

Printed-circuit board connector - PCC 4/10-ST-7,62 - 1840117

Please be informed that the data shown in this PDF Document is generated from our Online Catalog. Please find the complete data in the user's documentation. Our General Terms of Use for Downloads are valid (<http://phoenixcontact.com/download>)




Plug component, Nominal current: 20 A, Rated voltage (III/2): 1000 V, Number of positions: 10, Pitch: 7.62 mm, Connection method: Crimp connection, Color: green, Corresponding female crimp contacts with current [A] and conductor cross section range [mm²] data: 13,5A/STG-MTN 0,5-1,0 (3190438); 13,5A/STG-MTN 0,5-1,0 BA (3190629); 20A/STG-MTN 1,5-2,5 (3190506); 20A/STG-MTN 1,5-2,5 BA (3190632). BA = Taped contacts

Why buy this product

- Crimp contacts available loose and on tape
- Compatible with PC 4 headers for the PCB and DIN-rail mountable PCVK 4 and UPCV3K headers
- Plug-in direction parallel to the conductor axis
- Low design height of the PCC 4 series
- Snap-lock option for pull-out aid



Key commercial data

Packing unit	50 pc
GTIN	 4 017918 102197
Weight per Piece (excluding packing)	9.29 g
Custom tariff number	85366990
Country of origin	Germany
Note	Made to Order (non-returnable)

Technical data

Dimensions

Pitch	7.62 mm
Dimension a	68.58 mm

General

Range of articles	PCC 4/..-ST
Insulating material group	I
Rated surge voltage (III/3)	8 kV
Rated surge voltage (III/2)	8 kV
Rated surge voltage (II/2)	8 kV
Rated voltage (III/3)	400 V

Printed-circuit board connector - PCC 4/10-ST-7,62 - 1840117

Technical data

General

Rated voltage (III/2)	1000 V
Rated voltage (II/2)	1000 V
Connection in acc. with standard	EN-VDE
Nominal current I _N	20 A
Nominal cross section	4 mm ²
Maximum load current	20 A
Insulating material	PA
Inflammability class according to UL 94	V0
Number of positions	10

Connection data

Conductor cross section stranded min.	0.5 mm ²
Conductor cross section stranded max.	2.5 mm ²
Conductor cross section AWG/kcmil min.	20
Conductor cross section AWG/kcmil max	14
Minimum AWG according to UL/CUL	20
Maximum AWG according to UL/CUL	14

Classifications

eCl@ss

eCl@ss 4.0	272607xx
eCl@ss 4.1	27260701
eCl@ss 5.0	27260701
eCl@ss 5.1	27260701
eCl@ss 6.0	27260704
eCl@ss 7.0	27440402
eCl@ss 8.0	27440309

ETIM

ETIM 3.0	EC001121
ETIM 4.0	EC002638
ETIM 5.0	EC002638

UNSPSC

UNSPSC 6.01	30211810
UNSPSC 7.0901	39121409
UNSPSC 11	39121409
UNSPSC 12.01	39121409
UNSPSC 13.2	39121409

Printed-circuit board connector - PCC 4/10-ST-7,62 - 1840117

Approvals

Approvals


Approvals


CSA / UL Recognized / cUL Recognized / EAC / cULus Recognized


Ex Approvals

Approvals submitted

Approval details

CSA 		
	B	C
mm ² /AWG/kcmil	20-14	20-14
Nominal current I _N	10 A	10 A
Nominal voltage U _N	300 V	300 V


UL Recognized 		
	B	C
mm ² /AWG/kcmil	20-14	20-14
Nominal current I _N	10 A	10 A
Nominal voltage U _N	600 V	600 V

cUL Recognized 		
	B	C
mm ² /AWG/kcmil	20-14	20-14
Nominal current I _N	10 A	10 A
Nominal voltage U _N	600 V	600 V

EAC		
-----	--	--

Printed-circuit board connector - PCC 4/10-ST-7,62 - 1840117

Approvals

cULus Recognized 

Accessories

Accessories

Assembly tool

Contact removal tool - STG-EW - 3190441



Contact removal tool

Coding element

Coding profile - CP-HCC 4 - 1600027



Coding profile, Number of positions: 1, Color: red

Connector

Female insert - STG-MTN 0,5-1,0 - 3190438



Module socket contact, inserted in the PCC or HCC plug housing after crimping the conductor, for 0.5 mm² ... 1.0 mm² conductors

Female insert - STG-MTN 0,5-1,0 BA - 3190629



Module socket contact, inserted in the PCC or HCC plug housing after crimping the conductor, for 0.5 mm² ... 1.0 mm² conductors, ribbon contact

Printed-circuit board connector - PCC 4/10-ST-7,62 - 1840117

Accessories

Female insert - STG-MTN 1,5-2,5 - 3190506



Module socket contact, inserted in the PCC or HCC plug housing after crimping the conductor, for 1.5 mm² ... 2.5 mm² conductors

Female insert - STG-MTN 1,5-2,5 BAND - 3190632



Module socket contact, inserted in the PCC or HCC plug housing after crimping the conductor, for 1.5 mm² ... 2.5 mm² conductors, ribbon contact

Crimping tool

Crimping pliers - CRIMPFOX MT 2,5 - 1204038



Crimping pliers, for crimping conductors to the module female contacts STG-MTN, crimp range: 0.5-2.5 mm², AWG: 20-14

Labeled terminal marker

Marker card - SK 7,62/3,8:FORTL.ZAHLEN - 0804549



Marker card, Card, white, labeled, Horizontal: Consecutive numbers 1 - 10, 11 - 20, etc. up to 91 - 100, Mounting type: Adhesive, for terminal block width: 7.62 mm, Lettering field: 7.62 x 3.8 mm

Strain relief - STZ 2-PCC 4-7,62 - 1840214



Strain relief, for the 3 to 4-position MCC 1/...STZ-3,81 and MCC 1/...STZF-3,81 plugs, for snapping into the latching chambers, can be labeled with ZB 6

Strain relief - STZ 3-PCC 4-7,62 - 1840227

Printed-circuit board connector - PCC 4/10-ST-7,62 - 1840117

Accessories

Strain relief, for the 5 to 10-position MCC 1/...STZ-3,81 and MCC 1/...STZF-3,81 plugs, for snapping into the latching chambers, can be labeled with ZB 6

Strain relief - STZ 5-PCC 4-7,62 GN - 1842005

Strain relief, for the 11 to 15-position MCC 1/...STZ-3,81 and MCC 1/...STZF-3,81 plugs, for snapping into the latching chambers, can be labeled with ZB 6

Strain relief - STZ 8-PCC 4-7,62 - 1840230

Strain relief, for the 16 to 20-position MCC 1/...STZ-3,81 and MCC 1/...STZF-3,81 plugs, for snapping into the latching chambers, can be labeled with ZB 6

Additional products

Feed-through terminal block - UPCV3K 4-G-7,62 - 1838381



Feed-through terminal block, Connection method: Screw/plug-in connection, Number of positions: 1, Cross section: 0.2 mm² - 4 mm², AWG: 24 - 12, Width: 7.62 mm, Color: gray, Mounting type: NS 35/7,5, NS 35/15, NS 32

Plug - PCVK 4-7,62-PE - 1876246



Plug component, Nominal current: 20 A, Rated voltage (III/2): 630 V, Number of positions: 1, Pitch: 7.62 mm, Connection method: Screw connection, Color: green-yellow

Plug-in block - PCVK 4-7,62 - 1849998



Plug component, Nominal current: 20 A, Rated voltage (III/2): 630 V, Number of positions: 1, Pitch: 7.62 mm, Connection method: Screw connection, Color: green, Contact surface: Tin

Drawings

Printed-circuit board connector - PCC 4/10-ST-7,62 - 1840117

Dimensioned drawing

