


Base strip - MDSTBW 2,5/ 5-G-5,08 - 1840010

Please be informed that the data shown in this PDF Document is generated from our Online Catalog. Please find the complete data in the user's documentation. Our General Terms of Use for Downloads are valid (<http://phoenixcontact.com/download>)



The figure shows a 10-position version of the product


Header, Nominal current: 10 A, Rated voltage (III/2): 320 V, Number of positions: 5, Pitch: 5.08 mm, Color: green, Contact surface: Tin, Mounting: Soldering, The article can be aligned to create different nos. of positions! In combination with MVSTB or FKCV plug components, both an MVSTBW (or FKCVW) and an MVSTBR plug (or FKCVR) must be used. Combination with TMSTBP plug components is not possible!

Why buy this product

- MDSTBW 2,5/...-G with stand-off
- G1 types without offset levels, for flush installation on the front of devices
- Add-on ejectors for high-pos. connectors should be mounted to the left and right



Key Commercial Data

Packing unit	50 pc
GTIN	 4 017918 183332
Weight per Piece (excluding packing)	8.24 g
Custom tariff number	85366990
Country of origin	Germany

Technical data

Dimensions

Length	22.1 mm
Pitch	5.08 mm
Dimension a	20.32 mm
Constructional height	23.7 mm
Length of the solder pin	3.8 mm
Pin dimensions	1 x 1 mm
Hole diameter	1.4 mm

General

Range of articles	MDSTBW 2,5/...-G
Insulating material group	III
Rated surge voltage (III/3)	4 kV

Base strip - MDSTBW 2,5/ 5-G-5,08 - 1840010

Technical data

General

Rated surge voltage (III/2)	4 kV
Rated surge voltage (II/2)	4 kV
Rated voltage (III/3)	250 V
Rated voltage (III/2)	320 V
Rated voltage (II/2)	400 V
Connection in acc. with standard	EN-VDE
Nominal current I _N	10 A
Maximum load current	10 A
Insulating material	PBT
Flammability rating according to UL 94	V0
Color	green
Number of positions	5

Classifications

eCl@ss

eCl@ss 4.0	272607xx
eCl@ss 4.1	27260701
eCl@ss 5.0	27260701
eCl@ss 5.1	27260701
eCl@ss 6.0	27260704
eCl@ss 7.0	27440402
eCl@ss 8.0	27440402

ETIM

ETIM 3.0	EC001121
ETIM 4.0	EC002637
ETIM 5.0	EC002637

UNSPSC

UNSPSC 6.01	30211810
UNSPSC 7.0901	39121409
UNSPSC 11	39121409
UNSPSC 12.01	39121409
UNSPSC 13.2	39121409

Approvals

Approvals

Base strip - MDSTBW 2,5/ 5-G-5,08 - 1840010

Approvals


Approvals


CSA / VDE Gutachten mit Fertigungsüberwachung / IECCEB Scheme / CCA / cULus Recognized


Ex Approvals

Approvals submitted

Approval details

CSA 		
	B	D
Nominal current IN	15 A	15 A
Nominal voltage UN	300 V	300 V

VDE Gutachten mit Fertigungsüberwachung 	
Nominal current IN	10 A
Nominal voltage UN	250 V

IECCEB Scheme 	
Nominal current IN	10 A
Nominal voltage UN	250 V

CCA	
Nominal current IN	10 A
Nominal voltage UN	250 V

cULus Recognized		
	B	D
Nominal current IN	15 A	10 A
Nominal voltage UN	300 V	300 V

Base strip - MDSTBW 2,5/ 5-G-5,08 - 1840010

Accessories

Accessories

Terminal marking

Marker card - SK 5,08/3,8:UNBEDRUCKT - 0805412



Marker card, Card, white, unlabeled, can be labeled with: Marker pen, Mounting type: Adhesive, for terminal block width: 5.08 mm, Lettering field: 5.08 x 3.8 mm

Assembly adapters - MDSTBW 2,5-AS - 1767766



Ejectors, for assembly on each side of the header

Drawings

Dimensional drawing

