

Printed-circuit board connector - ISPC 5/ 2-STGF-7,62 - 1749201

Please be informed that the data shown in this PDF Document is generated from our Online Catalog. Please find the complete data in the user's documentation. Our General Terms of Use for Downloads are valid (<http://phoenixcontact.com/download>)

Plug component, Nominal current: 41 A, Rated voltage (III/2): 1000 V, Number of positions: 2, Pitch: 7.62 mm, Connection method: Spring-cage connection, Color: green, Contact surface: Tin




Why buy this product

- ✓ Unlimited 600 V UL approval
- ✓ Inverted Push-in spring-cage plugs, ISPC 5 plugs with pin contacts for touch-proof device outputs (with IPC 5 G) or free-hanging cable/cable connections (with SPC 5 ST)
- ✓ Increased vibration protection thanks to screw-on STF plugs with screw flange
- ✓ STGF plugs with threaded flange



Key commercial data

Packing unit	50 pc
Minimum order quantity	50 pc
GTIN	 4 046356 312745
Weight per Piece (excluding packing)	10.77 g
Custom tariff number	85366990
Country of origin	Bulgaria
Note	Made to Order (non-returnable)

Technical data

Dimensions

Pitch	7.62 mm
Dimension a	7.62 mm

General

Range of articles	ISPC 5/...-STGF
Insulating material group	I
Rated surge voltage (III/3)	8 kV
Rated surge voltage (III/2)	8 kV
Rated surge voltage (II/2)	6 kV

Printed-circuit board connector - ISPC 5/ 2-STGF-7,62 - 1749201

Technical data

General

Rated voltage (III/3)	1000 V
Rated voltage (III/2)	1000 V
Rated voltage (II/2)	1000 V
Connection in acc. with standard	EN-VDE
Nominal current I_N	41 A
Nominal cross section	6 mm ²
Maximum load current	41 A
Insulating material	PA
Inflammability class according to UL 94	V0
Stripping length	15 mm
Number of positions	2

Connection data

Conductor cross section solid min.	0.2 mm ²
Conductor cross section solid max.	10 mm ²
Conductor cross section stranded min.	0.2 mm ²
Conductor cross section stranded max.	6 mm ²
Conductor cross section stranded, with ferrule without plastic sleeve min.	0.25 mm ²
Conductor cross section stranded, with ferrule without plastic sleeve max.	6 mm ²
Conductor cross section stranded, with ferrule with plastic sleeve min.	0.25 mm ²
Conductor cross section stranded, with ferrule with plastic sleeve max.	4 mm ²
Conductor cross section AWG/kcmil min.	24
Conductor cross section AWG/kcmil max	8
2 conductors with same cross section, stranded, TWIN ferrules with plastic sleeve, min.	0.25 mm ²
2 conductors with same cross section, stranded, TWIN ferrules with plastic sleeve, max.	1.5 mm ²
Minimum AWG according to UL/CUL	24
Maximum AWG according to UL/CUL	8

Classifications

eCl@ss

eCl@ss 4.0	272607xx
eCl@ss 4.1	27260701
eCl@ss 5.0	27260701
eCl@ss 5.1	27260701
eCl@ss 6.0	27260704
eCl@ss 7.0	27440402
eCl@ss 8.0	27440309

Printed-circuit board connector - ISPC 5/ 2-STGF-7,62 - 1749201

Classifications

ETIM

ETIM 3.0	EC001121
ETIM 4.0	EC002638
ETIM 5.0	EC002638

UNSPSC

UNSPSC 6.01	30211810
UNSPSC 7.0901	39121409
UNSPSC 11	39121409
UNSPSC 12.01	39121409
UNSPSC 13.2	39121409

Approvals

Approvals


Approvals


UL Recognized / cUL Recognized / EAC / cULus Recognized

Ex Approvals

Approvals submitted

Approval details


UL Recognized 		
	B	C
mm²/AWG/kcmil	24-8	24-8
Nominal current I _N	35 A	35 A
Nominal voltage U _N	600 V	600 V

cUL Recognized 		
	B	C
mm²/AWG/kcmil	24-8	24-8
Nominal current I _N	35 A	35 A
Nominal voltage U _N	600 V	600 V

Printed-circuit board connector - ISPC 5/ 2-STGF-7,62 - 1749201

Approvals

EAC

cULus Recognized  US

Drawings

Dimensioned drawing

