

PST 1,3/12-LV-5,0


Order No.: 1704589

The figure shows a 10-position version of the product

<http://eshop.phoenixcontact.de/phoenix/treeViewClick.do?UID=1704589>

Header, Nominal current: 14 A, Rated voltage (III/2): 400 V, Number of positions: 12, Pitch: 5 mm, Color: Black, Assembly: Soldering, Voltage and current depend on the plug-in terminal block used.

Commercial data

GTIN (EAN)	 4 017918 995157
Note	Made-to-order
sales group	E432
Pack	50 pcs.
Customs tariff	85366990

Product notes

WEEE/RoHS-compliant since:
06/30/2006

<http://www.download.phoenixcontact.com>
Please note that the data given here has been taken from the online catalog. For comprehensive information and data, please refer to the user documentation. The General Terms and Conditions of Use apply to Internet downloads.

Technical data

Dimensions / positions

Length	10.8 mm
Pitch	5 mm
Dimension a	55 mm
Number of positions	12

Pin dimensions	1,3 mm
Hole diameter	1.5 mm

Technical data

Range of articles	PST 1,3/..-LV
Insulating material group	IIIb
Rated surge voltage (III/3)	4 kV
Rated surge voltage (III/2)	4 kV
Rated surge voltage (II/2)	4 kV
Rated voltage (III/2)	400 V
Rated voltage (II/2)	400 V
Connection in acc. with standard	EN-VDE
Nominal current I_N	13.5 A (depends on the plug used)
Nominal voltage U_N	250 V
Maximum load current	13.5 A (depends on the plug used)
Insulating material	PA
Inflammability class acc. to UL 94	V0
Color	Black
Nominal voltage, UL/CUL Use Group B	300 V
Nominal current, UL/CUL Use Group B	10 A
Nominal voltage, UL/CUL Use Group D	300 V
Nominal current, UL/CUL Use Group D	10 A

Certificates / Approvals

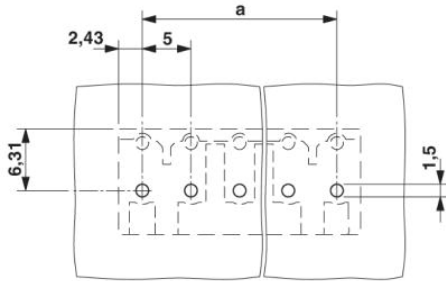


Certification

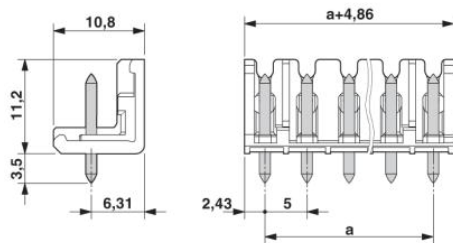
CUL, GOST, UL

Diagrams/Drawings

Drilling plan/solder pad geometry



Dimensioned drawing



Address

PHOENIX CONTACT Inc., USA
586 Fulling Mill Road
Middletown, PA 17057, USA
Phone (800) 888-7388
Fax (717) 944-1625
<http://www.phoenixcon.com>



© 2011 Phoenix Contact
Technical modifications reserved;