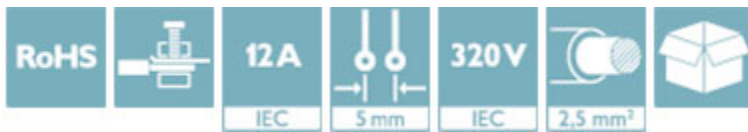



Printed-circuit board connector - MSTB 2,5/ 6-ST BK AU - 1752470

Please be informed that the data shown in this PDF Document is generated from our Online Catalog. Please find the complete data in the user's documentation. Our General Terms of Use for Downloads are valid (<http://phoenixcontact.com/download>)

Plug component, Nominal current: 12 A, Rated voltage (III/2): 320 V, Number of positions: 6, Pitch: 5 mm, Connection method: Screw connection with tension sleeve, Color: black, Contact surface: Gold



Key Commercial Data

Packing unit	1 STK
GTIN	 4 017918 216832
GTIN	4017918216832
Weight per Piece (excluding packing)	10.260 g
Custom tariff number	85366990
Country of origin	United States

Technical data

Dimensions

Pitch	5 mm
Dimension a	25 mm

General

Range of articles	MSTB 2,5/..-ST
Type of contact	Female connector
Number of positions	6
Connection method	Screw connection with tension sleeve
Insulating material group	I
Rated surge voltage (III/3)	4 kV
Rated surge voltage (III/2)	4 kV
Rated surge voltage (II/2)	4 kV
Rated voltage (III/3)	250 V
Rated voltage (III/2)	320 V
Rated voltage (II/2)	630 V
Connection in acc. with standard	EN-VDE

Printed-circuit board connector - MSTB 2,5/ 6-ST BK AU - 1752470

Technical data

General

Nominal current I_N	12 A
Nominal cross section	2.5 mm ²
Maximum load current	12 A (with a 2.5 mm ² conductor cross section)
Insulating material	PA
Flammability rating according to UL 94	V0
Internal cylindrical gage	A3
Stripping length	7 mm
Screw thread	M3
Tightening torque, min	0.5 Nm
Tightening torque max	0.6 Nm

Connection data

Conductor cross section solid min.	0.2 mm ²
Conductor cross section solid max.	2.5 mm ²
Conductor cross section flexible min.	0.2 mm ²
Conductor cross section flexible max.	2.5 mm ²
Conductor cross section flexible, with ferrule without plastic sleeve min.	0.25 mm ²
Conductor cross section flexible, with ferrule without plastic sleeve max.	2.5 mm ²
Conductor cross section flexible, with ferrule with plastic sleeve min.	0.25 mm ²
Conductor cross section flexible, with ferrule with plastic sleeve max.	2.5 mm ²
Conductor cross section AWG min.	24
Conductor cross section AWG max.	12
2 conductors with same cross section, solid min.	0.2 mm ²
2 conductors with same cross section, solid max.	1 mm ²
2 conductors with same cross section, stranded min.	0.2 mm ²
2 conductors with same cross section, stranded max.	1.5 mm ²
2 conductors with same cross section, stranded, ferrules without plastic sleeve, min.	0.25 mm ²
2 conductors with same cross section, stranded, ferrules without plastic sleeve, max.	1 mm ²
2 conductors with same cross section, stranded, TWIN ferrules with plastic sleeve, min.	0.5 mm ²
2 conductors with same cross section, stranded, TWIN ferrules with plastic sleeve, max.	1.5 mm ²
Minimum AWG according to UL/CUL	30
Maximum AWG according to UL/CUL	12

Standards and Regulations

Connection in acc. with standard	EN-VDE
	CSA

Printed-circuit board connector - MSTB 2,5/ 6-ST BK AU - 1752470

Technical data

Standards and Regulations

Flammability rating according to UL 94	V0
--	----

Environmental Product Compliance

China RoHS	Environmentally Friendly Use Period = 50
	For details about hazardous substances go to tab "Downloads", Category "Manufacturer's declaration"

Approvals


Approvals


Approvals

CSA / VDE Gutachten mit Fertigungsüberwachung / IECCEB Scheme / cULus Recognized / EAC

Ex Approvals


Approval details


CSA		http://www.csagroup.org/services/testing-and-certification/certified-product-listing/	13631
		B	D
mm ² /AWG/kcmil		28-12	28-12
Nominal current I _N		15 A	10 A
Nominal voltage U _N		300 V	300 V


VDE Gutachten mit Fertigungsüberwachung		http://www.vde.com/en/Institute/OnlineService/VDE-approved-products/Pages/Online-Search.aspx	40004701
mm ² /AWG/kcmil		0.2-2.5	
Nominal current I _N		12 A	
Nominal voltage U _N		250 V	

Printed-circuit board connector - MSTB 2,5/ 6-ST BK AU - 1752470

Approvals

IECEE CB Scheme		http://www.iecee.org/	DE1-56062-B1B2
mm ² /AWG/kcmil	0.2-2.5		
Nominal current I _N	12 A		
Nominal voltage U _N	250 V		

cULus Recognized		http://database.ul.com/cgi-bin/XYV/template/LISEXT/1FRAME/index.htm	E60425-19931011
	B	D	
mm ² /AWG/kcmil	30-12	30-12	
Nominal current I _N	15 A	15 A	
Nominal voltage U _N	300 V	150 V	

EAC		B.01742
-----	---	---------