

Printed-circuit board connector - MC 1,5/12-GF-3,81 P26 THRR72 - 1782019

Please be informed that the data shown in this PDF Document is generated from our Online Catalog. Please find the complete data in the user's documentation. Our General Terms of Use for Downloads are valid (<http://phoenixcontact.com/download>)

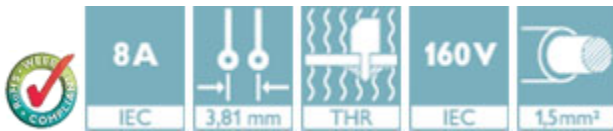


Header, Nominal current: 8 A, Rated voltage (III/2): 160 V, Number of positions: 12, Pitch: 3.81 mm, Color: black, Contact surface: Tin, Mounting: THR soldering

The figure shows a 10-position version of the product

Product Features

- Plug-in direction parallel to the PCB
- Low-profile THR headers with a compact pitch
- Pitch: 3.81 mm
- Delivery form: tape-on-reel packing according to IEC 60286-3 for automated mounting
- Use in SMT reflow processes



Key Commercial Data

Packing unit	1 pc
Minimum order quantity	380 pc
Custom tariff number	85366990
Country of origin	Germany

Technical data

Dimensions

Length	9.2 mm
Pitch	3.81 mm
Dimension a	41.91 mm
Constructional height	6.9 mm
Length of the solder pin	2.6 mm
Pin dimensions	0,8 x 0,8 mm

Printed-circuit board connector - MC 1,5/12-GF-3,81 P26 THRR72 - 1782019

Technical data

Dimensions

Hole diameter	1.4 mm
---------------	--------

General

Range of articles	MC 1,5/...GF-THR
Insulating material group	IIIa
Rated surge voltage (III/3)	2.5 kV
Rated surge voltage (III/2)	2.5 kV
Rated surge voltage (II/2)	2.5 kV
Rated voltage (III/3)	160 V
Rated voltage (III/2)	160 V
Rated voltage (II/2)	250 V
Connection in acc. with standard	EN-VDE
Nominal current I_N	8 A
Insulating material	LCP
Flammability rating according to UL 94	V0
Color	black
Number of positions	12

Standards and Regulations

Connection in acc. with standard	EN-VDE
	CUL
Flammability rating according to UL 94	V0

Classifications

eCl@ss

eCl@ss 4.0	272607xx
eCl@ss 4.1	27260701
eCl@ss 5.0	27260701
eCl@ss 5.1	27260701
eCl@ss 6.0	27260704
eCl@ss 7.0	27440402
eCl@ss 8.0	27440402
eCl@ss 9.0	27440402

ETIM

ETIM 4.0	EC002637
----------	----------

Printed-circuit board connector - MC 1,5/12-GF-3,81 P26 THRR72 - 1782019

Classifications

ETIM

ETIM 5.0	EC002637
----------	----------

UNSPSC

UNSPSC 6.01	30211810
UNSPSC 7.0901	39121409
UNSPSC 11	39121409
UNSPSC 12.01	39121409
UNSPSC 13.2	39121409

Approvals

Approvals


Approvals

VDE Gutachten mit Fertigungsüberwachung / EAC / cULus Recognized / IECEE CB Scheme / EAC

Ex Approvals

Approvals submitted

Approval details

VDE Gutachten mit Fertigungsüberwachung 	
Nominal current I _N	8 A
Nominal voltage U _N	160 V

EAC

cULus Recognized		
	B	D
Nominal current I _N	8 A	8 A

Printed-circuit board connector - MC 1,5/12-GF-3,81 P26 THRR72 - 1782019

Approvals

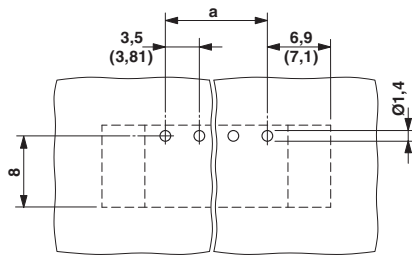
	B	D
Nominal voltage UN	300 V	300 V

IECEE CB Scheme	
Nominal current I _N	8 A
Nominal voltage U _N	160 V

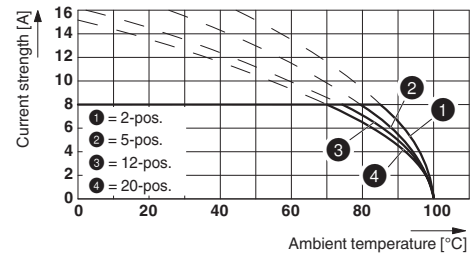
EAC

Drawings

Drilling diagram

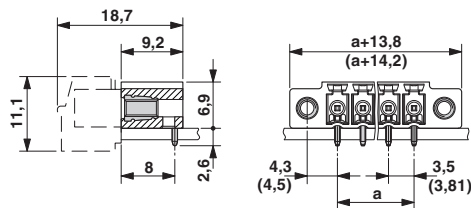


Diagram



Type: FK-MCP 1,5/...-ST(F)-3,81 with MC 1,5/...-G(F)-3,81 P.. THR(R...)

Dimensional drawing



Mouser Electronics

Authorized Distributor

Click to View Pricing, Inventory, Delivery & Lifecycle Information:

[Phoenix Contact:](#)

[1782019](#)