


PCB terminal block - FK-MPT 0,5/16-ST-3,5 - 1914072

Please be informed that the data shown in this PDF Document is generated from our Online Catalog. Please find the complete data in the user's documentation. Our General Terms of Use for Downloads are valid (<http://phoenixcontact.com/download>)

Plug component, Nominal current: 4 A, Rated voltage (III/2): 250 V, Number of positions: 16, Pitch: 3.5 mm, Connection method: Spring-cage connection, Color: green, Contact surface: Tin, Pin strips available on request.




The figure shows a 10-position version of the product

Why buy this product

- Available as a PCB terminal block or as a plug
- 3.5 mm pitch
- Miniature connection terminal for solid conductors
- Potentials can be easily looped through thanks to the double connection
- More user friendly thanks to direct plug-in technology with release button



Key commercial data

Packing unit	50 pc
Minimum order quantity	50 pc
GTIN	 4 017918 176976
Weight per Piece (excluding packing)	5.33 g
Custom tariff number	85366990
Country of origin	Germany
Note	Made to Order (non-returnable)

Technical data

Dimensions

Length	9.5 mm
Pitch	3.5 mm
Dimension a	52.5 mm

General

Range of articles	FK-MPT 0,5/...-ST
Insulating material group	IIIa
Rated surge voltage (III/3)	2.5 kV

PCB terminal block - FK-MPT 0,5/16-ST-3,5 - 1914072

Technical data

General

Rated surge voltage (III/2)	2.5 kV
Rated surge voltage (II/2)	2.5 kV
Rated voltage (III/3)	160 V
Rated voltage (III/2)	250 V
Rated voltage (II/2)	250 V
Connection in acc. with standard	EN-VDE
Nominal current I_N	4 A
Nominal cross section	0.5 mm ²
Maximum load current	4 A (with 0.5 mm ² conductor cross section)
Insulating material	PBT
Inflammability class according to UL 94	V0
Stripping length	6.5 mm
Number of positions	16

Connection data

Conductor cross section solid min.	0.12 mm ²
Conductor cross section solid max.	0.5 mm ²
Conductor cross section AWG/kcmil min.	26
Conductor cross section AWG/kcmil max	20
Minimum AWG according to UL/CUL	28
Maximum AWG according to UL/CUL	20

Classifications

eCl@ss

eCl@ss 4.0	272607xx
eCl@ss 4.1	27141109
eCl@ss 5.0	27141190
eCl@ss 5.1	27141190
eCl@ss 6.0	27261101
eCl@ss 7.0	27440401
eCl@ss 8.0	27440309

ETIM

ETIM 3.0	EC001121
ETIM 4.0	EC002643
ETIM 5.0	EC002643

UNSPSC

UNSPSC 6.01	30211801
UNSPSC 7.0901	39121432
UNSPSC 11	34131203

PCB terminal block - FK-MPT 0,5/16-ST-3,5 - 1914072

Classifications

UNSPSC

UNSPSC 12.01	39121432
UNSPSC 13.2	39121432

Approvals

Approvals


Approvals

UL Recognized / SEV / cUL Recognized / EAC / cULus Recognized


Ex Approvals

Approvals submitted

Approval details

UL Recognized 		
	B	D
mm ² /AWG/kcmil	28-20	28-20
Nominal current I _N	4 A	4 A
Nominal voltage U _N	300 V	300 V


SEV	
mm ² /AWG/kcmil	0.5
Nominal current I _N	4 A
Nominal voltage U _N	160 V

cUL Recognized 		
	B	D
mm ² /AWG/kcmil	28-20	28-20
Nominal current I _N	4 A	4 A
Nominal voltage U _N	300 V	300 V

EAC

PCB terminal block - FK-MPT 0,5/16-ST-3,5 - 1914072

Approvals

cULus Recognized  US

Accessories

Accessories

Screwdriver tools

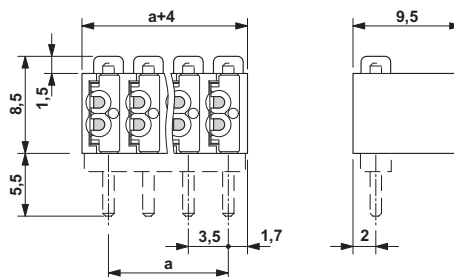
Screwdriver - SZF 0-0,4X2,5 - 1204504



Actuation tool, for ST terminal blocks, also suitable for use as a bladed screwdriver, size: 0.4 x 2.5 x 75 mm, 2-component grip, with non-slip grip

Drawings

Dimensioned drawing



PCB terminal block - FK-MPT 0,5/16-ST-3,5 - 1914072

Diagram

FK-MPT 0,5-ST-3,5 with PST 1,0

