

## Printed-circuit board connector - TMSTBP 2,5/ 5-STF-5,08 - 1853133

Please be informed that the data shown in this PDF Document is generated from our Online Catalog. Please find the complete data in the user's documentation. Our General Terms of Use for Downloads are valid (<http://phoenixcontact.com/download>)



Plug component, Nominal current: 12 A, Rated voltage (III/2): 320 V, Number of positions: 5, Pitch: 5.08 mm, Connection method: Screw connection, Color: green, Contact surface: Tin, The plug allows conductors to be looped through from module to module.

### Why buy this product

- User-friendly 2.3 mm Ø test connection
- For the DeviceNet-compliant version with gold-plated contact system, visit [phoenixcontact.net/products](http://phoenixcontact.net/products)



### Key commercial data

Packing unit	50 pc
GTIN	 4 017918 109332
Weight per Piece (excluding packing)	17.49 g
Custom tariff number	85366990
Country of origin	Poland

### Technical data

#### Dimensions

Pitch	5.08 mm
Dimension a	20.32 mm

#### General

Range of articles	TMSTBP 2,5/...-STF
Insulating material group	I
Rated surge voltage (III/3)	4 kV
Rated surge voltage (III/2)	4 kV
Rated surge voltage (II/2)	4 kV
Rated voltage (III/3)	250 V
Rated voltage (III/2)	320 V
Rated voltage (II/2)	630 V
Connection in acc. with standard	EN-VDE
Nominal current I <sub>N</sub>	12 A

# Printed-circuit board connector - TMSTBP 2,5/ 5-STF-5,08 - 1853133

## Technical data

### General

Nominal cross section	2.5 mm <sup>2</sup>
Maximum load current	12 A
Insulating material	PA
Inflammability class according to UL 94	V0
Internal cylindrical gage	A3
Stripping length	7 mm
Number of positions	5
Screw thread	M3
Tightening torque, min	0.5 Nm
Tightening torque max	0.6 Nm

### Connection data

Conductor cross section solid min.	0.2 mm <sup>2</sup>
Conductor cross section solid max.	2.5 mm <sup>2</sup>
Conductor cross section stranded min.	0.2 mm <sup>2</sup>
Conductor cross section stranded max.	2.5 mm <sup>2</sup>
Conductor cross section stranded, with ferrule without plastic sleeve min.	0.25 mm <sup>2</sup>
Conductor cross section stranded, with ferrule without plastic sleeve max.	2.5 mm <sup>2</sup>
Conductor cross section stranded, with ferrule with plastic sleeve min.	0.25 mm <sup>2</sup>
Conductor cross section stranded, with ferrule with plastic sleeve max.	2.5 mm <sup>2</sup>
Conductor cross section AWG/kcmil min.	24
Conductor cross section AWG/kcmil max	12
2 conductors with same cross section, solid min.	0.2 mm <sup>2</sup>
2 conductors with same cross section, solid max.	1 mm <sup>2</sup>
2 conductors with same cross section, stranded min.	0.2 mm <sup>2</sup>
2 conductors with same cross section, stranded max.	1.5 mm <sup>2</sup>
2 conductors with same cross section, stranded, ferrules without plastic sleeve, min.	0.25 mm <sup>2</sup>
2 conductors with same cross section, stranded, ferrules without plastic sleeve, max.	1 mm <sup>2</sup>
2 conductors with same cross section, stranded, TWIN ferrules with plastic sleeve, min.	0.5 mm <sup>2</sup>
2 conductors with same cross section, stranded, TWIN ferrules with plastic sleeve, max.	1.5 mm <sup>2</sup>
Minimum AWG according to UL/CUL	30
Maximum AWG according to UL/CUL	12

## Classifications

eCl@ss

eCl@ss 4.0	272607xx
------------	----------

# Printed-circuit board connector - TMSTBP 2,5/ 5-STF-5,08 - 1853133

## Classifications

### eCl@ss

eCl@ss 4.1	27260701
eCl@ss 5.0	27260701
eCl@ss 5.1	27260701
eCl@ss 6.0	27260704
eCl@ss 7.0	27440402
eCl@ss 8.0	27440309

### ETIM

ETIM 3.0	EC001121
ETIM 4.0	EC002638
ETIM 5.0	EC002638

### UNSPSC

UNSPSC 6.01	30211810
UNSPSC 7.0901	39121409
UNSPSC 11	39121409
UNSPSC 12.01	39121409
UNSPSC 13.2	39121409

## Approvals

### Approvals


#### Approvals

CSA / UL Recognized / VDE Gutachten mit Fertigungsüberwachung / cUL Recognized / IECCEB CB Scheme / CCA / EAC / cULus Recognized

#### Ex Approvals


#### Approvals submitted


### Approval details


CSA 		
	B	D
mm <sup>2</sup> /AWG/kcmil	28-12	28-12
Nominal current I <sub>N</sub>	10 A	10 A
Nominal voltage U <sub>N</sub>	300 V	300 V


# Printed-circuit board connector - TMSTBP 2,5/ 5-STF-5,08 - 1853133

## Approvals

UL Recognized 		
	B	D
mm <sup>2</sup> /AWG/kcmil	30-12	30-12
Nominal current I <sub>N</sub>	15 A	10 A
Nominal voltage U <sub>N</sub>	300 V	300 V

VDE Gutachten mit Fertigungsüberwachung 	
mm <sup>2</sup> /AWG/kcmil	0.2-2.5
Nominal current I <sub>N</sub>	12 A
Nominal voltage U <sub>N</sub>	250 V

cUL Recognized 		
	B	D
mm <sup>2</sup> /AWG/kcmil	30-12	30-12
Nominal current I <sub>N</sub>	15 A	10 A
Nominal voltage U <sub>N</sub>	300 V	300 V


IECEE CB Scheme 	
mm <sup>2</sup> /AWG/kcmil	0.2-2.5
Nominal current I <sub>N</sub>	12 A
Nominal voltage U <sub>N</sub>	250 V

CCA	
mm <sup>2</sup> /AWG/kcmil	0.2-2.5
Nominal current I <sub>N</sub>	12 A
Nominal voltage U <sub>N</sub>	250 V

EAC	
-----	--

# Printed-circuit board connector - TMSTBP 2,5/ 5-STF-5,08 - 1853133

## Approvals

cULus Recognized 

## Accessories

### Accessories

#### Bridge

Insertion bridge - EBP 2- 5 - 1733169



Insertion bridge, fully insulated, for connectors with 5.0 or 5.08 mm pitch, no. of positions: 2

Insertion bridge - EBP 3- 5 - 1733172



Insertion bridge, fully insulated, for connectors with 5.0 or 5.08 mm pitch, no. of positions: 3

Insertion bridge - EBP 5- 5 - 1733198



Insertion bridge, fully insulated, for connectors with 5.0 or 5.08 mm pitch, no. of positions: 5

Insertion bridge - EBP 4- 5 - 1733185



Insertion bridge, fully insulated, for connectors with 5.0 or 5.08 mm pitch, no. of positions: 4

#### Labeled terminal marker

## Printed-circuit board connector - TMSTBP 2,5/ 5-STF-5,08 - 1853133

### Accessories

Marker card - SK 5,08/3,8:FORTL.ZAHLEN - 0804293



Marker card, Card, white, labeled, Horizontal: Consecutive numbers 1 - 10, 11 - 20, etc. up to 91 - (99)100, Mounting type: Adhesive, for terminal block width: 5.08 mm, Lettering field: 5.08 x 3.8 mm

---

### Marker pen

Marker pen - B-STIFT - 1051993



Marker pen, for manual labeling of unprinted Zack strips, smear-proof and waterproof, line thickness 0.5 mm

---

### Screwdriver tools

Screwdriver - SZS 0,6X3,5 - 1205053



Actuation tool, for ST terminal blocks, insulated, also suitable for use as a bladed screwdriver, size: 0.6 x 3.5 x 100 mm, 2-component grip, with non-slip grip

---

### Terminal marking

Marker card - SK 5,08/3,8:UNBEDRUCKT - 0805412



Marker card, Card, white, unlabeled, can be labeled with: Marker pen, Mounting type: Adhesive, for terminal block width: 5.08 mm, Lettering field: 5.08 x 3.8 mm

---

### Additional products

Base strip - DFK-MSTB 2,5/ 5-GF-5,08 - 0710206



Plug component, Nominal current: 12 A, Rated voltage (III/2): 320 V, Number of positions: 5, Pitch: 5.08 mm, Connection method: Solder/Slip-on connection, Color: green, Contact surface: Tin, Mounting: Direct mounting

## Printed-circuit board connector - TMSTBP 2,5/ 5-STF-5,08 - 1853133

### Accessories

Base strip - A-MSTBV 2,5/ 5-GF-5,08 - 1872619



Header, Nominal current: 12 A, Rated voltage (III/2): 320 V, Number of positions: 5, Pitch: 5.08 mm, Color: green, Contact surface: Tin, Mounting: DIN rail

Base strip - MSTBV 2,5/ 5-GF-5,08 - 1777109



Header, Nominal current: 12 A, Rated voltage (III/2): 320 V, Number of positions: 5, Pitch: 5.08 mm, Color: green, Contact surface: Tin, Mounting: Soldering

Printed-circuit board connector - ICC 2,5/ 5-STZFD-5,08 - 1823642



Plug component, Nominal current: 12 A, Rated voltage (III/2): 320 V, Number of positions: 5, Pitch: 5.08 mm, Connection method: Crimp connection, Color: green, Corresponding male crimp contacts with current [A] and conductor cross section range [mm<sup>2</sup>] data: 10A/ICC-MT 0,5-1,0 (3190577); 10A/ICC-MT 0,5-1,0 BA (3190603); 12A/ICC-MT 1,5-2,5 (3190580); 12A/ICC-MT 1,5-2,5 BA (3190593). BA = Bandkontakte

Printed-circuit board connector - IC 2,5/ 5-STGF-5,08 - 1825530



Plug component, Nominal current: 12 A, Rated voltage (III/2): 320 V, Number of positions: 5, Pitch: 5.08 mm, Connection method: Screw connection, Color: green, Contact surface: Tin

Base strip - DFK-MSTBVA 2,5/ 5-GF-5,08 - 1899317



Header, Nominal current: 12 A, Rated voltage (III/2): 320 V, Number of positions: 5, Pitch: 5.08 mm, Color: green, Contact surface: Tin, Mounting: Soldering

## Printed-circuit board connector - TMSTBP 2,5/ 5-STF-5,08 - 1853133

### Accessories

Base strip - DFK-MSTBA 2,5/ 5-GF-5,08 - 1899016



Header, Nominal current: 12 A, Rated voltage (III/2): 320 V, Number of positions: 5, Pitch: 5.08 mm, Color: green, Contact surface: Tin, Mounting: Soldering

Base strip - EMSTB 2,5/ 5-GF-5,08 - 1899647



Header, Nominal current: 12 A, Rated voltage (III/2): 320 V, Number of positions: 5, Pitch: 5.08 mm, Color: green, Contact surface: Tin, Mounting: Press-in

Base strip - EMSTBV 2,5/ 5-GF-5,08 - 1915246



Header, Nominal current: 12 A, Rated voltage (III/2): 320 V, Number of positions: 5, Pitch: 5.08 mm, Color: green, Contact surface: Tin, Mounting: Press-in

Base strip - MDSTBV 2,5/ 5-GF-5,08 - 1845662



Header, Nominal current: 10 A, Rated voltage (III/2): 320 V, Number of positions: 5, Pitch: 5.08 mm, Color: green, Contact surface: Tin, Mounting: Soldering, The article can be aligned to create different nos. of positions! In combination with MVSTB or FKCV plug components, both an MVSTBW (or FKCVW) and an MVSTBR plug (or FKCVR) must be used. Combination with TMSTBP plug components is not possible!

Base strip - MDSTB 2,5/ 5-GF-5,08 - 1842393



Header, Nominal current: 10 A, Rated voltage (III/2): 320 V, Number of positions: 5, Pitch: 5.08 mm, Color: green, Contact surface: Tin, Mounting: Soldering, The article can be aligned to create different nos. of positions! In combination with MVSTB or FKCV plug components, both an MVSTBW (or FKCVW) and an MVSTBR plug (or FKCVR) must be used. Combination with TMSTBP plug components is not possible!

# Printed-circuit board connector - TMSTBP 2,5/ 5-STF-5,08 - 1853133

## Accessories

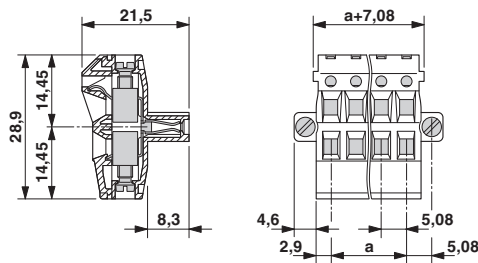
Base strip - MSTB 2,5/ 5-GF-5,08 - 1776537

Header, Nominal current: 12 A, Rated voltage (III/2): 320 V, Number of positions: 5, Pitch: 5.08 mm, Color: green, Contact surface: Tin, Mounting: Soldering



## Drawings

Dimensioned drawing



Diagram

Plug:  
Header:

TMSTBP 2,5/5-ST(F)-(-5,08)  
MSTB(A) 2,5/5-G(F)-(-5,08)

