DO NOT SCALE
DIMENSIONS IN mm

METRIC

THIRD ANGLE PROJECTION

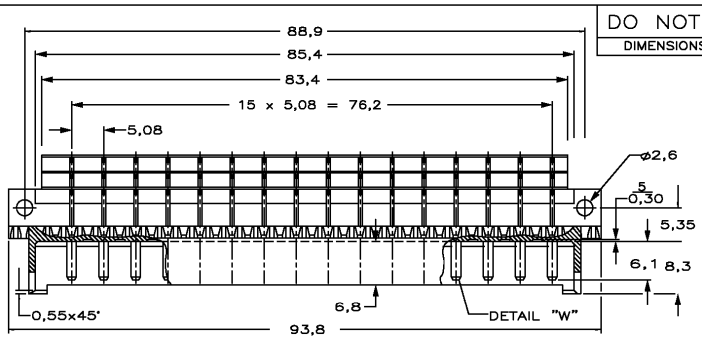

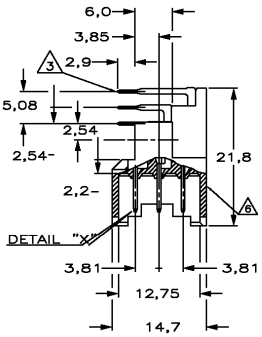

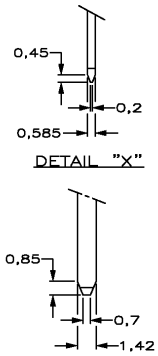

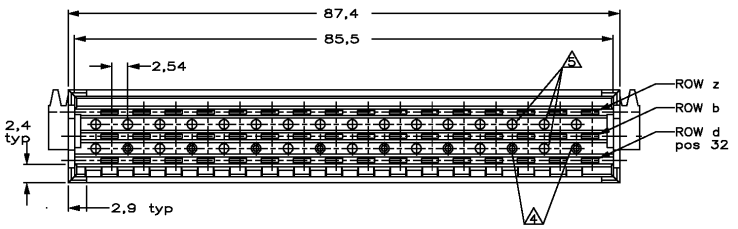

POS. NO		2	4	6	8	10	12	14	16	18	20	22	24	26	28	30	32
F 48 ROW	N	X	X	X	X	X	X	X	X	X	X	X	X	X	X	X	X
	D	X	X	X	X	X	X	X	X	X	X	X	X	X	X	X	X
	D	X	X	X	X	X	X	X	X	X	X	X	X	X	X	X	X

AN ASTERISK „X" DENOTES A STANDARD CONTACT.

NOTES

1. MATERIAL:
   - HOUSING: THERMOPLASTIC POLYESTER, COLOR GREY.
   - CONTACTS: BRASS.
2. PLATING CONTACT: 1,25 µm Au OVER 1,25 µm Ni IN CONTACT AREA. Sn/Pb over 1,25 µm Ni ON SOLDER POST.
3. SOLDER POSTS SUITABLE FOR P.C.B. HOLES 0,8±0,05 OR 1,0±0,1 DIA.
4. 8 HOLES SUITABLE FOR KEYING PIN PN. 215916-1.
5. KEYING HOLES TO BE DRILLED BY CUSTOMER.
6. PRINTING AT THIS SIDE.

		FINISH		MATERIAL	PARTNUMBER
		SEE NOTE 2		SEE NOTE 1	106351-1
–	–	-	-		
–	–	-	-		
–	–	-	-		
–	–	-	-		
–	–	-	-		
A	SR10-0015-01	BC	BC	11-01-01	
0	H-9853	R.v.L	J.v.G	25.05.93	
LTR.	REVISION RECORD	DR.	CHK.	DATE	

CUSTOMER DRAWING — FOR REFERENCE ONLY WILL NOT BE UPDATED

© COPYRIGHT 19 – BY Tyco Electronics EC N.V.
ALL INTERNATIONAL RIGHTS RESERVED.AMP PRODUCTS MAY BE COVERED BY U.S. AND FOREIGN AND/OR PATENTS PENDING.
THIS DRAWING IS UNPUBLISHED
~~RELEASED FOR PUBLICATION ——— ,19 ———~~

AMP — Tyco Electronics Belgium EC N.V. Oostkamp

NAME: 48 POS. DIN 41612 F MALE 90° SOLDER CONNECTION

DR.: R.V.LOKVEN DATE: 25.05.93 | CHK.: J.V.GRUNSVEN DATE: 25.05.93 | APP.: L.V.SOET DATE: 25.05.93

DWG.No. C-106351 | REV.LTR. A | SHEET 1 OF 1 | A3

R6-12B (REV.04-91)

Downloaded from Elcodis.com electronic components distributor