

4

3

2

1

THIS DRAWING IS UNPUBLISHED.

RELEASED FOR PUBLICATION

20

© COPYRIGHT -

BY -

ALL RIGHTS RESERVED.

LOC

DIST

REVISIONS

P

LTR

DESCRIPTION

DATE

DWN

APVD

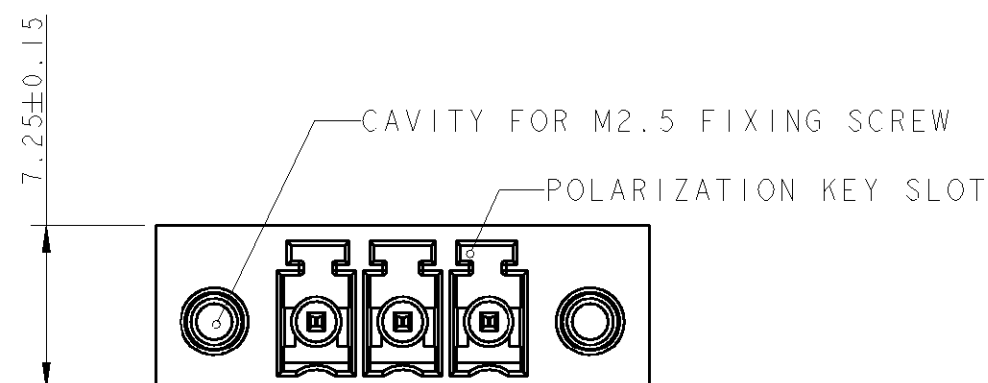
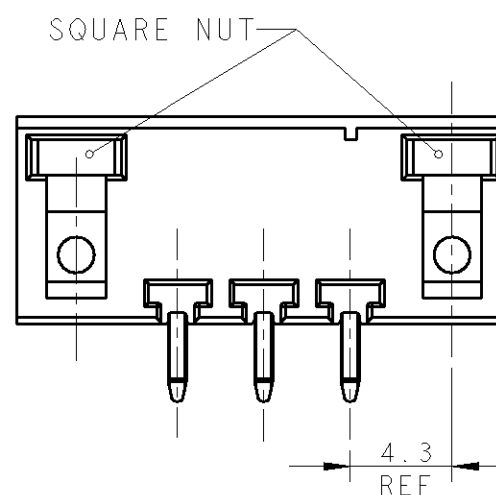
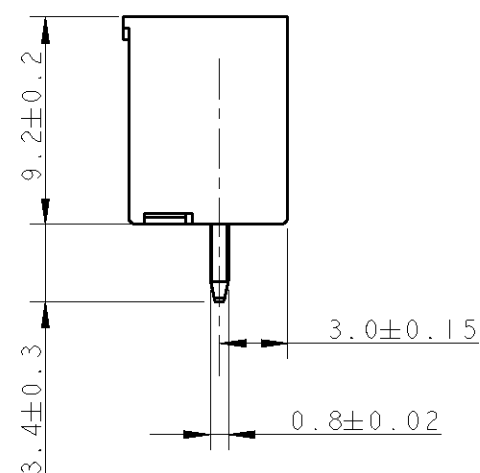
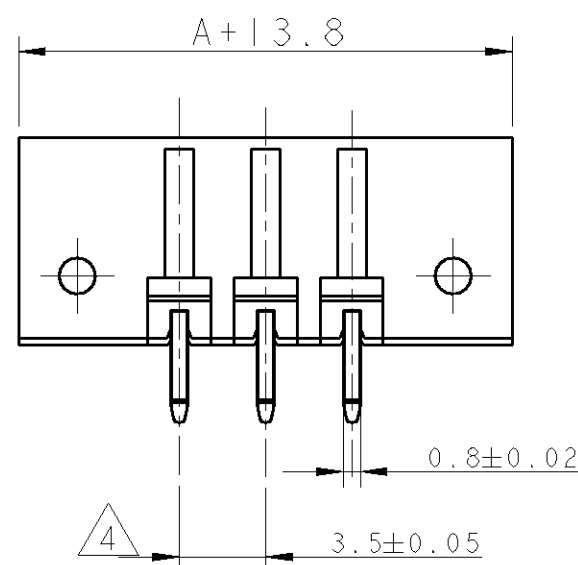
B1

REVISED PER ECO-11-005294

30APR11

RK

HMR

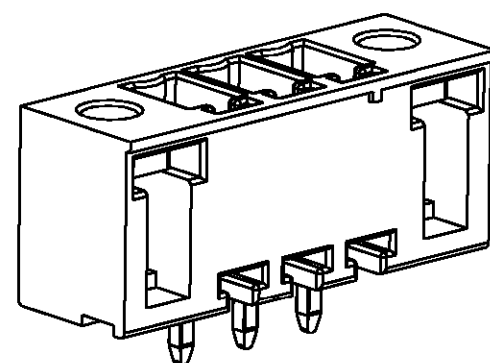


1 MATERIALS AND FINISH
HOUSING : PA 6.6, UL 94-V0, COLOR GREEN
TERMINAL : PHOSPHOR BRONZE, TIN PLATED

2 CONNECTOR ASSEMBLY INCLUDED 2 SQUARE NUTS
LOADED IN CAVITY

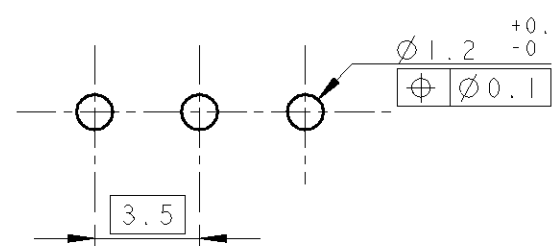
3 SUITABLE FOR 1.6-2.4 mm. PC BOARD THICKNESS

4 NOT CUMULATIVE TOLERANCE



284516-3 AS SHOWN

RECOMMENDED PC BOARD LAYOUT



77.0	23	2-284516-3
73.5	22	2-284516-2
70.0	21	2-284516-1
66.5	20	2-284516-0
63.0	19	1-284516-9
59.5	18	1-284516-8
56.0	17	1-284516-7
52.5	16	1-284516-6
49.0	15	1-284516-5
45.5	14	1-284516-4
42.0	13	1-284516-3
38.5	12	1-284516-2
35.0	11	1-284516-1
31.5	10	1-284516-0
28.0	9	284516-9
24.5	8	284516-8
21.0	7	284516-7
17.5	6	284516-6
14.0	5	284516-5
10.5	4	284516-4
7.0	3	284516-3
3.5	2	284516-2
DIM A	NO OF POS	PART NUMBER

DWN 06FEB2002

EZ 06FEB2002

CHK E. ZANOLINI

APVD D. BIEVENOUR

PRODUCT SPEC

108-20166

APPLICATION SPEC

114-20079

WEIGHT -

CUSTOMER DRAWING



TE Connectivity

NAME
TERMINAL BLOCK, HEADER ASSEMBLY
STRAIGHT, 3.5mm PITCH
WITH THREADED FLANGE

SIZE A3 CAGE CODE 00779 DRAWING NO C-284516 RESTRICTED TO -

SCALE 3:1 SHEET 1 OF 1 REV B1

Mouser Electronics

Authorized Distributor

Click to View Pricing, Inventory, Delivery & Lifecycle Information:

[TE Connectivity:](#)

[1-284516-4](#)