

Base strip - EMC 1,5/ 4-GF-3,81 - 1896967

Please be informed that the data shown in this PDF Document is generated from our Online Catalog. Please find the complete data in the user's documentation. Our General Terms of Use for Downloads are valid (<http://phoenixcontact.com/download>)

Header, Nominal current: 8 A, Rated voltage (III/2): 160 V, Number of positions: 4, Pitch: 3.81 mm, Color: green, Contact surface: Tin, Mounting: Press-in




The figure shows a 10-position version of the product

Why buy this product

- Press-in tools available on request
- Pin strips with ERNI-PRESS flexible press-in zone
- Plug-in direction horizontal and vertical to the PCB
- Processing according to EN 60352-5



Key Commercial Data

Packing unit	50 pc
GTIN	 4 017918 166106
Weight per Piece (excluding packing)	2.28 g
Custom tariff number	85369010
Country of origin	Poland

Technical data

Dimensions

Length	10.7 mm
Pitch	3.81 mm
Dimension a	11.43 mm
Constructional height	7 mm
Length of the solder pin	3.5 mm
Pin dimensions	0,8 x 0,8 mm
Hole diameter	1.45 mm

General

Range of articles	EMC 1,5/...-GF
Insulating material group	IIIa

Base strip - EMC 1,5/ 4-GF-3,81 - 1896967

Technical data

General

Rated surge voltage (III/3)	2.5 kV
Rated surge voltage (III/2)	2.5 kV
Rated surge voltage (II/2)	2.5 kV
Rated voltage (III/3)	160 V
Rated voltage (III/2)	160 V
Rated voltage (II/2)	250 V
Connection in acc. with standard	EN-VDE
Nominal current I _N	8 A
Maximum load current	8 A
Insulating material	PBT
Flammability rating according to UL 94	V0
Color	green
Number of positions	4

Classifications

eCl@ss

eCl@ss 4.0	272607xx
eCl@ss 4.1	27260701
eCl@ss 5.0	27260701
eCl@ss 5.1	27260701
eCl@ss 6.0	27260704
eCl@ss 7.0	27440402
eCl@ss 8.0	27440402

ETIM

ETIM 3.0	EC001121
ETIM 4.0	EC002637
ETIM 5.0	EC002637

UNSPSC

UNSPSC 6.01	30211810
UNSPSC 7.0901	39121409
UNSPSC 11	39121409
UNSPSC 12.01	39121409
UNSPSC 13.2	39121409

Approvals

Approvals

Base strip - EMC 1,5/ 4-GF-3,81 - 1896967

Approvals

Approvals

EAC / cULus Recognized

Ex Approvals

Approvals submitted

Approval details

EAC

cULus Recognized		
	B	D
Nominal current I _N	8 A	8 A
Nominal voltage U _N	300 V	300 V

Accessories

Accessories

Coding element

Coding profile - CP-MSTB - 1734634



Coding profile, is inserted into the slot on the plug or inverted header, red insulating material

Labeled terminal marker

Marker card - SK 3,81/2,8:FORTL.ZAHLEN - 0804109



Marker card, Card, white, labeled, Horizontal: Consecutive numbers 1 - 10, 11 - 20, etc. up to 91 - (99)100, Mounting type: Adhesive, for terminal block width: 3.81 mm, Lettering field: 3.81 x 2.8 mm

Base strip - EMC 1,5/ 4-GF-3,81 - 1896967

Accessories

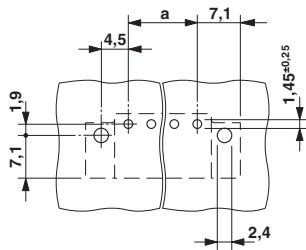
Assembly adapters - EMC 1,5-SH - 1877258

Stamp holder, for upper and lower stamp

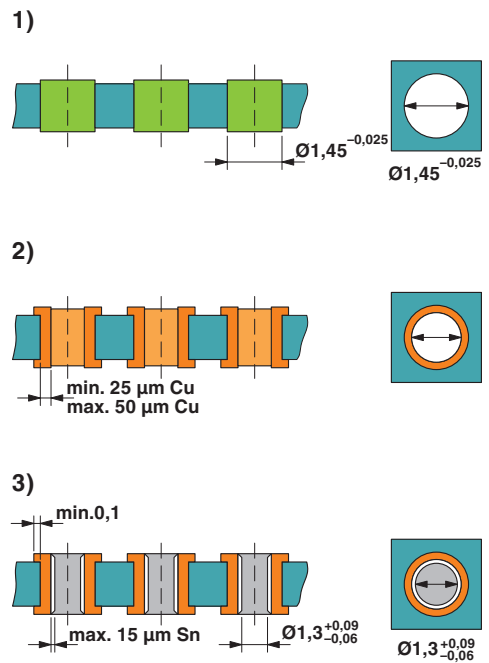


Drawings

Drilling diagram



Drilling diagram



Drill hole layout in FR4 or EP-GC basic material

Dimensional drawing

