

Base strip - MSTBA 2,5 HC/ 7-G - 1923801

Please be informed that the data shown in this PDF Document is generated from our Online Catalog. Please find the complete data in the user's documentation. Our General Terms of Use for Downloads are valid (<http://phoenixcontact.com/download>)

Header, Nominal current: 16 A, Rated voltage (III/2): 320 V, Number of positions: 7, Pitch: 5 mm, Color: green, Contact surface: Tin, Mounting: Soldering




The figure shows a 10-position version of the product

Why buy this product

- 16 A (HC) headers in horizontal and vertical (MSTBV) versions
- Lateral HC marking („High Current“)
- Lateral mismatching prevented by side panels
- Coding sections (CR) as protection against mismatching
- Vibration-resistant connection by means of threaded flange (-GF)



Key commercial data

Packing unit	50 pc
Minimum order quantity	50 pc
GTIN	 4 017918 599997
Weight per Piece (excluding packing)	2.42 g
Custom tariff number	85366990
Country of origin	Germany
Note	Made to Order (non-returnable)

Technical data

Dimensions

Length	12 mm
Pitch	5 mm
Dimension a	30 mm
Pin dimensions	1 x 1 mm
Pin spacing	5.00 mm
Hole diameter	1.4 mm

General

Base strip - MSTBA 2,5 HC/ 7-G - 1923801

Technical data

General

Range of articles	MSTBA 2,5 HC/...-G
Insulating material group	I
Rated surge voltage (III/3)	4 kV
Rated surge voltage (III/2)	4 kV
Rated surge voltage (II/2)	4 kV
Rated voltage (III/3)	250 V
Rated voltage (III/2)	320 V
Rated voltage (II/2)	400 V
Connection in acc. with standard	EN-VDE
Nominal current I _N	16 A (see derating curve)
Maximum load current	16 A
Insulating material	PA
Inflammability class according to UL 94	V0
Color	green
Number of positions	7

Classifications

eCl@ss

eCl@ss 4.0	272607xx
eCl@ss 4.1	27260701
eCl@ss 5.0	27260701
eCl@ss 5.1	27260701
eCl@ss 6.0	27260704
eCl@ss 7.0	27440402
eCl@ss 8.0	27440402

ETIM

ETIM 3.0	EC001121
ETIM 4.0	EC002637
ETIM 5.0	EC002637

UNSPSC

UNSPSC 6.01	30211810
UNSPSC 7.0901	39121409
UNSPSC 11	39121409
UNSPSC 12.01	39121409
UNSPSC 13.2	39121409

Approvals

Approvals

Base strip - MSTBA 2,5 HC/ 7-G - 1923801

Approvals

Approvals

UL Recognized / VDE Gutachten mit Fertigungsüberwachung / cUL Recognized / IECCEB Scheme / CCA / EAC / cULus Recognized

Ex Approvals

Approvals submitted

Approval details

UL Recognized		
	B	D
Nominal current IN	16 A	10 A
Nominal voltage UN	300 V	300 V

VDE Gutachten mit Fertigungsüberwachung	
Nominal current IN	16 A
Nominal voltage UN	250 V

cUL Recognized		
	B	D
Nominal current IN	16 A	10 A
Nominal voltage UN	300 V	300 V


IECCEB Scheme	
Nominal current IN	16 A
Nominal voltage UN	250 V

Base strip - MSTBA 2,5 HC/ 7-G - 1923801

Approvals

CCA	
Nominal current I _N	16 A
Nominal voltage U _N	250 V

EAC

cULus Recognized 
--

Accessories

Accessories

Coding element

Coding star - CR-MSTB - 1734401



Coding section, inserted into the recess in the header or the inverted plug, red insulating material

Filler plug

Accessories - MSTB-BL - 1755477



Keying cap, for forming sections, plugs onto header pin, green insulating material

Labeled terminal marker

Marker card - SK 5/3,8:FORTL.ZAHLEN - 0804183



Marker card, Card, white, labeled, Horizontal: Consecutive numbers 1 - 10, 11 - 20, etc. up to 91 - (99)100, Mounting type: Adhesive, for terminal block width: 5 mm, Lettering field: 5 x 3.8 mm

Additional products

Base strip - MSTBA 2,5 HC/ 7-G - 1923801

Accessories

Printed-circuit board connector - MVSTBW 2,5 HC/ 7-ST - 1912786



Plug component, Nominal current: 16 A, Rated voltage (III/2): 320 V, Number of positions: 7, Pitch: 5 mm, Connection method: Screw connection, Color: green, Contact surface: Tin

Printed-circuit board connector - MSTB 2,5 HC/ 7-ST - 1911907



Plug component, Nominal current: 16 A, Rated voltage (III/2): 320 V, Number of positions: 7, Pitch: 5 mm, Connection method: Screw connection, Color: green, Contact surface: Tin

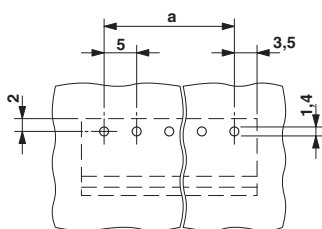
Printed-circuit board connector - MVSTBR 2,5 HC/ 7-ST - 1912346



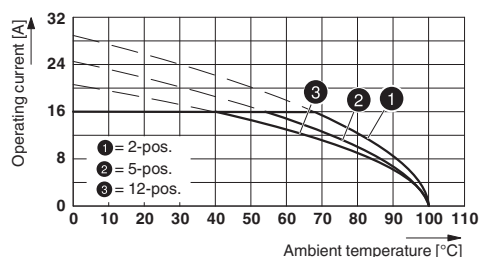
Plug component, Nominal current: 16 A, Rated voltage (III/2): 320 V, Number of positions: 7, Pitch: 5 mm, Connection method: Screw connection, Color: green, Contact surface: Tin

Drawings

Drilling diagram



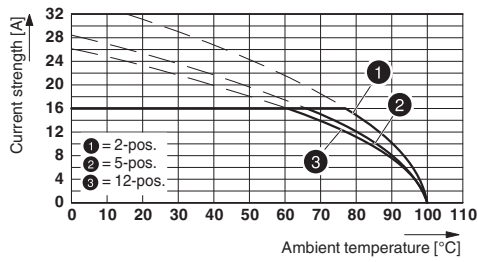
Diagram



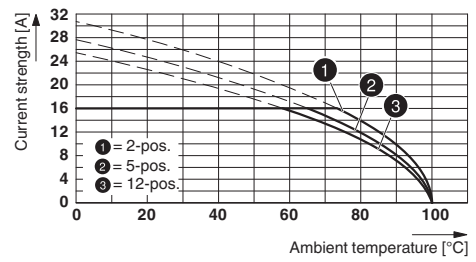
Derating curve for: FKC 2,5 HC/...-ST with MSTBA 2,5 HC/...-G

Base strip - MSTBA 2,5 HC/ 7-G - 1923801

Diagram



Diagram



Type: MSTBT 2,5 HC/...-ST with MSTBA 2,5 HC/...-G

Type: MVSTBR 2,5 HC/...-ST with MSTBA 2,5 HC/...-G

Dimensioned drawing

