


MSTBC 2,5/ 7-STZ-5,08-R

Order No.: 1809093

The illustration shows a 15-position version

<http://eshop.phoenixcontact.de/phoenix/treeViewClick.do?UID=1809093>

Plug component, Nominal current: 12 A, Rated voltage (III/2): 320 V, Number of positions: 7, Pitch: 5.08 mm, Connection method: Crimp connection, Color: Green, Corresponding female crimp contacts with current [A] and conductor cross section range [mm²] data: 10A/MSTBC-MT 0,5-1,0 (3190564); 10A/MSTBC-MT 0,5-1,0 BA (3190645); 12A/MSTBC-MT 1,5-2,5 (3190551); 12A/MSTBC-MT 1,5-2,5 BA (3190658). BA = Bandkontakte

Commercial data	
GTIN (EAN)	 4 017918 114992
Note	Made-to-order
sales group	E125
Pack	50 pcs.
Customs tariff	85366990
Catalog page information	Page 269 (CC-2011)

Product notes

WEEE/RoHS-compliant since:
01/01/2003

<http://www.download.phoenixcontact.com>
Please note that the data given here has been taken from the online catalog. For comprehensive information and data, please refer to the user documentation. The General Terms and Conditions of Use apply to Internet downloads.

Technical data

Dimensions / positions

Pitch	5.08 mm
-------	---------

Dimension a	30.48 mm
Number of positions	7

Technical data

Range of articles	MSTBC 2,5/...-STZ
Insulating material group	I
Rated surge voltage (III/3)	4 kV
Rated surge voltage (III/2)	4 kV
Rated surge voltage (II/2)	4 kV
Rated voltage (III/2)	320 V
Rated voltage (II/2)	630 V
Connection in acc. with standard	EN-VDE
Nominal current I_N	12 A
Nominal voltage U_N	320 V
Nominal cross section	2.5 mm ²
Maximum load current	12 A
Insulating material	PA
Inflammability class acc. to UL 94	V0
Nominal voltage, UL/CUL Use Group B	250 V
Nominal current, UL/CUL Use Group B	10 A
Nominal voltage, UL/CUL Use Group D	300 V
Nominal current, UL/CUL Use Group D	10 A

Connection data

Conductor cross section stranded min.	0.5 mm ²
Conductor cross section stranded max.	2.5 mm ²
Conductor cross section AWG/kcmil min.	20
Conductor cross section AWG/kcmil max	14
Minimum AWG according to UL/CUL	20
Maximum AWG according to UL/CUL	14

Certificates / Approvals



Certification

CB, CUL, UL, VDE-PZI

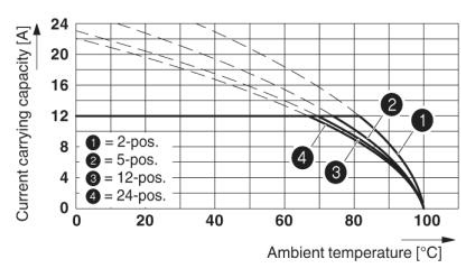
Accessories		
Item	Designation	Description
General		
1879531	MSTBC-MT 0,2-0,5	Module socket contact, is inserted into the plug housing MSTBC after crimping the conductor, for conductors from 0.2 to 0.5 mm ²
1879544	MSTBC-MT 0,2-0,5 BAND	Module socket contact, is inserted into the plug housing MSTBC after crimping the conductor, for conductors from 0.2 to 0.5 mm ²
Marking		
0804293	SK 5,08/3,8:FORTL.ZAHLEN	Marker card, printed horizontally, self-adhesive, 12 identical decades marked 1-10, 11-20 etc. up to 91-(99)100, sufficient for 120 terminal blocks
Plug/Adapter		
1734634	CP-MSTB	Keying profile, is inserted into the slot on the plug or inverted header, red insulating material
3190564	MSTBC-MT 0,5-1,0	Module female contact, is inserted into the plug housing MSTBC after crimping the conductor, for conductors from 0.5 to 1.0 mm ²
3190645	MSTBC-MT 0,5-1,0 BA	Module female contact, is inserted into the MSTBC connector shell after the conductor has been crimped, for conductors from 0.5 - 1.0 mm ² , ribbon contact
3190551	MSTBC-MT 1,5-2,5	Module female contact, is inserted into the plug housing MSTBC after crimping the conductor, for conductors from 1.5 to 2.5 mm ²
3190658	MSTBC-MT 1,5-2,5 BA	Module female contact, is inserted into the MSTBC connector shell after the conductor has been crimped, for conductors from 1.5 - 2.5 mm ² , ribbon contact
1810529	STZ 2-MSTBC-5,08	Strain relief for snapping into the latching chambers of the plug components, 2-pos., labeling with ZB 6
1810532	STZ 4-MSTBC-5,08	Strain relief for snapping into the latching chambers of the plug components, 4-pos., labeling with ZB 6
1810516	STZ 8-MSTBC-5,08	Strain relief for snapping into the latching chambers of the plug components, 8-pos., labeling with ZB 6
1810503	STZ 12-MSTBC-5,08	Strain relief for snapping into the latching chambers of the plug components, 12-pos., labeling with ZB 6
Tools		
1204038	CRIMPFOX MT 2,5	Crimping pliers, for crimping conductors to the module female contacts STG-MTN, crimp range: 0.5-2.5 mm ² , AWG: 20-14
1205037	SZS 0,4X2,5 VDE	Screwdriver, bladed, VDE insulated, size: 0.4 x 2.5 x 80 mm, 2-component grip, with non-slip grip

Additional products

Item	Designation	Description
General		
1823891	ICC 2,5/ 7-STZ-5,08	Plug component, Nominal current: 12 A, Rated voltage (III/2): 320 V, Number of positions: 7, Pitch: 5.08 mm, Connection method: Crimp connection, Color: Green, Corresponding male crimp contacts with current [A] and conductor cross section range [mm ²] data: 10A/ICC-MT 0,5-1,0 (3190577); 10A/ICC-MT 0,5-1,0 BA (3190603); 12A/ICC-MT 1,5-2,5 (3190580); 12A/ICC-MT 1,5-2,5 BA (3190593). BA = Bandkontakte

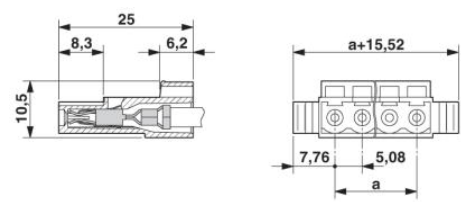
Diagrams/Drawings

Diagram



**Type: MSTBC 2,5/...-ST-5,08 with MSTBA 2,5/...-G-5,08;
 contact: MSTBC-MT 1,5 - 2,5**

Dimensioned drawing



Address

PHOENIX CONTACT Inc., USA
586 Fulling Mill Road
Middletown, PA 17057, USA
Phone (800) 888-7388
Fax (717) 944-1625
<http://www.phoenixcon.com>



© 2011 Phoenix Contact
Technical modifications reserved;