

Pin strip - PST 1,0/ 6-3,5 - 1945135

Please be informed that the data shown in this PDF Document is generated from our Online Catalog. Please find the complete data in the user's documentation. Our General Terms of Use for Downloads are valid (<http://phoenixcontact.com/download>)

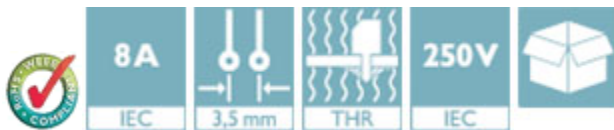


The figure shows a 10-position version of the product

Header, Nominal current: 8 A, Rated voltage (III/2): 250 V, Number of positions: 6, Pitch: 3.5 mm, Color: black, Contact surface: Tin, Mounting: THR soldering, The maximum current depends on the plug used. The lower of the two current values apply for plug and pin strip. The pin strip is made of highly temperature resistant plastic and is thus suitable for the reflow process.

Product Features

- Various pin lengths and pin geometries available on request
- Optimum pin geometry so as to not damage the plug
- Reflow solderable pin strip, optimized for COMBICON compact connectors



Key Commercial Data

Packing unit	1 pc
Minimum order quantity	100 pc
Weight per Piece (excluding packing)	0.784 g
Custom tariff number	85366990
Country of origin	Germany

Technical data

Dimensions

Length	2.8 mm
Pitch	3.50 mm
Dimension a	17.5 mm
Width	21 mm
Constructional height	9.2 mm
Height	12.7 mm
Length of the solder pin	3.5 mm
Pin dimensions	1 mm

Pin strip - PST 1,0/ 6-3,5 - 1945135

Technical data

Dimensions

Hole diameter	1.2 mm
---------------	--------

General

Range of articles	PST 1,0/..-V
Insulating material group	IIIa
Rated surge voltage (III/3)	2.5 kV
Rated surge voltage (III/2)	2.5 kV
Rated surge voltage (II/2)	2.5 kV
Rated voltage (III/3)	160 V
Rated voltage (III/2)	250 V
Rated voltage (II/2)	250 V
Connection in acc. with standard	EN-VDE
Nominal current I_N	8 A (depends on the plug used)
Maximum load current	8 A (depends on the plug used)
Insulating material	PA
Flammability rating according to UL 94	V0
Color	black
Number of positions	6

Standards and Regulations

Connection in acc. with standard	EN-VDE
	CUL
Flammability rating according to UL 94	V0

Classifications

eCl@ss

eCl@ss 4.0	272607xx
eCl@ss 4.1	27260701
eCl@ss 5.0	27260701
eCl@ss 5.1	27260701
eCl@ss 6.0	27260704
eCl@ss 7.0	27440402
eCl@ss 8.0	27440402
eCl@ss 9.0	27440402

ETIM

ETIM 3.0	EC001121
----------	----------

Pin strip - PST 1,0/ 6-3,5 - 1945135

Classifications

ETIM

ETIM 4.0	EC002637
ETIM 5.0	EC002637

UNSPSC

UNSPSC 6.01	30211801
UNSPSC 7.0901	39121432
UNSPSC 11	34131203
UNSPSC 12.01	39121432
UNSPSC 13.2	39121432

Approvals

Approvals


Approvals


UL Recognized / cUL Recognized / EAC / SEV / CCA / EAC / cULus Recognized

Ex Approvals

Approvals submitted

Approval details

UL Recognized 	
	B
Nominal current IN	10 A
Nominal voltage UN	300 V

cUL Recognized 	
	B
Nominal current IN	10 A
Nominal voltage UN	300 V

Pin strip - PST 1,0/ 6-3,5 - 1945135

Approvals

EAC

SEV	
Nominal current IN	6 A
Nominal voltage UN	160 V

CCA	
Nominal current IN	6 A
Nominal voltage UN	160 V

EAC

cULus Recognized

Accessories

Additional products

Plug - PTDA 1,5/ 6-PH-3,5 - 1725159



Plug component, Nominal current: 8 A, Rated voltage (III/2): 240 V, Number of positions: 6, Pitch: 3.5 mm, Connection method: Push-in spring connection, Color: green, Contact surface: Tin

PCB terminal block - FK-MPT 0,5/ 6-ST-3,5 - 1913963



Plug component, Nominal current: 4 A, Rated voltage (III/2): 250 V, Number of positions: 6, Pitch: 3.5 mm, Connection method: Push-in spring connection, Color: green, Contact surface: Tin

Pin strip - PST 1,0/ 6-3,5 - 1945135

Accessories

PCB terminal block - PT 1,5/ 6-PVH-3,5 - 1984057



Plug component, Nominal current: 8 A, Rated voltage (III/2): 200 V, Number of positions: 6, Pitch: 3.5 mm, Connection method: Screw connection with wire protector, Color: green, Contact surface: Tin

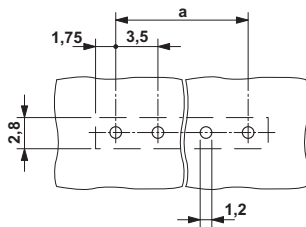
PCB terminal block - PT 1,5/ 6-PH-3,5 - 1984358



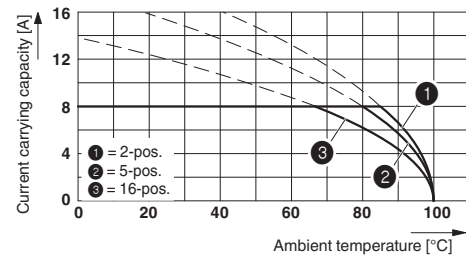
Plug component, Nominal current: 8 A, Rated voltage (III/2): 200 V, Number of positions: 6, Pitch: 3.5 mm, Connection method: Screw connection with wire protector, Color: green, Contact surface: Tin

Drawings

Drilling diagram

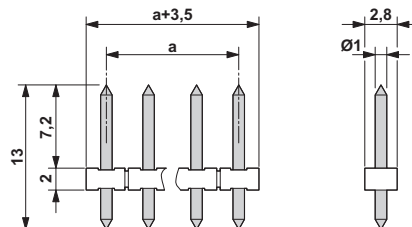


Diagram



Derating curve for: PTDA 1,5/..-PH-3,5 with PST 1,0/..-3,5

Dimensional drawing



Mouser Electronics

Authorized Distributor

Click to View Pricing, Inventory, Delivery & Lifecycle Information:

[Phoenix Contact:](#)

[1945135](#)