


Printed-circuit board connector - MC 1,5/ 6-ST-3,5 BK - 1878846

Please be informed that the data shown in this PDF Document is generated from our Online Catalog. Please find the complete data in the user's documentation. Our General Terms of Use for Downloads are valid (<http://phoenixcontact.com/download>)

Plug component, Nominal current: 8 A, Number of positions: 6, Pitch: 3.5 mm, Connection method: Screw connection with tension sleeve, Color: black, Contact surface: Tin



Key Commercial Data

Packing unit	1 STK
GTIN	 4 017918 268817
GTIN	4017918268817
Weight per Piece (excluding packing)	4.500 g
Custom tariff number	85366990
Country of origin	United States

Technical data

Dimensions

Pitch	3.5 mm
Dimension a	17.5 mm

General

Range of articles	MC 1,5/...-ST
Type of contact	Female connector
Number of positions	6
Connection method	Screw connection with tension sleeve
Rated voltage (III/3)	160 V
Connection in acc. with standard	EN-VDE
Nominal current I_N	8 A
Nominal cross section	1.5 mm ²

Connection data

Conductor cross section solid min.	0.14 mm ²
Conductor cross section solid max.	1.5 mm ²
Conductor cross section flexible min.	0.14 mm ²

Printed-circuit board connector - MC 1,5/ 6-ST-3,5 BK - 1878846

Technical data

Connection data

Conductor cross section flexible max.	1.5 mm ²
Conductor cross section flexible, with ferrule without plastic sleeve min.	0.25 mm ²
Conductor cross section flexible, with ferrule without plastic sleeve max.	1.5 mm ²
Conductor cross section flexible, with ferrule with plastic sleeve min.	0.25 mm ²
Conductor cross section flexible, with ferrule with plastic sleeve max.	0.5 mm ²
Conductor cross section AWG min.	28
Conductor cross section AWG max.	16
2 conductors with same cross section, solid min.	0.08 mm ²
2 conductors with same cross section, solid max.	0.5 mm ²
2 conductors with same cross section, stranded min.	0.08 mm ²
2 conductors with same cross section, stranded max.	0.75 mm ²
2 conductors with same cross section, stranded, ferrules without plastic sleeve, min.	0.25 mm ²
2 conductors with same cross section, stranded, ferrules without plastic sleeve, max.	0.34 mm ²
2 conductors with same cross section, stranded, TWIN ferrules with plastic sleeve, min.	0.5 mm ²
2 conductors with same cross section, stranded, TWIN ferrules with plastic sleeve, max.	0.5 mm ²
Minimum AWG according to UL/CUL	30
Maximum AWG according to UL/CUL	14

Standards and Regulations

Connection in acc. with standard	EN-VDE
	CSA

Environmental Product Compliance

China RoHS	Environmentally Friendly Use Period = 50
	For details about hazardous substances go to tab "Downloads", Category "Manufacturer's declaration"

Approvals

Approvals

Approvals


CSA / VDE Gutachten mit Fertigungsüberwachung / IEC/IEC CB Scheme / CCA / cULus Recognized / EAC


Ex Approvals


Printed-circuit board connector - MC 1,5/ 6-ST-3,5 BK - 1878846

Approvals


Approval details

CSA		http://www.csagroup.org/services/testing-and-certification/certified-product-listing/	13631
	B	D	
mm ² /AWG/kcmil	28-16	28-16	
Nominal current I _N	8 A	8 A	
Nominal voltage U _N	300 V	300 V	

VDE Gutachten mit Fertigungsüberwachung		http://www.vde.com/en/Institute/OnlineService/VDE-approved-products/Pages/Online-Search.aspx	40011723
mm ² /AWG/kcmil	0.2-1.5		
Nominal current I _N	8 A		
Nominal voltage U _N	160 V		

IECEE CB Scheme		http://www.iecee.org/	DE1-56063-B1B2
mm ² /AWG/kcmil	0.2-1.5		
Nominal current I _N	8 A		
Nominal voltage U _N	160 V		


CCA			CCA/ DE1 34219
mm ² /AWG/kcmil	0.2-1.5		
Nominal current I _N	8 A		
Nominal voltage U _N	160 V		

cULus Recognized		http://database.ul.com/cgi-bin/XYV/template/LISEXT/1FRAME/index.htm	E60425-20110128
	B	D	
mm ² /AWG/kcmil	30-14	30-14	
Nominal current I _N	8 A	8 A	

Printed-circuit board connector - MC 1,5/ 6-ST-3,5 BK - 1878846

Approvals

	B	D
Nominal voltage UN	300 V	300 V

EAC		B.01742
-----	---	---------