


Printed-circuit board connector - MCVW 1,5/10-STF-3,5 - 1863084

Please be informed that the data shown in this PDF Document is generated from our Online Catalog. Please find the complete data in the user's documentation. Our General Terms of Use for Downloads are valid (<http://phoenixcontact.com/download>)

Plug component, Nominal current: 8 A, Rated voltage (III/2): 160 V, Number of positions: 10, Pitch: 3.5 mm, Connection method: Screw connection, Color: green, Contact surface: Tin




The figure shows a 10-position version of the product

Why buy this product

- ✓ Generously dimensioned wiring space
- ✓ Compact dimensions of the MCV 1,5 plug range
- ✓ Plug for vertical plug-in direction
- ✓ Individual position coding by removing the coding tab and connecting the coding profile to the header



Key commercial data

Packing unit	50 pc
GTIN	 4 017918 120894
Weight per Piece (excluding packing)	8.19 g
Custom tariff number	85366990
Country of origin	Germany

Technical data

Dimensions

Pitch	3.5 mm
Dimension a	31.5 mm

General

Range of articles	MCVW 1,5/..-STF
Insulating material group	I
Rated surge voltage (III/3)	2.5 kV
Rated surge voltage (III/2)	2.5 kV
Rated surge voltage (II/2)	2.5 kV
Rated voltage (III/3)	160 V
Rated voltage (III/2)	160 V

Printed-circuit board connector - MCVW 1,5/10-STF-3,5 - 1863084

Technical data

General

Rated voltage (II/2)	320 V
Connection in acc. with standard	EN-VDE
Nominal current I_N	8 A
Nominal cross section	1.5 mm ²
Maximum load current	8 A (with 1.5 mm ² conductor cross section)
Insulating material	PA
Inflammability class according to UL 94	V0
Internal cylindrical gage	A1
Stripping length	7 mm
Number of positions	10
Screw thread	M2
Tightening torque, min	0.22 Nm
Tightening torque max	0.25 Nm

Connection data

Conductor cross section solid min.	0.14 mm ²
Conductor cross section solid max.	1.5 mm ²
Conductor cross section stranded min.	0.14 mm ²
Conductor cross section stranded max.	1.5 mm ²
Conductor cross section stranded, with ferrule without plastic sleeve min.	0.25 mm ²
Conductor cross section stranded, with ferrule without plastic sleeve max.	1.5 mm ²
Conductor cross section stranded, with ferrule with plastic sleeve min.	0.25 mm ²
Conductor cross section stranded, with ferrule with plastic sleeve max.	0.5 mm ²
Conductor cross section AWG/kcmil min.	28
Conductor cross section AWG/kcmil max	16
2 conductors with same cross section, solid min.	0.08 mm ²
2 conductors with same cross section, solid max.	0.5 mm ²
2 conductors with same cross section, stranded min.	0.08 mm ²
2 conductors with same cross section, stranded max.	0.75 mm ²
2 conductors with same cross section, stranded, ferrules without plastic sleeve, min.	0.25 mm ²
2 conductors with same cross section, stranded, ferrules without plastic sleeve, max.	0.34 mm ²
2 conductors with same cross section, stranded, TWIN ferrules with plastic sleeve, min.	0.5 mm ²
2 conductors with same cross section, stranded, TWIN ferrules with plastic sleeve, max.	0.5 mm ²
Minimum AWG according to UL/CUL	30
Maximum AWG according to UL/CUL	14

Printed-circuit board connector - MCVW 1,5/10-STF-3,5 - 1863084

Classifications

eCl@ss

eCl@ss 4.0	272607xx
eCl@ss 4.1	27260701
eCl@ss 5.0	27260701
eCl@ss 5.1	27260701
eCl@ss 6.0	27260704
eCl@ss 7.0	27440402
eCl@ss 8.0	27440309

ETIM

ETIM 3.0	EC001121
ETIM 4.0	EC002638
ETIM 5.0	EC002638

UNSPSC

UNSPSC 6.01	30211810
UNSPSC 7.0901	39121409
UNSPSC 11	39121409
UNSPSC 12.01	39121409
UNSPSC 13.2	39121409

Approvals

Approvals


Approvals

UL Recognized / VDE Gutachten mit Fertigungsüberwachung / cUL Recognized / IECCE CB Scheme / CCA / EAC / cULus Recognized

Ex Approvals

Approvals submitted

Approval details

UL Recognized 		
	B	D
mm ² /AWG/kcmil	30-14	30-14
Nominal current I _N	8 A	8 A

Printed-circuit board connector - MCVW 1,5/10-STF-3,5 - 1863084

Approvals

	B	D
Nominal voltage UN	300 V	300 V

VDE Gutachten mit Fertigungsüberwachung

	B	D
mm ² /AWG/kcmil	0.2-1.5	
Nominal current IN	8 A	
Nominal voltage UN	160 V	

cUL Recognized

	B	D
mm ² /AWG/kcmil	30-14	30-14
Nominal current IN	8 A	8 A
Nominal voltage UN	300 V	300 V

IECEE CB Scheme

	B	D
mm ² /AWG/kcmil	0.2-1.5	
Nominal current IN	8 A	
Nominal voltage UN	160 V	

CCA

	B	D
mm ² /AWG/kcmil	0.2-1.5	
Nominal current IN	8 A	
Nominal voltage UN	160 V	

EAC

cULus Recognized

Accessories

Accessories

Labeled terminal marker

Printed-circuit board connector - MCVW 1,5/10-STF-3,5 - 1863084

Accessories

Marker card - SK 3,5/2,8:FORTL.ZAHLEN - 0804073



Marker card, Card, white, labeled, Horizontal: Consecutive numbers 1 - 10, 11 - 20, etc. up to 91 - 99, Mounting type: Adhesive, for terminal block width: 3.5 mm, Lettering field: 3.5 x 2.8 mm

Screwdriver tools

Screwdriver - SZS 0,4X2,5 VDE - 1205037



Screwdriver, slot-headed, VDE insulated, size: 0.4 x 2.5 x 80 mm, 2-component grip, with non-slip grip

Additional products

Base strip - MCV 1,5/10-GF-3,5 - 1843305



Header, Nominal current: 8 A, Rated voltage (III/2): 160 V, Number of positions: 10, Pitch: 3.5 mm, Color: green, Contact surface: Tin, Mounting: Soldering

Base strip - MC 1,5/10-GF-3,5 - 1843871



Header, Nominal current: 8 A, Rated voltage (III/2): 160 V, Number of positions: 10, Pitch: 3.5 mm, Color: green, Contact surface: Tin, Mounting: Soldering

Base strip - EMCV 1,5/10-GF-3,5 - 1911240



Header, Nominal current: 8 A, Rated voltage (III/2): 160 V, Number of positions: 10, Pitch: 3.5 mm, Color: green, Contact surface: Tin, Mounting: Press-in

Printed-circuit board connector - MCVW 1,5/10-STF-3,5 - 1863084

Accessories

Base strip - EMC 1,5/10-GF-3,5 - 1897322

Header, Nominal current: 8 A, Rated voltage (III/2): 160 V, Number of positions: 10, Pitch: 3.5 mm, Color: green,
Contact surface: Tin, Mounting: Press-in



Phoenix Contact 2015 © - all rights reserved
<http://www.phoenixcontact.com>