


## PCB terminal block - FK-MPT 0,5/ 6-ST-3,5 - 1913963

Please be informed that the data shown in this PDF Document is generated from our Online Catalog. Please find the complete data in the user's documentation. Our General Terms of Use for Downloads are valid (<http://phoenixcontact.com/download>)

Plug component, Nominal current: 4 A, Rated voltage (III/2): 250 V, Number of positions: 6, Pitch: 3.5 mm, Connection method: Spring-cage connection, Color: green, Contact surface: Tin, Pin strips available on request.




The figure shows a 10-position version of the product

### Why buy this product

- Available as a PCB terminal block or as a plug
- 3.5 mm pitch
- Miniature connection terminal for solid conductors
- More user friendly thanks to direct plug-in technology with release button
- Potentials can be easily looped through thanks to the double connection



### Key commercial data

Packing unit	50 pc
Minimum order quantity	50 pc
GTIN	 4 017918 176877
Weight per Piece (excluding packing)	1.97 g
Custom tariff number	85366990
Country of origin	Germany

### Technical data

#### Dimensions

Length	9.5 mm
Pitch	3.5 mm
Dimension a	17.5 mm

#### General

Range of articles	FK-MPT 0,5/...-ST
Insulating material group	IIIa
Rated surge voltage (III/3)	2.5 kV
Rated surge voltage (III/2)	2.5 kV

# PCB terminal block - FK-MPT 0,5/ 6-ST-3,5 - 1913963

## Technical data

### General

Rated surge voltage (II/2)	2.5 kV
Rated voltage (III/3)	160 V
Rated voltage (III/2)	250 V
Rated voltage (II/2)	250 V
Connection in acc. with standard	EN-VDE
Nominal current I <sub>N</sub>	4 A
Nominal cross section	0.5 mm <sup>2</sup>
Maximum load current	4 A (with 0.5 mm <sup>2</sup> conductor cross section)
Insulating material	PBT
Inflammability class according to UL 94	V0
Stripping length	6.5 mm
Number of positions	6

### Connection data

Conductor cross section solid min.	0.12 mm <sup>2</sup>
Conductor cross section solid max.	0.5 mm <sup>2</sup>
Conductor cross section AWG/kcmil min.	26
Conductor cross section AWG/kcmil max	20
Minimum AWG according to UL/CUL	28
Maximum AWG according to UL/CUL	20

## Classifications

### eCl@ss

eCl@ss 4.0	272607xx
eCl@ss 4.1	27141109
eCl@ss 5.0	27141190
eCl@ss 5.1	27141190
eCl@ss 6.0	27261101
eCl@ss 7.0	27440401
eCl@ss 8.0	27440309

### ETIM

ETIM 3.0	EC001121
ETIM 4.0	EC002638
ETIM 5.0	EC002638

### UNSPSC

UNSPSC 6.01	30211801
UNSPSC 7.0901	39121432
UNSPSC 11	34131203
UNSPSC 12.01	39121432

# PCB terminal block - FK-MPT 0,5/ 6-ST-3,5 - 1913963

## Classifications

### UNSPSC

UNSPSC 13.2	39121432
-------------	----------

## Approvals

### Approvals


### Approvals

UL Recognized / SEV / cUL Recognized / EAC / cULus Recognized


### Ex Approvals

### Approvals submitted

## Approval details

UL Recognized 		
	B	D
mm <sup>2</sup> /AWG/kcmil	28-20	28-20
Nominal current I <sub>N</sub>	4 A	4 A
Nominal voltage U <sub>N</sub>	300 V	300 V


SEV	
mm <sup>2</sup> /AWG/kcmil	0.5
Nominal current I <sub>N</sub>	4 A
Nominal voltage U <sub>N</sub>	160 V

cUL Recognized 		
	B	D
mm <sup>2</sup> /AWG/kcmil	28-20	28-20
Nominal current I <sub>N</sub>	4 A	4 A
Nominal voltage U <sub>N</sub>	300 V	300 V

EAC
-----

# PCB terminal block - FK-MPT 0,5/ 6-ST-3,5 - 1913963

## Approvals

cULus Recognized  US

## Accessories

### Accessories

#### Screwdriver tools

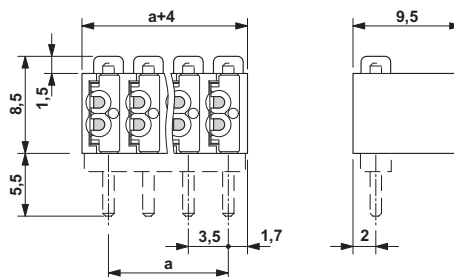
Screwdriver - SZF 0-0,4X2,5 - 1204504



Actuation tool, for ST terminal blocks, also suitable for use as a bladed screwdriver, size: 0.4 x 2.5 x 75 mm, 2-component grip, with non-slip grip

## Drawings

Dimensioned drawing



# PCB terminal block - FK-MPT 0,5/ 6-ST-3,5 - 1913963

Diagram

FK-MPT 0,5-ST-3,5 with PST 1,0

