



## HEADERS & RECEPTACLES



✓ Active

[↓](#) **PRODUCT DRAWING**  
English

[↓](#) **3D PDF**

TE CONNECTIVITY (TE)

### 17 MTE HDR SRRA LATCH W/HLDWN

[AMPMODU](#) | [AMPMODU MTE](#)

1-103673-6

TE Internal Number: 1-103673-6

Not EU RoHS or ELV Compliant

[Find Compliant Alternatives](#)

Centerline **2.54 mm [ .1 in ]**

Number of Positions **17**

PCB Mounting Orientation **Right Angle**

PCB Mounting Style **Through Hole**

Number of Rows **1**

#### Product Drawings

[HDR ASSY, RTANG, SINGLE ROW 2.54\[.100\] C/L 0.641\[.025\] SQ. POST, WITH PLZN & HOLD DOWNS, AMPMODU MTE](#)

PDF  
English

#### CAD Files

[3D PDF](#)

PDF  
English

[Customer View Model](#)

2D\_DXF.ZIP  
English

[Customer View Model](#)

3D\_IGS.ZIP  
English

[Customer View Model](#)

3D\_STP.ZIP  
English

#### Catalog Pages/Data Sheets

[AMPMODU\\_MTE\\_INTERCONNECT\\_SYSTEM\\_QRG\\_4-1773458-0](#)

PDF  
English

#### Product Specifications

Application Specification

[AMPMODU MTE Interconnection System](#)

PDF  
English

#### Instruction Sheets

Instruction Sheet (U.S.)

[AMPMODU MTE CONNECTORS](#)


PDF  
English

Product Type Features	PCB Mounting Orientation	Right Angle
	Product Type	Connector
	Connector Type	Header
	Strain Relief	Without
	Row-to-Row Spacing	2.54 mm [ .1 in ]
	Connector Style	Plug
	PCB Orientation Feature	No
	Applies To	Printed Circuit Board
Configuration Features	Number of Positions	17
	Number of Rows	1
	Backwall/Post Interruptions	Without
Electrical Characteristics	Dielectric Withstanding Voltage	600 V
	Insulation Resistance	5000 MΩ
	Termination Resistance	15 MΩ
Body Features	Header Type	Shrouded
Contact Features	Contact Mating Area Plating Material	Gold
	Contact Mating Area Plating Thickness (μin)	15
	Contact Termination Area Plating Thickness	2.54 μm [ 100 μin ]
	Contact Shape	Square
	Contact Termination Area Plating Material	Tin-Lead
	Tail Plating Material	Tin-Lead
	Tail Plating Thickness	2.54 μm [ 100 μin ]
	Contact Type	Pin
	Solder Tail Contact Plating Material	Tin-Lead
	Contact Current Rating (A)	3
	Contact Termination Area Plating Material Finish	Matte
	Contact Base Material	Brass
Termination Features	Termination Method to Wire/Cable	Crimp, Insulation Displacement Crimp (IDC)
Mechanical Attachment	PCB Mounting Style	Through Hole

	PCB Mount Alignment	Without
	Mating Retention	With
	PCB Mount Retention	With
	PCB Mount Retention Type	Hold-Down
	Contact Retention	With
	Mating Alignment Type	Latched
	Contact Retention Type	Locking Lance
	Mating Retention Type	Hold-Down
	Mating Alignment	With
Housing Features	Centerline	2.54 mm [ .1 in ]
	Housing Color	Black
	Housing Material	Thermoplastic
Dimensions	Tail Length	3.3 mm [ .13 in ]
	Mating Post Length	5.84 mm [ .23 in ]
	PCB Thickness (Recommended)	1.57 mm [ .062 in ]
	Height	13.59 mm [ .535 in ]
	Length	45.72 mm [ 1.8 in ]
Usage Conditions	Operating Temperature Range (°C)	-65 – 105
Operation/Application	For Use With	Receptacle Housing Assembly
	Pick and Place Cover	Without
Industry Standards	UL Flammability Rating	UL 94V-0
	Approved Standards	CSA LR7189, UL E28476
Packaging Features	Packaging Method	Tube, Tube/Box
	Packaging Quantity	11
Other	Comment	Use Keying Tool No. 91417-1 to remove post for keying.

CUSTOMERS ALSO BOUGHT

WIRE-TO-BOARD HEADERS & RECEPTACLES




05P MTA100 HDR ASY  
FL/STR 15AU  
641126-5

Save to List

Find Similar Products

EUOCARD CONNECTORS




V42254B1202R963=PC  
612 MESSERLE  
4-1393659-7

Save to List

Find Similar Products

WIRE-TO-BOARD HEADERS & RECEPTACLES




20 MTE HDR SRRA LATCH  
W/HLDWN  
1-103673-9

Save to List

Find Similar Products

WIRE-TO-BOARD CONNECTOR HOUSINGS



17 MTE RCPT HSG SR  
LATCH .100  
1-104257-6

Save to List

Find Similar Products

Products - 1 Results

View All

Compare 0/10

Relation Type

RELATIONSHIP  
**Mating Products**  
Used to identify Mating Parts

See All Mating Products

PRODUCT - MATING PRODUCTS



Connectors - FFC Connectors  
FFC | FFC

017 HOUSING FFC RCPT  
100CL SR - 1-487526-6

TE INTERNAL NUMBER: 1-487526-6

Active

Always EU RoHS/ELV Compliant

Connector Type **Housing**

Connector Style **Receptacle**

Centerline **2.54 mm**

Number of Positions **17**

Number of Rows **1**