




HEADERS & RECEPTACLES



TE CONNECTIVITY (TE)

15P MTA100 HDR ASSY SQ R/A F/L

[MTA](#) | [MTA-100](#)

1-640457-5

TE Internal Number: 1-640457-5

[Always EU RoHS/ELV Compliant](#)

Centerline **2.54 mm [.1 in]**

Number of Positions **15**

PCB Mounting Orientation **Right Angle**

PCB Mounting Style **Through Hole**

Number of Rows **1**

✓ Active

[↓ PRODUCT DRAWING](#)
English

[↓ 3D PDF](#)

Product Drawings

[MTA 100 HEADER ASSEMBLY, FRICTION LOCK, NOTCHED, .025 SQUARE RIGHT ANGLE POST, TIN PLATED](#)

PDF
English

CAD Files

[Customer View Model](#)

2D_DXF.ZIP
English

[Customer View Model](#)

3D_IGS.ZIP
English

[Customer View Model](#)

3D_STP.ZIP
English

[3D PDF](#)

PDF
English

Catalog Pages/Data Sheets

[MTA, CST-100 II, SL-156 And AMP Economy Power \(EP\) Connectors](#)

PDF
English

Please review product documents or [contact us](#) for the latest agency approval information. Please Note: Use the Product Drawing for all design activity.

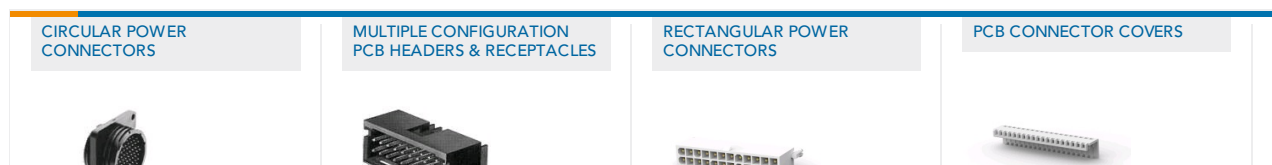
Product Type Features

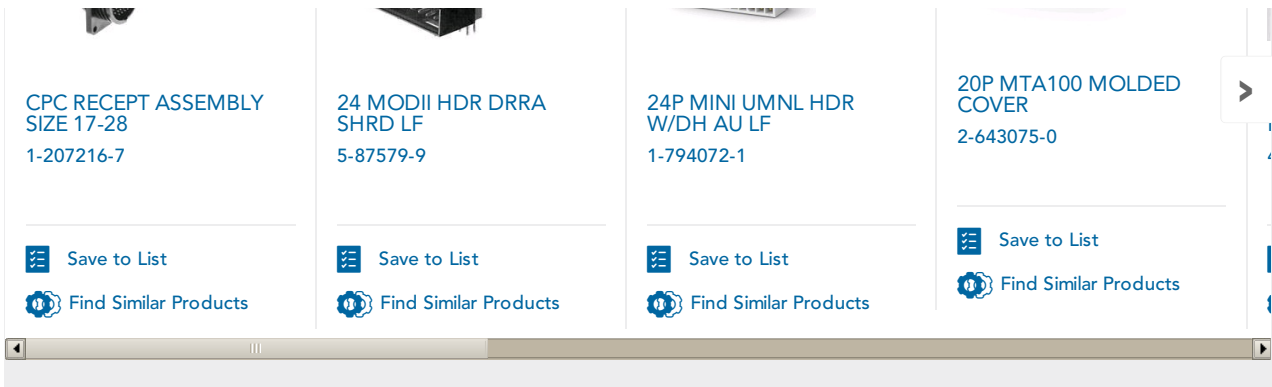
PCB Mounting Orientation	Right Angle
Product Type	Connector
Connector Type	Header
Connector System	Wire-to-Board
Strain Relief	Without

	Sealed	No
	Connector Style	Plug
	Applies To	Printed Circuit Board
<hr/>		
Configuration Features	Number of Positions	15
	Number of Rows	1
	Right Angle Bending Side	Front
	Backwall/Post Interruptions	Without
<hr/>		
Electrical Characteristics	Operating Voltage (VAC)	250
<hr/>		
Body Features	Header Type	Unshrouded
<hr/>		
Contact Features	Contact Mating Area Plating Material	Tin
	Contact Mating Area Plating Thickness	3.81 μm [150 μin]
	Underplate Material	Nickel
	Underplate Material Thickness	1.27 μm, 50 μin
	Contact Style	Right Angle
	Contact Shape	Square
	Tail Plating Material	Tin
	Contact Termination Area Plating Material	Tin
	Tail Plating Thickness	3.81 μm [150 μin]
	Contact Type	Pin
	Contact Current Rating (A)	5
	Contact Layout	Inline
	Contact Base Material	Copper Alloy
<hr/>		
Termination Features	Termination Method to PC Board	Through Hole - Solder
	Termination Method to Wire/Cable	Solder
<hr/>		
Mechanical Attachment	PCB Mounting Style	Through Hole
	PCB Mount Alignment	Without
	Mating Retention	With
	PCB Mount Retention	Without
	Contact Retention	Without
	Mating Retention Type	Friction Lock
	Panel Mount Retention	Without

	Panel Mount Receptacle	Without
	Mating Alignment	Without
<hr/>		
Housing Features	Centerline	2.54 mm [.1 in]
	Housing Color	Natural
	Housing Style	Friction Lock
	Housing Material	Polyester - GF
<hr/>		
Dimensions	Tail Length	3.56 mm [.14 in]
	Mating Post Length	7.49 mm [.295 in]
	PCB Thickness (Recommended)	1.6 mm [.063 in]
	Height	7.87 mm [.31 in]
	Length	38.1 mm [1.5 in]
<hr/>		
Usage Conditions	Operating Temperature Range	-55 – 105 °C [-67 – 221 °F]
<hr/>		
Operation/Application	For Use With	MTA .100 Connector Assembly
	Pick and Place Cover	Without
<hr/>		
Industry Standards	UL Flammability Rating	UL 94V-0
	UL File Number	E28476
	CSA Rating	Certified
	Agency/Standard	CSA, UL
	CSA File Number	LR7189
	UL Rating	Recognized
<hr/>		
Packaging Features	Packaging Method	Package
	Packaging Quantity	1
<hr/>		
Product Compliance	Statement of Compliance PDF	
	VIEW ALL PRODUCT COMPLIANCE	

CUSTOMERS ALSO BOUGHT





Products - 47 Results

[View All](#)

[Compare 0/10](#)

Relation Type ▼


RELATIONSHIP

Mating Products

Used to identify Mating Parts

[See All Mating Products](#)

PRODUCT - MATING PRODUCTS ✓



Connectors - W-T-B Headers & Receptacles
MTA | MTA-100

**15P MTA100 CONN
ASSY POL RIB**
- 4-643813-5

TE INTERNAL NUMBER: 4-643813-5

✓ Active

Always EU RoHS/ELV Compliant

Centerline **2.54 mm**

Number of Positions **15**

Number of Rows **1**

Contact Mating Area Plating
Material **Tin**

Contact Mating Area Plating
Material Finish **Matte**


RELATIONSHIP

Mating Products

Used to identify Mating Parts

[See All Mating Products](#)

PRODUCT - MATING PRODUCTS ✓



Connectors - W-T-B Headers & Receptacles
MTA | MTA-100

**15P MTA100 CONN
ASSY BLK LF - 4-644574-5**

TE INTERNAL NUMBER: 4-644574-5

✓ Active

Always EU RoHS/ELV Compliant

Centerline **2.54 mm**

Number of Positions **15**

Number of Rows **1**

Contact Mating Area Plating
Material **Tin**

Contact Mating Area Plating
Material Finish **Matte**

RELATIONSHIP

Mating Products

Used to identify Mating Parts

[See All Mating Products](#)



Connectors - W-T-B Headers & Receptacles
MTA | MTA-100

15P MTA100 CONN ASSY BLK LF - 4-644497-5

TE INTERNAL NUMBER: 4-644497-5

✓ Active

Always EU RoHS/ELV Compliant

Centerline **2.54 mm**

Number of Positions **15**

Number of Rows **1**

Contact Mating Area Plating
Material **Tin**

Contact Mating Area Plating
Material Finish **Matte**

