

Distributed by:

JAMECO[®]
ELECTRONICS

www.Jameco.com ♦ 1-800-831-4242

The content and copyrights of the attached
material are the property of its owner.

Jameco Part Number 795018



FEATURES AND SPECIFICATIONS

molex® Splash Proof Snap Plug and Receptacle Insulators

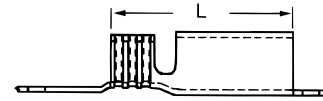
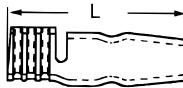
Features and Benefits

- Seals Snap Plug and Snap Plug Receptacle Terminals from moisture, condensation and contamination
- Provides insulation protection along with easy inspection of terminals
- Fits most 22AWG through 14AWG wire

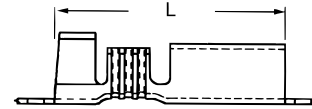
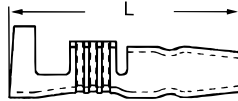
Insulator	Part No.
Male	19161-0333
Female	19161-0334



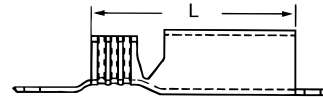
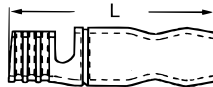
Open Barrel Strip Snap Plugs and Receptacles



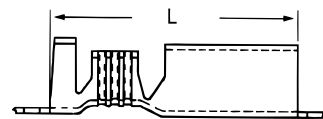
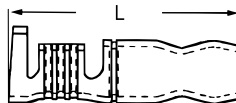
Wire Range	Diameter	Pcs/Reel	KRIMPTITE (No Strain Relief)										
			Male Plug				Female Receptacle						
			Order No.	Length	Plating	Applicator w/Tool-Kit*	Spare Tool Kit	Order No.	Length	Plating	Detent Dimple	Applicator w/Tool-Kit*	Spare Tool Kit
14-18 (2.00-0.80)	.156	7000	19724-4000	13.33 (.525)	None	19061-0005	19031-0005	19723-4000	13.72 (.540)	None	Yes	19061-0006	19031-0006
			19724-4002		Tin			19723-4001		None	No		
								19723-4002		Tin	Yes		
								19723-4003		Tin	No		



Wire Range	Diameter	Pcs/Reel	VIBRAKRIMP (Strain Relief)										
			Male Plug				Female Receptacle						
			Order No.	Length	Plating	Applicator w/Tool-Kit*	Spare Tool Kit	Order No.	Length	Plating	Detent Dimple	Applicator w/Tool-Kit*	Spare Tool Kit
14-18 (2.00-0.80)	.156	7000	19724-4100	18.03 (.710)	None	19061-0001	19031-0001	19723-4100	17.78 (.700)	None	Yes	19061-0002	19031-0002
			19724-4102		Tin			19723-4101		None	No		
								19723-4102		Tin	Yes		
								19723-4103		Tin	No		



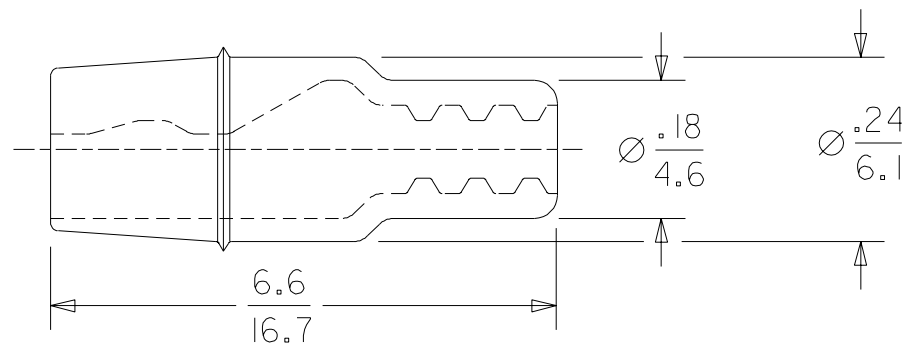
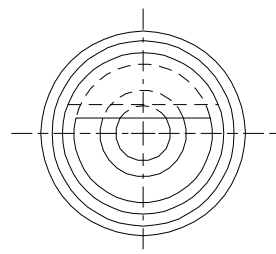
Wire Range	Diameter	Pcs/Reel	KRIMPTITE (No Strain Relief)										
			Male Plug				Female Receptacle						
			Order No.	Length	Plating	Applicator w/Tool-Kit*	Spare Tool Kit	Order No.	Length	Plating	Detent Dimple	Applicator w/Tool-Kit*	Spare Tool Kit
14-18 (2.00-0.80)	.180	6000	19724-4200	16.51 (.650)	None	19061-0007	19031-0007	19723-4200	16.51 (.650)	None	Yes	19061-0008	19031-0008
			19724-4202		Tin			19723-4201		None	No		
								19723-4202		Tin	Yes		
								19723-4203		Tin	No		



Wire Range	Diameter	Pcs/Reel	VIBRAKRIMP (Strain Relief)										
			Male Plug				Female Receptacle						
			Order No.	Length	Plating	Applicator w/Tool-Kit*	Spare Tool Kit	Order No.	Length	Plating	Detent Dimple	Applicator w/Tool-Kit*	Spare Tool Kit
14-18 (2.00-0.80)	.180	6000	19724-4400	18.80 (.740)	None	19061-0003	19031-0003	19723-4400	19.86 (.782)	None	Yes	19061-0004	19031-0004
			19724-4402		Tin			19723-4401		None	No		
								19723-4402		Tin	Yes		
								19723-4403		Tin	No		

* The applicator with tool kit, designated by product type, contains the rear feed Mini-Mac applicator and complete tool kit of perishable components including crimp dies and cutter sets. In order to crimp a second product type in the same applicator, a spare tool kit for that product type is required.

METERIAL NUMBER	ENGINEERING NUMBER
1916100333	SPP-1



SALES DRAWING

FORMATT CHG EC NO. ETC2004-0035 DRWN: BRE 03/08/08 CHK: HEB 03/08/08 APPR: RWD 03/08/08	DESCRIPTION MAJOR CRITICAL	QUALITY SYMBOLS MAJOR $\nabla=0$ CRITICAL $\nabla^c=0$		GENERAL TOLERANCES: (UNLESS SPECIFIED)	SCALE 4:1	DESIGN UNITS <input type="checkbox"/> mm <input checked="" type="checkbox"/> INCH	DIMENSIONS: <input type="checkbox"/> mm <input checked="" type="checkbox"/> INCH <input type="checkbox"/> mm ONLY	SHT REV		
		4 PLACES $\pm 0.$ $\pm.$	3 PLACES $\pm 0.$ $\pm.$	2 PLACES $\pm 0.$ $\pm .025$	1 PLACE ± 0.18 $\pm.$	DRAWN BY & DATE JH 00/05/19	TITLE: SPLASH PROOF INSULATOR MALE SNAP PLUG 22-14 AWG			
		ANGULAR: $\pm 1/2^\circ$				CHECKED BY & DATE RWD 00/05/19	MOLEX INCORPORATED			
		DRAFT WHERE APPLICABLE MUST REMAIN WITHIN DIMENSIONS				APPROVED BY & DATE RWD 00/05/19	CAD FILENAME 19161024.DGN	MATERIAL NO. SEE CHART	DRAWING NO. E-19161-024	SHEET NO. 1 OF 1