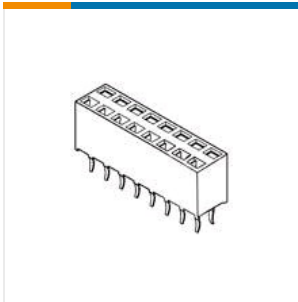




# BOARD-TO-BOARD HEADERS & RECEPTACLES



Active

PRODUCT DRAWING  
English

3D PDF

TE CONNECTIVITY (TE)

## 2X11P HV100 REC CON. TE, 7.0MM

AMPMODU | AMPMODU

1-215307-1

TE Internal Number: 1-215307-1

Always EU RoHS/ELV Compliant

Connector Style **Receptacle**

Centerline **2.54 mm [ .1 in ]**

Number of Positions **11**

Contact Mating Area Plating Material **Gold**

Contact Mating Area Plating Thickness (µin) **30**

### Product Drawings

[HV 100 VERTICAL CONNECTOR DUAL ROW, 7,0mm HEIGHT, TOP ENTRY, GOLD, MAX. 2X36 POSITIONS](#)

PDF  
English

### CAD Files

[3D PDF](#)

PDF  
3D

[Customer View Model](#)

2D\_DXF.ZIP  
English

[Customer View Model](#)

3D\_IGS.ZIP  
English

[Customer View Model](#)

3D\_STP.ZIP  
English

### Product Specifications

Product Specification

[Connector System HV-100](#)

TIF  
German

[Connector System HV-100](#)

PDF  
German

Please review product documents or [contact us](#) for the latest agency approval information. Please Note: Use the Product Drawing for all design activity.

Product Type Features

Connector Style

**Receptacle**

PCB Mounting Orientation

**Vertical**

Row-to-Row Spacing (mm)

**2.54**

Row-to-Row Spacing (mm)	<b>2.54</b>
Profile	<b>Standard</b>
Applies To	<b>Printed Circuit Board</b>
Product Type	<b>Connector</b>
Boss	<b>Without</b>
Series	<b>AMPMODU, HV-100</b>
Sealed	<b>No</b>
Connector Type	<b>Connector Assembly</b>

Configuration Features	Number of Positions	<b>11</b>
	Number of Rows	<b>2</b>
	Stackable	<b>Yes</b>

Contact Features	Contact Mating Area Plating Material	<b>Gold</b>
	Contact Mating Area Plating Thickness (µin)	<b>30</b>
	Contact Shape	<b>Square</b>
	Contact Current Rating (A)	<b>3</b>
	Contact Type	<b>Socket</b>
	Solder Tail Contact Plating Material	<b>Tin</b>
	Solder Tail Contact Plating Thickness	<b>2.5 µm [ 98.425 µin ]</b>
	Contact Base Material	<b>Phosphor Bronze</b>

Termination Features	Termination Method to PC Board	<b>Through Hole - Solder</b>
	Termination Post Length	<b>3.1 mm [ .122 in ]</b>

Mechanical Attachment	PCB Mount Retention	<b>With</b>
	PCB Mount Retention Type	<b>Retention Solder Tails</b>


Housing Features	Centerline	<b>2.54 mm [ .1 in ]</b>
	Housing Material	<b>Polyester - GF</b>
	Housing Color	<b>Green</b>
	Housing Entry Style	<b>Closed Bottom, Closed Entry, Top</b>

Dimensions	Tail Length	<b>3.1 mm [ .122 in ]</b>
	Height	<b>7 mm [ .276 in ]</b>
	PCB Thickness (Recommended) (mm)	<b>1.6</b>

Usage Conditions	Operating Temperature Range (°C)	<b>-55 – 105, -65 – 125</b>
Operation/Application	Pick and Place Cover	<b>Without</b>
	Assembly Process Feature	<b>Board Standoff</b>
	For Use With	<b>Header Assembly</b>
Industry Standards	UL Flammability Rating	<b>UL 94V-0</b>
	MIL-C-55032	<b>No</b>
Packaging Features	Packaging Quantity	<b>64</b>
Product Compliance	<a href="#">Statement of Compliance PDF</a> <a href="#">VIEW ALL PRODUCT COMPLIANCE</a>	

## CUSTOMERS ALSO BOUGHT

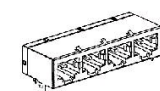
**WIRE-TO-BOARD HEADERS & RECEPTACLES**



**05 MTE HDR SRST LATCH  
.100CL  
103638-4**

[Save to List](#)  
[Find Similar Products](#)


**RJ45 CONNECTORS**



**MJ ASSY, 4P, 8 POS, CAT  
5, PCB GND  
5558503-1**

[Save to List](#)  
[Find Similar Products](#)


**RJ45 CONNECTORS**



**MJ, RJ45, SM, TGRAY,  
13" REEL  
5406721-2**

[Save to List](#)  
[Find Similar Products](#)

**MULTIPLE CONFIGURATION PCB HEADERS & RECEPTACLES**



**MOD 2 PINHDR 1X5 P.  
825433-5**

[Save to List](#)  
[Find Similar Products](#)