

Distributed by:

JAMECO[®]
ELECTRONICS

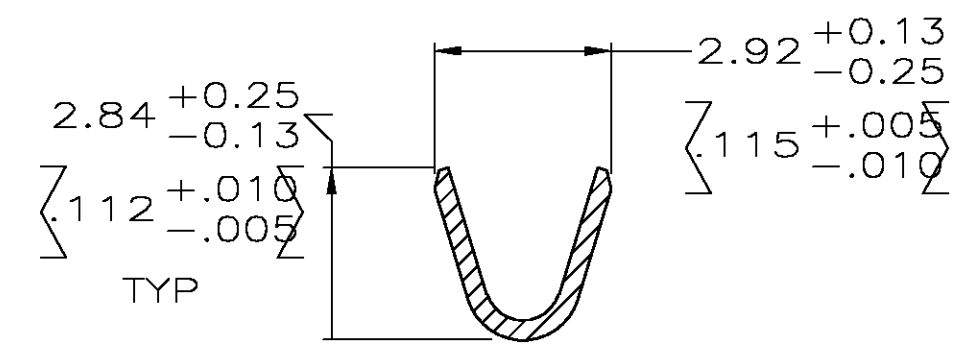
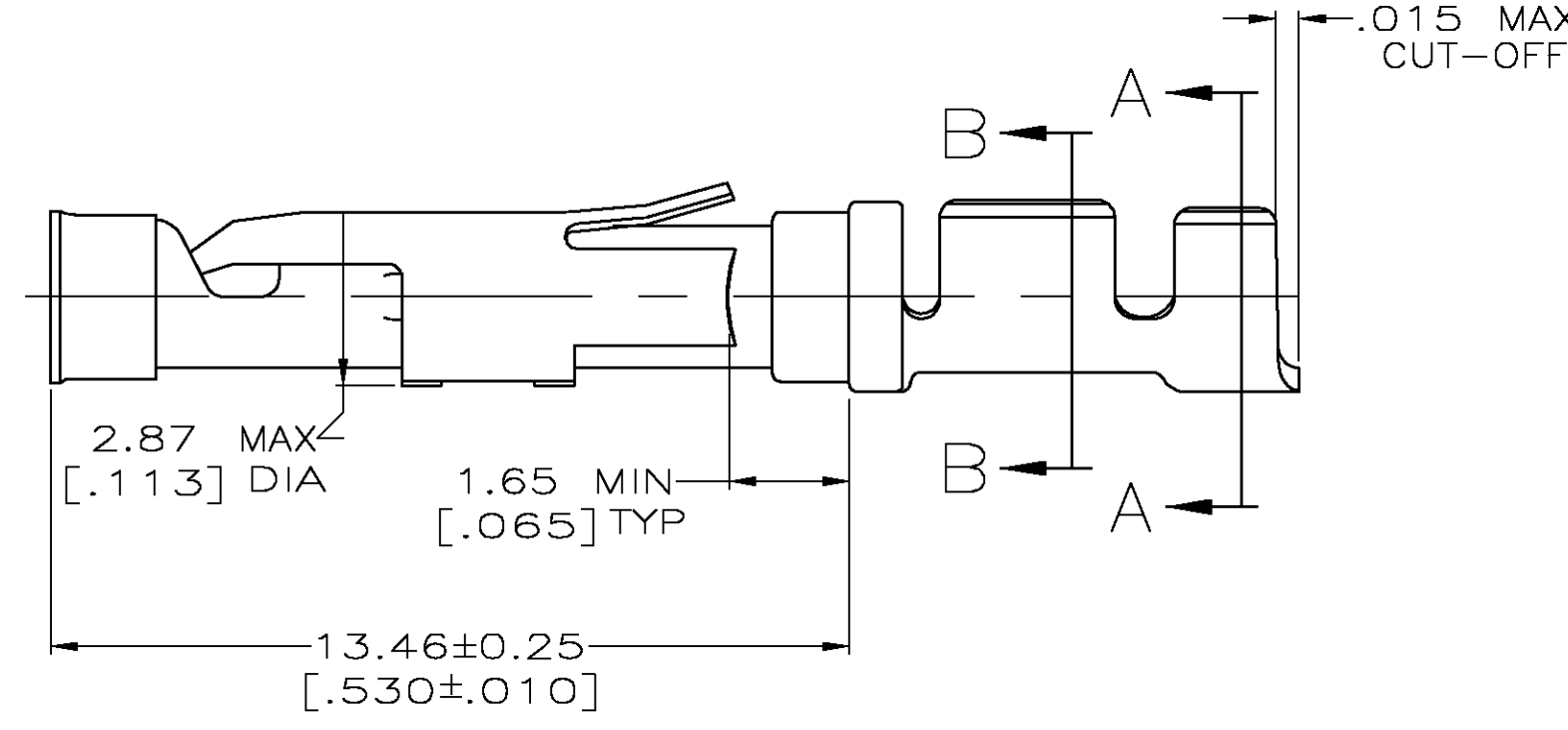
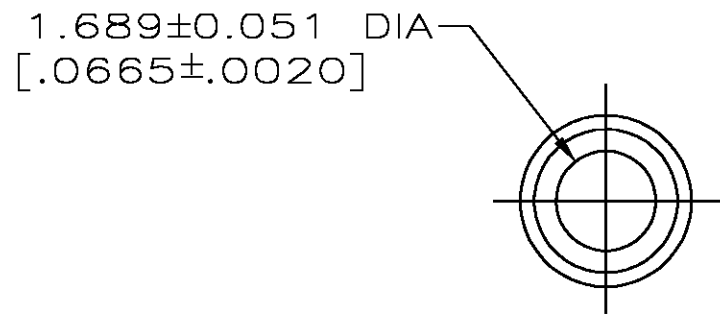
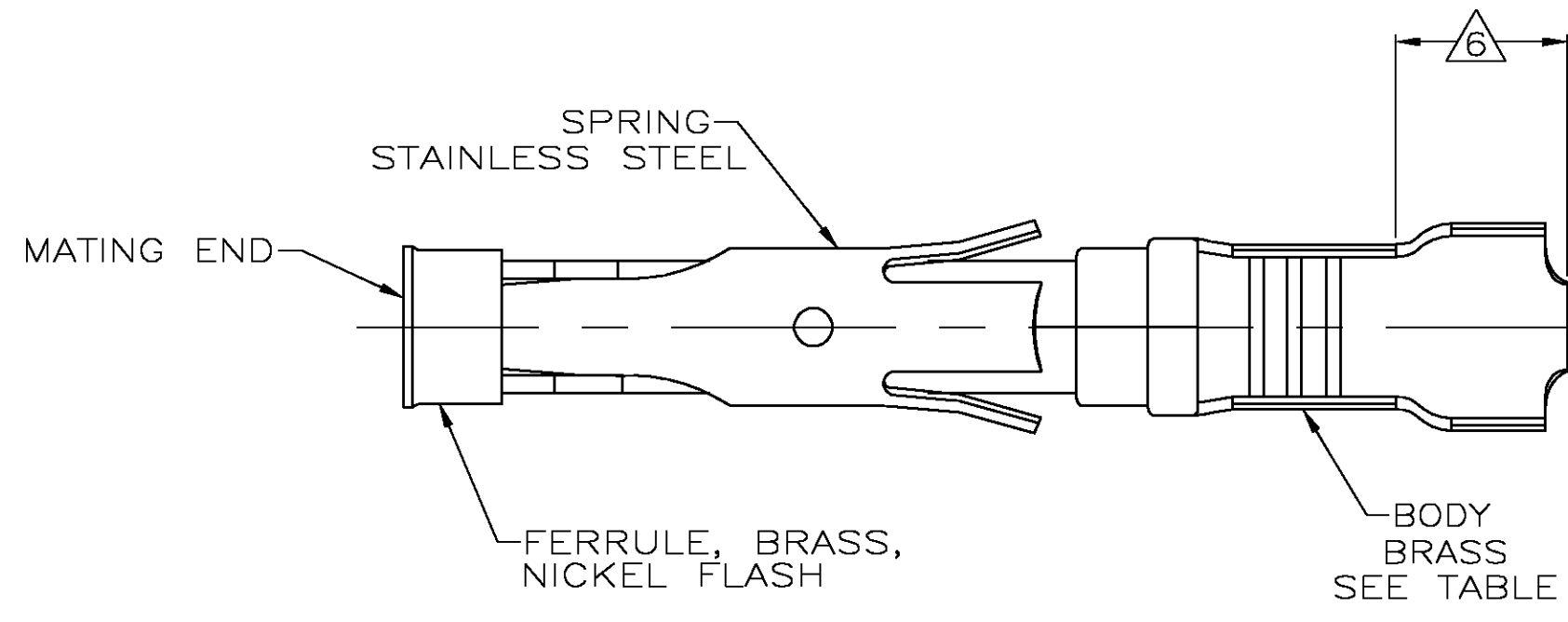
www.Jameco.com ♦ 1-800-831-4242

The content and copyrights of the attached
material are the property of its owner.

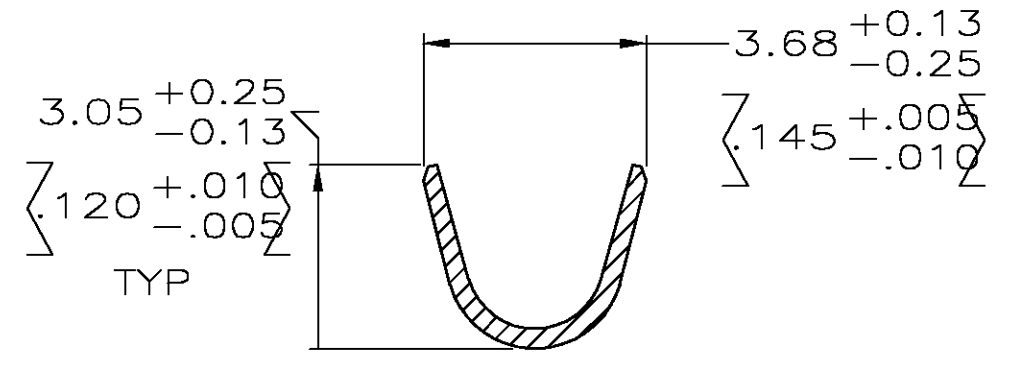
Jameco Part Number 891288

THIS DRAWING IS UNPUBLISHED. RELEASED FOR PUBLICATION
 © COPYRIGHT BY TYCO ELECTRONICS CORPORATION. ALL RIGHTS RESERVED.

LOC	DIST	REVISIONS			
P	LTR	DESCRIPTION	DATE	DWN	APVD
FT	47	D	OG3B-0344-03	29APR03	TK GS



SECTION B-B



SECTION A-A

- ① 0.76µm [.000030] MIN GOLD PER MIL-G-45204 ON MATING END FOR A LENGTH OF 5.08 [.200] MIN WITH GOLD FLASH ON THE REMAINDER OVER 0.76µm [.000030] MIN NICKEL PER QQ-N-290.
- ② 1.27µm [.000050] MIN TIN-LEAD PER MIL-T-10727 OVER 0.76µm [.000030] MIN NICKEL PER QQ-N-290.
- ③ 0.76µm [.000030] MIN GOLD PER MIL-G-45204 ON MATING END FOR A LENGTH OF 5.08 [.200] MIN WITH A UNIFORM GRADIENT TO 0.25µm [.000010] MIN GOLD PER MIL-G-45204 ON THE REMAINDER OVER 0.76µm [.000030] MIN NICKEL PER QQ-N-290.
- ④ 0.38µm [.000015] MIN GOLD PER MIL-G-45204 ON MATING END FOR A LENGTH OF 5.08 [.200] MIN WITH GOLD FLASH ON THE REMAINDER OVER 0.76µm [.000030] MIN NICKEL PER QQ-N-290.
- ⑤ 0.38µm [.000015] MIN GOLD PER MIL-G-45204 ON MATING END FOR A LENGTH OF 5.08 [.200] MIN, 1.27µm [.000050] MIN TIN-LEAD PER MIL-T-10727 FOR A LENGTH OF 5.69 [.224] MIN ON OPPOSITE END, BOTH OVER 1.27µm [.000050] MIN NICKEL PER QQ-N-290 ON ENTIRE CONTACT.
- ⑥ GOLD PLATING NOT REQUIRED IN THIS AREA.
- 7. WIRE RANGE 18-16 AWG.
INSULATION RANGE 2.03[.080]-2.54[.100].
- ⑧ 1.27µm [.000050] MIN TIN PER MIL-T-10727 OVER 0.76µm [.000030] MIN NICKEL PER QQ-N-290.

SMALL PACK	⑧	1-66100-9	2-66101-0
STANDARD	⑧	1-66100-9	1-66101-9
SMALL PACK	①	66100-4	1-66101-8
SMALL PACK	④	66100-3	1-66101-7
SMALL PACK	②	66100-2	1-66101-6
SMALL PACK	③	66100-1	1-66101-5
OBSELETE STANDARD	⑤	1-66100-7	1-66101-4
STANDARD	①	66100-4	66101-4
STANDARD	④	66100-3	66101-3
STANDARD	②	66100-2	66101-2
STANDARD	③	66100-1	66101-1
PACKAGING TYPE	BODY	STRIP P/N	

THIS DRAWING IS A CONTROLLED DOCUMENT.		DWN	05/28/92	Tyco Electronics Corporation	
DIMENSIONS: INCHES		CHK	6-11-92	City, State, Zip	
TOLERANCES UNLESS OTHERWISE SPECIFIED:		APVD	7-7-92	NAME	
0 PLC ± -		G.STEINHAUER		SOCKET ASSEMBLY, LOOSE PIECE, TYPE III+	
1 PLC ± -		PRODUCT SPEC		-	
2 PLC ± 0.13 [.005]		APPLICATION SPEC		-	
3 PLC ± -		WEIGHT		SIZE	CAGE CODE
4 PLC ± -		-		A2	00779
ANGLES ± -		FINISH		DRAWING NO	RESTRICTED TO
SEE CALLOUTS		SEE CALLOUTS		C=66101	-
MATERIAL		CUSTOMER DRAWING		SCALE	SHEET
SEE CALLOUTS		-		8:1	1 OF 1
				REV	D