



MULTIPLE CONFIGURATION PCB HEADERS & RECEPTACLES



Active

PRODUCT DRAWING
English

3D PDF

TE CONNECTIVITY (TE) 20 SYSTEM 50 HDR DRST SHRD

AMPMODU | AMPMODU System 50

104068-1
TE Internal Number: 104068-1

5 of 6 EU RoHS/ELV Compliant
[Find Compliant Alternatives](#)

Applies To **Printed Circuit Board**

Connector Style **Plug**

Centerline **1.27 mm [.05 in]**

Number of Positions **20**

Header Type **Shrouded**

Product Drawings

[HEADER ASSEMBLY, VERTICAL SHROUDED, DOUBLE ROW W/SIDE & END LATCHES, AMPMODU System 50](#)

PDF
English

CAD Files

[3D PDF](#)
PDF
3D

[Customer View Model](#)
2D_DXF.ZIP
English

[Customer View Model](#)
3D_IGS.ZIP
English

[Customer View Model](#)
3D_STP.ZIP
English

Product Specifications

Application Specification

[AMPMODU System 50 Thru-Hole Connectors](#)
PDF
English

Product Environmental Compliance

TE Material Declaration

[MD_104068-1_07242015544_dmtec](#)
PDF
English





Please review product documents or [contact us](#) for the latest agency approval information. Please Note: Use the Product Drawing for all design activity.

Product Type Features	Applies To	Printed Circuit Board
	Connector Style	Plug
	PCB Mounting Orientation	Vertical
	Connector Type	Header
	Row-to-Row Spacing	2.54 mm [.1 in]
	Stabilizers	Without
	Strain Relief	Without
	Board Standoff	With
	Profile	Standard
	Product Type	Connector
Gasket	Without	
<hr/>		
Configuration Features	Number of Positions	20
	Number of Rows	2
	Keyed	No
	Selectively Loaded	No
<hr/>		
Electrical Characteristics	Voltage (VAC)	30
	Dielectric Withstanding Voltage	500 V
<hr/>		
Body Features	Header Type	Shrouded
	Post Size	.381 mm [.015 in]
<hr/>		
Contact Features	Contact Protection	With
	Contact Shape	Round
	Contact Type	Pin
	Contact Base Material	Copper Alloy
	Contact Mating Area Plating Thickness (µin)	30
	Solder Tail Contact Plating Material	Tin-Lead
	Contact Mating Area Plating Material	Gold
	Contact Protection Type	Shrouded
	Contact Current Rating (A)	1
<hr/>		
Termination Features	Termination Post Length	2.54 mm [.1 in]
	Termination End Plating Thickness (µin)	150 – 250
	Termination End Plating Material	Matte Tin-Lead
	Termination Method to PC Board	Through Hole

Mechanical Attachment	PCB Mounting Style	Through Hole
	PCB Mount Retention	Without
	Mating Connector Lock Type	Detent Latching
	Panel Mount Retention	Without
	Mating Alignment	With
	Mating Connector Lock	With
	Mating Alignment Type	Polarization
Housing Features	Centerline	1.27 mm [.05 in]
	Housing Color	Black
	Housing Material	Thermoplastic
	Housing Style	2-Sided
Dimensions	PCB Thickness (Recommended)	1.397 mm [.055 in]
	Mating Post Length	2.54 mm [.1 in]
Usage Conditions	Operating Temperature Range (°C)	-65 – 105
Industry Standards	UL Flammability Rating	UL 94V-0
	Approved Standards	CSA LR7189, UL E28476
Packaging Features	Packaging Quantity	27
	Packaging Method	Tube, Tube/Box
Other	Comment	**Position identification feature omitted on 10 and 12-position headers.

Product Compliance [Statement of Compliance PDF](#)
[VIEW ALL PRODUCT COMPLIANCE](#)

CUSTOMERS ALSO BOUGHT

<p>MULTIPLE CONFIGURATION PCB HEADERS & RECEPTACLES</p> 	<p>PCB TERMINALS</p> 	<p>MULTIPLE CONFIGURATION PCB HEADERS & RECEPTACLES</p> 	<p>WIRE-TO-BOARD HEADERS & RECEPTACLES</p> 
-------------------------------------------------------------------------------------------------------------------------------------------------	----------------------------------------------------------------------------------------------------------	-------------------------------------------------------------------------------------------------------------------------------------------------	--------------------------------------------------------------------------------------------------------------------------------------

02 MODII HDR DRST B/A .100CL 103186-1	110 FAST PCB TAB 020TPCUBR 61968-1	20 SYS50 SURFMNT HDR DRST SHRD 104549-2	03P MTA100 HDR ASY FL/STR LF 3-641126-3
Save to List Find Similar Products	Save to List Find Similar Products	Save to List Find Similar Products	Save to List Find Similar Products

Products - 9 Results

[View All](#)

[Compare 0/10](#)

Relation Type ▼

RELATIONSHIP

Mating Products

Used to identify Mating Parts

[See All Mating Products](#)

PRODUCT - MATING PRODUCTS



Connectors - Board-to-Board Headers & Receptacles

AMPMODU I AMPMODU System 50
**20 SYSTEM 50 RCPT
ASSY DRST SN**
- 5-104078-1

TE INTERNAL NUMBER: 5-104078-1

Active

Always EU RoHS/ELV Compliant

Connector Style **Receptacle**

Centerline **1.27 mm**

Number of Positions **20**

Packaging Method **Tube,
Tube/Box**

Contact Mating Area Plating
Material **Gold**



RELATIONSHIP

Mating Products

Used to identify Mating Parts

[See All Mating Products](#)

PRODUCT - MATING PRODUCTS



Connectors - Board-to-Board Headers & Receptacles

AMPMODU I AMPMODU System 50
**20 SYS50 SURFMNT
DRST RCPT SN**
- 5-104550-2

TE INTERNAL NUMBER: 5-104550-2

Active

Always EU RoHS/ELV Compliant

Connector Style **Receptacle**

Centerline **1.27 mm**

Number of Positions **20**

Packaging Method **Tube,
Tube/Box**

Contact Mating Area Plating
Material **Gold**



RELATIONSHIP

Mating Products

Used to identify Mating Parts

[See All Mating Products](#)

PRODUCT - MATING PRODUCTS



Connectors - Board-to-Board Headers &

Always EU RoHS/ELV Compliant





Connectors Board to Board Headers & Receptacles

AMPMODU | AMPMODU System 50

20 SYS50 SMT RCP DR SHD SN - 5-147378-2

TE INTERNAL NUMBER: 5-147378-2

✓ Active

RoHS Compliant

Connector Style **Receptacle**

Centerline **1.27 mm**

Number of Positions **20**

Packaging Method **Tape & Reel**

Contact Mating Area Plating

Material **Gold**