

Printed-circuit board connector - FKCT 2,5/ 2-ST GY7035 - 1751642

Please be informed that the data shown in this PDF Document is generated from our Online Catalog. Please find the complete data in the user's documentation. Our General Terms of Use for Downloads are valid (<http://phoenixcontact.com/download>)




Plug component, Nominal current: 12 A, Number of positions: 2, Pitch: 5 mm, Connection method: Push-in spring connection, Color: light gray, Contact surface: Tin

The illustration shows the 4-pos. version



Key Commercial Data

Packing unit	1 STK
GTIN	 4 046356 317634
GTIN	4046356317634
Weight per Piece (excluding packing)	4.000 g
Custom tariff number	85366990
Country of origin	Germany

Technical data

Dimensions

Pitch	5 mm
Dimension a	5.00 mm

General

Range of articles	FKCT 2,5/..-ST
Type of contact	Female connector
Number of positions	2
Connection method	Push-in spring connection
Rated voltage (III/3)	250 V
Connection in acc. with standard	EN-VDE

Printed-circuit board connector - FKCT 2,5/ 2-ST GY7035 - 1751642

Technical data

General

Nominal current I_N	12 A
Nominal cross section	2.5 mm ²

Connection data

Conductor cross section solid min.	0.2 mm ²
Conductor cross section solid max.	2.5 mm ²
Conductor cross section flexible min.	0.2 mm ²
Conductor cross section flexible max.	2.5 mm ²
Conductor cross section flexible, with ferrule without plastic sleeve min.	0.25 mm ²
Conductor cross section flexible, with ferrule without plastic sleeve max.	2.5 mm ²
Conductor cross section flexible, with ferrule with plastic sleeve min.	0.25 mm ²
Conductor cross section flexible, with ferrule with plastic sleeve max.	2.5 mm ²
Conductor cross section AWG min.	24
Conductor cross section AWG max.	12
2 conductors with same cross section, stranded, TWIN ferrules with plastic sleeve, min.	0.5 mm ²
2 conductors with same cross section, stranded, TWIN ferrules with plastic sleeve, max.	1.5 mm ²
Minimum AWG according to UL/CUL	26
Maximum AWG according to UL/CUL	12

Standards and Regulations

Connection in acc. with standard	EN-VDE
	CSA

Environmental Product Compliance

China RoHS	Environmentally friendly use period: unlimited = EFUP-e
	No hazardous substances above threshold values

Approvals

Approvals

Approvals

CSA / VDE Gutachten mit Fertigungsüberwachung / IECCE CB Scheme / cULus Recognized / EAC


Ex Approvals


Printed-circuit board connector - FKCT 2,5/ 2-ST GY7035 - 1751642


Approvals


Approval details

CSA		http://www.csagroup.org/services/testing-and-certification/certified-product-listing/	13631
	B	D	
mm ² /AWG/kcmil	24-12	24-12	
Nominal current I _N	12 A	10 A	
Nominal voltage U _N	300 V	300 V	

VDE Gutachten mit Fertigungsüberwachung		http://www.vde.com/en/Institute/OnlineService/VDE-approved-products/Pages/Online-Search.aspx	40004701
mm ² /AWG/kcmil	0.2-2.5		
Nominal current I _N	12 A		
Nominal voltage U _N	250 V		

IECEE CB Scheme		http://www.iecee.org/	DE1-56062-B1B2
mm ² /AWG/kcmil	0.2-2.5		
Nominal current I _N	12 A		
Nominal voltage U _N	250 V		

cULus Recognized		http://database.ul.com/cgi-bin/XYV/template/LISEXT/1FRAME/index.htm	E60425-19931011
	B	D	
mm ² /AWG/kcmil	26-12	26-12	
Nominal current I _N	10 A	10 A	
Nominal voltage U _N	300 V	300 V	

EAC			B.01742
-----	---	--	---------

