



## HEADERS & RECEPTACLES



TE CONNECTIVITY (TE)

### 02 MTE HDR SRST LATCH .100CL

[AMPMODU](#) | [AMPMODU MTE](#)

103735-1

TE Internal Number: 103735-1

Not EU RoHS or ELV Compliant

[Find Compliant Alternatives](#)

Centerline **2.54 mm [ .1 in ]**

Number of Positions **2**

PCB Mounting Orientation **Vertical**

PCB Mounting Style **Through Hole**

Number of Rows **1**

✓ Active

[↓ PRODUCT DRAWING](#)  
English

[↓ 3D PDF](#)

#### Product Drawings

[HDR ASSY, VERT, SINGLE ROW 2.54\[.100\] C, 0.64\[.025\] SQ POST, WITH PLZN & LATCHING, AMPMODU MTE](#)

PDF  
English

#### CAD Files

[Customer View Model](#)

2D\_DXF.ZIP  
English

[3D PDF](#)

PDF  
3D

[Customer View Model](#)

3D\_IGS.ZIP  
English

[Customer View Model](#)

3D\_STP.ZIP  
English

#### Catalog Pages/Data Sheets

[AMPMODU\\_MTE\\_INTERCONNECT\\_SYSTEM\\_QRG\\_4-1773458-0](#)

PDF  
English

#### Product Specifications

Application Specification

[AMPMODU MTE Interconnection System](#)

PDF  
English

#### Product Environmental Compliance

TE Material Declaration

[MD\\_103735-1\\_05152014036\\_dmtec](#)

PDF  
English

#### Instruction Sheets

Instruction Sheet (U.S.)

[AMPMODU MTE CONNECTORS](#)

PDF  
English

Please review product documents or [contact us](#) for the latest agency approval information. Please Note: Use the Product Drawing for all design activity.

---

Product Type Features	PCB Mounting Orientation	<b>Vertical</b>
	Product Type	<b>Connector</b>
	Row-to-Row Spacing	<b>2.54 mm [ .1 in ]</b>
	Connector Type	<b>Header</b>
	Strain Relief	<b>Without</b>
	Connector Style	<b>Plug</b>
	PCB Orientation Feature	<b>No</b>
	Applies To	<b>Printed Circuit Board</b>

---

Configuration Features	Number of Positions	<b>2</b>
	Number of Rows	<b>1</b>
	Backwall/Post Interruptions	<b>Without</b>

---

Electrical Characteristics	Dielectric Withstanding Voltage	<b>600 V</b>
	Termination Resistance	<b>15 M<math>\Omega</math></b>
	Insulation Resistance	<b>5000 M<math>\Omega</math></b>

---

Body Features	Header Type	<b>Shrouded</b>
---------------	-------------	-----------------

---

Contact Features	Contact Mating Area Plating Material	<b>Gold</b>
	Contact Mating Area Plating Thickness ( $\mu$ in)	<b>30</b>
	Contact Type	<b>Pin</b>
	Solder Tail Contact Plating Material	<b>Tin-Lead</b>
	Contact Termination Area Plating Thickness	<b>2.54 <math>\mu</math>m [ 100 <math>\mu</math>in ]</b>
	Tail Plating Thickness	<b>2.54 <math>\mu</math>m [ 100 <math>\mu</math>in ]</b>
	Contact Current Rating (A)	<b>3</b>
	Contact Shape	<b>Square</b>
	Tail Plating Material	<b>Tin-Lead</b>
	Contact Termination Area Plating Material	<b>Tin-Lead</b>
	Contact Termination Area Plating Material Finish	<b>Matte</b>
	Contact Base Material	<b>Brass</b>

---





Termination Features	Termination Method to Wire/Cable	<b>Crimp, Insulation Displacement Crimp (IDC)</b>
Mechanical Attachment	PCB Mounting Style	<b>Through Hole</b>
	PCB Mount Alignment	<b>Without</b>
	Mating Retention	<b>With</b>
	PCB Mount Retention	<b>Without</b>
	Contact Retention	<b>With</b>
	Mating Alignment Type	<b>Latched</b>
	Contact Retention Type	<b>Locking Lance</b>
	Mating Alignment	<b>With</b>
	Mating Retention Type	<b>Polarized Lock</b>
Housing Features	Centerline	<b>2.54 mm [ .1 in ]</b>
	Housing Color	<b>Black</b>
	Housing Material	<b>Thermoplastic</b>
Dimensions	Tail Length	<b>3.3 mm [ .13 in ]</b>
	Mating Post Length	<b>5.84 mm [ .23 in ]</b>
	Length	<b>7.62 mm [ .3 in ]</b>
	Height	<b>13.59 mm [ .535 in ]</b>
Usage Conditions	Operating Temperature Range (°C)	<b>-65 – 105</b>
Operation/Application	For Use With	<b>Receptacle Housing Assembly</b>
	Pick and Place Cover	<b>Without</b>
Industry Standards	UL Flammability Rating	<b>UL 94V-0</b>
	Approved Standards	<b>CSA LR7189, UL E28476</b>
Packaging Features	Packaging Method	<b>Tube, Tube/Box</b>
	Packaging Quantity	<b>72</b>
Other	Comment	<b>Use Keying Tool No. 91417-1 to remove post for keying.</b>

Product Compliance

[Statement of Compliance](#)  
PDF

[VIEW ALL PRODUCT COMPLIANCE](#)

## CUSTOMERS ALSO BOUGHT

RECTANGULAR CONNECTOR SEALS	SMA CONNECTORS	SURFACE MOUNT RESISTORS	WIRE-TO-BOARD HEADERS & RECEPTACLES
 <p><b>12P UMNL WIRE SEAL</b> 794280-1</p> <p><a href="#">Save to List</a> <a href="#">Find Similar Products</a></p>	 <p><b>QMA 4 HOLE FLANGE MT JACK - ST</b> 1408341-1</p> <p><a href="#">Save to List</a> <a href="#">Find Similar Products</a></p>	 <p><b>RLP73K 3A R62 1% 1K RL</b> RLP73K3AR62FTDF</p> <p><a href="#">Save to List</a> <a href="#">Find Similar Products</a></p>	 <p><b>06 MTE HDR SRST LATCH</b> .100CL 103735-5</p> <p><a href="#">Save to List</a> <a href="#">Find Similar Products</a></p>

Products - 1 Results

[View All](#)

[Compare 0/10](#)

Relation Type ▼

RELATIONSHIP

### Mating Products

Used to identify Mating Parts

[See All Mating Products](#)

PRODUCT - MATING PRODUCTS		<input checked="" type="checkbox"/>
	<p>Connectors - FFC Connectors FFC   FFC</p> <p><b>002 HOUSING FFC RCPT</b> <b>100CL SR - 487526-1</b> TE INTERNAL NUMBER: 487526-1</p> <p>✓ Active</p>	<p>Always EU RoHS/ELV Compliant</p> <p>Connector Type <b>Housing</b></p> <p>Connector Style <b>Receptacle</b></p> <p>Centerline <b>2.54 mm</b></p> <p>Number of Positions <b>2</b></p> <p>Number of Rows <b>1</b></p>