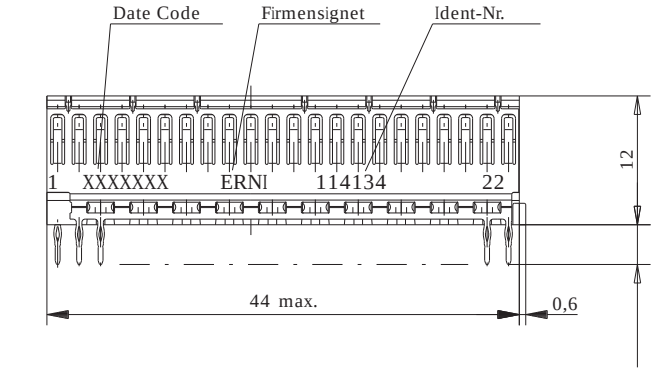

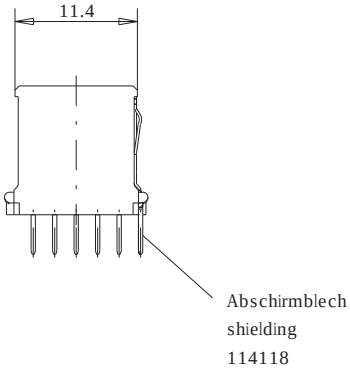

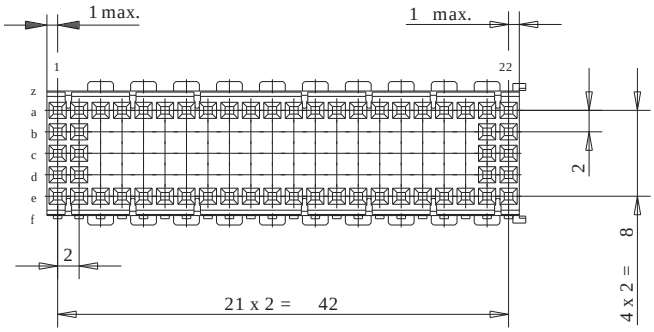

Bestückungsplan - contact layout

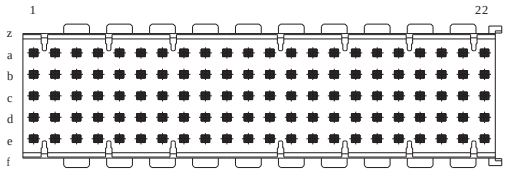

■ = bestückt - assemble

Lochbild für Leiterplatte
(Bestückungsseite)

Board hole pattern
(Component mounting side)

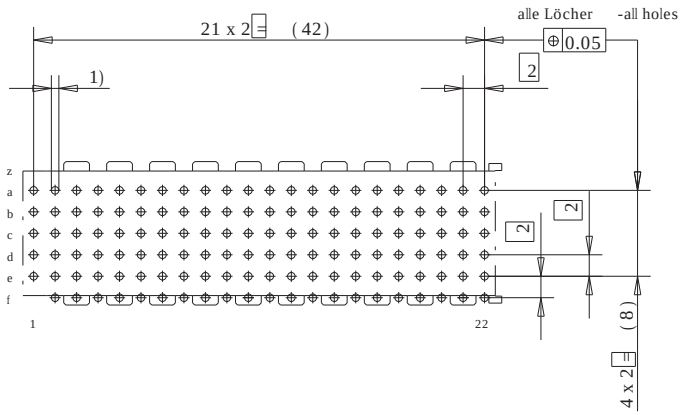

1) ø 0,6 ±0,05 Durchmesser des metallisierten Loches
ø 0,6 ±0,05 Diameter of finished plated-through hole

ø 0,7 ±0,02 Bohrungsdurchmesser des Loches
ø 0,7 ±0,02 Diameter of drilled hole

Fehlende Masse und Angaben nach IEC 61076-4-101
Missing information and dimensions per IEC 61076-4-101

Schichtaufbau im metallisierten Loch
siehe Zeichnung 114406

Metal plating of plated-through hole
see drawing 114406

Information: Abschirmbleche Reihe f montiert shielding row f mounted	Tolerances All Dimensions in mm	Scale 2:1	
All rights reserved. Only for information. To insure that this is the latest version of this drawing, please contact one of the ERNI companies before using.	Subject to modification without prior notice. Drawing will not be updated.	Designation ERmet-FS Federleiste B22 ERmet-Female Straight Type B22	
	ERNI www.ERNI.com	114134	I
c 03.02.2004 Index Date	H:00038139.SZN	ERMB2 2	

Consider protection memo from DIN 34