

Base strip - IMCV 1,5/ 7-G-3,5 RN P20 THR - 1830919

Please be informed that the data shown in this PDF Document is generated from our Online Catalog. Please find the complete data in the user's documentation. Our General Terms of Use for Downloads are valid (<http://phoenixcontact.com/download>)


Header, Nominal current: 8 A, Rated voltage (III/2): 160 V, Number of positions: 7, Pitch: 3.5 mm, Contact surface: Tin, Mounting: SMD/THT/THR



The figure shows a 10-position version of the product



Key Commercial Data

Packing unit	50 pc
GTIN	 4 046356 888523
Weight per Piece (excluding packing)	2.58 g
Custom tariff number	85366990
Country of origin	Germany
Note	Made to Order (non-returnable)

Technical data

Dimensions

Pitch	3.50 mm
Dimension a	21 mm
Width	25.3 mm
Length of the solder pin	2 mm
Pin dimensions	1,12 mm
Pin spacing	3.81 mm
Hole diameter	1.2 mm

General

Range of articles	IMCV 1,5/..-G-RN-THR
Insulating material group	IIIa
Rated surge voltage (III/3)	2.5 kV
Rated surge voltage (III/2)	2.5 kV
Rated surge voltage (II/2)	2.5 kV
Rated voltage (III/3)	160 V

Base strip - IMCV 1,5/ 7-G-3,5 RN P20 THR - 1830919

Technical data

General

Rated voltage (III/2)	160 V
Rated voltage (II/2)	320 V
Connection in acc. with standard	EN-VDE
Nominal current I _N	8 A
Maximum load current	8 A
Insulating material	LCP
Flammability rating according to UL 94	V0
Number of positions	7

Classifications

eCl@ss

eCl@ss 4.0	272607xx
eCl@ss 4.1	27260701
eCl@ss 5.0	27260701
eCl@ss 5.1	27260701
eCl@ss 6.0	27260704
eCl@ss 7.0	27440402
eCl@ss 8.0	27440402

ETIM

ETIM 4.0	EC002637
ETIM 5.0	EC002637

UNSPSC

UNSPSC 6.01	30211810
UNSPSC 7.0901	39121409
UNSPSC 11	39121409
UNSPSC 12.01	39121409
UNSPSC 13.2	39121409

Approvals

Approvals

Approvals

cULus Recognized / VDE Gutachten mit Fertigungsüberwachung / IECEx CB Scheme

Ex Approvals

Base strip - IMCV 1,5/ 7-G-3,5 RN P20 THR - 1830919

Approvals

Approvals submitted

Approval details

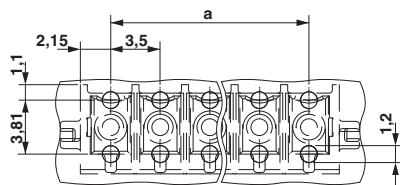
cULus Recognized		
	B	D
Nominal current I_N	8 A	8 A
Nominal voltage U_N	300 V	300 V

VDE Gutachten mit Fertigungsüberwachung	
Nominal current I_N	8 A
Nominal voltage U_N	160 V

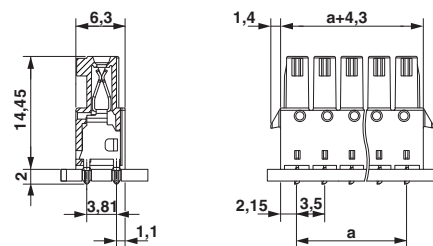
IECEE CB Scheme	
Nominal current I_N	8 A
Nominal voltage U_N	160 V

Drawings

Drilling diagram

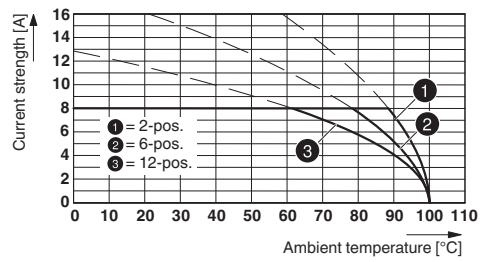


Dimensional drawing



Base strip - IMCV 1,5/ 7-G-3,5 RN P20 THR - 1830919

Diagram



Type: IMC(V) 1,5/...-G-3,5 THR with MC(V) 1,5/...-G-3,5 THR