

4

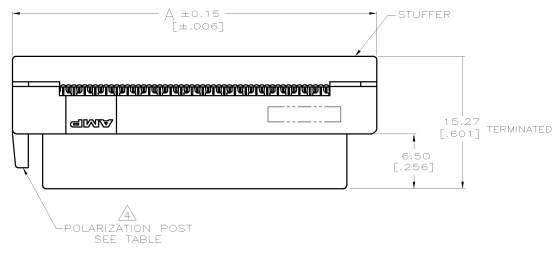
3

2

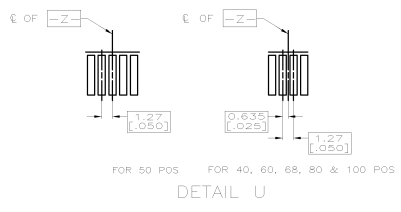
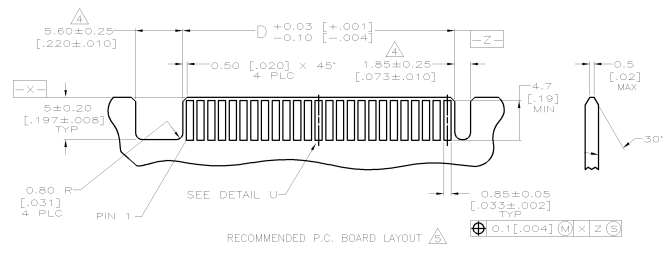
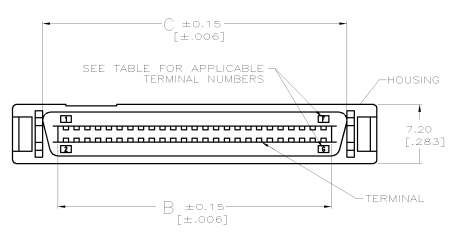
1

THIS DRAWING IS UNPUBLISHED. RELEASED FOR PUBLICATION
 © COPYRIGHT 2011 BY TYCO ELECTRONICS CORPORATION. ALL RIGHTS RESERVED.

LOC	DIST	REVISIONS			
P	LTR	DESCRIPTION	DATE	DWN	APVD
A		REVISED (ECR-10-026339)	23MAY'11	J.C.	W.K.



- HOUSING AND COVER- POLYESTER, BLACK, 94V-0.
- CONNECTOR WILL TERMINATE .63 [.025] CENTERLINE FLAT RIBBON CABLE, #30 AWG SOLID,PVC INSULATION.
- DIMENSIONS SHOWN ARE MAXIMUM UNLESS OTHERWISE SPECIFIED.
- REQUIRED FOR POLARIZATION OF RIBBON CABLE EDGE CONNECTOR TO P.C. BOARD.
- CONNECTOR WILL ACCOMMODATE PRINTED CIRCUIT BOARD THICKNESS OF 1.42-1.72 [.056-.068].
- ALL P/NS ARE PACKAGED IN TUBES, THEY ARE THE SAME PRODUCT AS 787693-2, -4, -5, -3, -6, -1 RESPECTIVELY, WHICH ARE PACKAGED IN TRAYS.
- TERMINALS- PHOSPHOR BRONZE WITH GOLD FLASH OVER 0.76μm [.00030] MINIMUM PALLADIUM-NICKEL IN CONTACT AREA AND 3.81μm [.000150] MINIMUM TIN ON TERMINATING AREA, ALL OVER 1.27μm [.000050] MINIMUM NICKEL.
- LEAD CONTENT: 1000 PPM UNDER.
- ALL DIMENSIONS SHOWN ARE MAXIMUM UNLESS OTHERWISE SPECIFIED.



G	F	D	C	B	A	NO. OF POSN	PART NUMBER
100	99	63.93 [2.517]	67.77 [2.668]	64.13 [2.525]	74.85 [2.947]	100	1-1734098-0
80	79	51.23 [2.017]	55.07 [2.168]	51.43 [2.025]	62.15 [2.447]	80	1734098-8
68	67	43.61 [1.717]	47.45 [1.865]	43.81 [1.725]	54.53 [2.147]	68	1734098-7
60	59	38.53 [1.517]	42.37 [1.668]	38.73 [1.525]	49.45 [1.947]	60	1734098-6
50	49	32.18 [1.267]	36.02 [1.418]	32.38 [1.275]	43.10 [1.697]	50	1734098-5
40	39	25.70 [1.012]	29.67 [1.168]	26.03 [1.025]	36.75 [1.447]	40	1734098-4

THIS DRAWING IS A CONTROLLED DOCUMENT.

DWN O. HU 26MAR2004		NAME
CHK S. HQU 26MAR2004		RCPT, ASSY, RIBBON CABLE, .025CL, CHAMP .050, SERIES I
APVD T. KF 26MAR2004		SIZE CAGE CODE DRAWING NO
PRODUCT SPEC 108-57896		RESTRICTED JO
DIMENSIONS: mm	TOLERANCES UNLESS OTHERWISE SPECIFIED:	WEIGHT
0 PLC ± -	1 PLC ± -	APVD
1 PLC ± -	2 PLC ± -	SCALE
2 PLC ± -	3 PLC ± -	SHEET
3 PLC ± -	4 PLC ± -	1 of 2
4 PLC ± -	ANGLES ± -	REV
MATERIAL	FINISH	A
SEE NOTE	SEE NOTE	CUSTOMER DRAWING

4

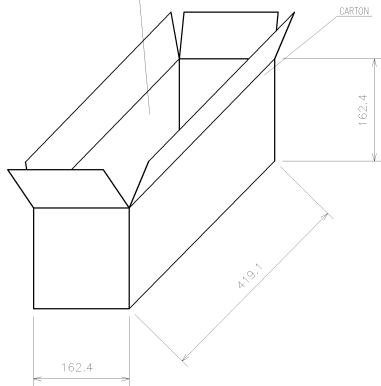
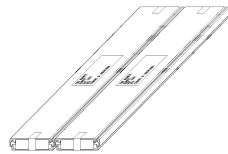
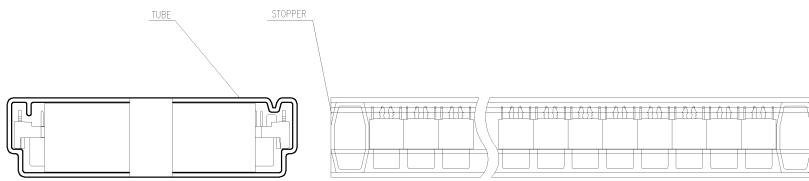
3

2

1

THIS DRAWING IS UNPUBLISHED. RELEASED FOR PUBLICATION
 © COPYRIGHT 2011 BY TYCO ELECTRONICS CORPORATION. ALL RIGHTS RESERVED.

LOC		DIST		REVISIONS			
P	LTR	DESCRIPTION	DATE	DWN	APVD		
SEE SHEET 1.							



POS.	Q'TY/ TUBE	TUBE/ BOX	Q'TY/ BOX	N/W (KG)	G/W (KG)	PART NUMBER
100	50	6	300	2.67	3.62	1-1734098-0
80	50	12	600	4.44	5.84	1734098-8
68	50	12	600	3.84	5.27	1734098-7
60	50	12	600	3.46	4.72	1734098-6
50	50	12	600	2.94	4.10	1734098-5
40	50	18	900	3.69	5.10	1734098-4

THIS DRAWING IS A CONTROLLED DOCUMENT.

DIMENSIONS: mm	TOLERANCES UNLESS OTHERWISE SPECIFIED: 0 PLC ± .1 1 PLC ± .1 2 PLC ± .1 3 PLC ± .1 4 PLC ± .1 ANGLES ± .1	DWN CHK APVD	<p>RCPT, ASSY, RIBBON CABLE, .025CL, CHAMP .050, SERIES I</p>
MATERIAL	FINISH	PRODUCT SPEC APPLICATION SPEC WEIGHT	

NAME: A3 00779 ©-1734098

SIZE: A3 CAGE CODE: 00779 DRAWING NO: 1734098 RESTRICTED TO: A

CUSTOMER DRAWING SCALE: SHEET 2 OF 2 REV A