



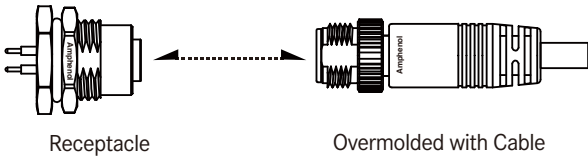
CATALOGUE

M Series Sensor Connector



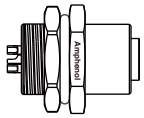
Range Overview

Receptacle to Overmolded with Cable

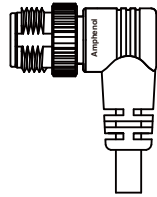


Receptacle

Overmolded with Cable

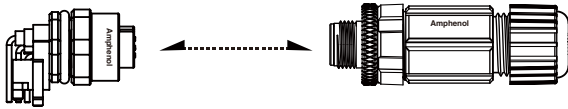


Receptacle



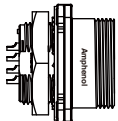
Overmolded with Cable

Receptacle to Field Installable

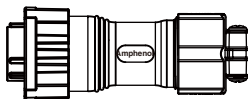


Receptacle

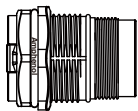
Field Installable



Receptacle



Field Installable

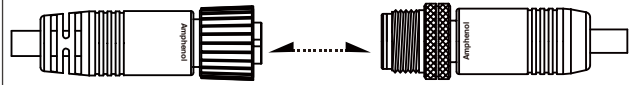


Receptacle



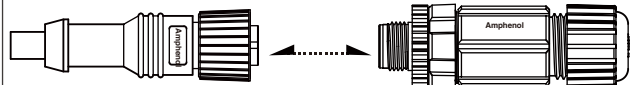
Field Installable

In Line



Overmolded with Cable

Overmolded with Cable



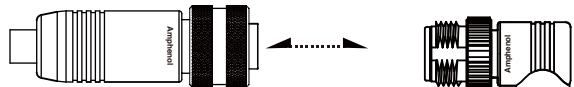
Overmolded with Cable

Field Installable



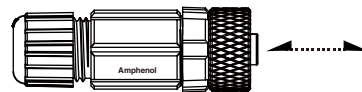
Field Installable

Field Installable



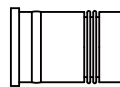
Overmolded with Cable

Overmolded with Cable

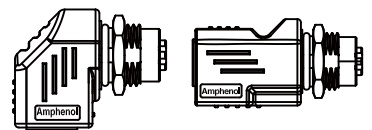


Field Installable

Others

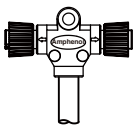


Insert



M12 to RJ45 Adaptor

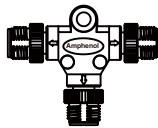
Accessories



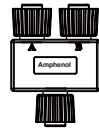
T Cable
See page 21-2



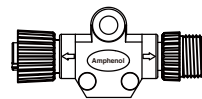
Y Cable
See page 21-3



T Adaptor
See page 21-5



Y Adaptor
See page 21-6



I Adaptor
See page 21-8



Waterproof Cap
See page 21-14

Specification

| | |
|------------------------------|---|
| Identifications | M8, M10.5, M12 (A, B, D code), Heavy Duty Shielded Connector, M23 |
| Description | Receptacle Overmolded with Cable Field Installable |
| Current Rating / Data | 1.5A~28A |
| Material | Contacts: Copper Alloy, Gold Plated Connector Body (Housing) : Nylon+GF or PU, UL Recognized Metal Screw Nut: Zinc Alloy or Copper Ally, Nickel Plated |
| Waterproof Rating | IP65, IP67~68 |
| Temperature Range | Receptacle: -40°C~105°C Overmolded with Cable: PVC Cable: -20°C~80°C PU Cable: -20°C~85°C Field Installable: -40°C~105°C * Higher working temperature upon request. |
| Contact Resistance | ≤ 10mΩ |
| Standard Cable Length | 01~99M |
| Mating Cycle | 100* Minimum |
| Vibration | 10 ~ 500 Hz and 0.35 mm |
| Standards | IEC 61076-2-101 IEC 61076-2-104 |

* Design and specification are subject to change without notice.

Ordering Information

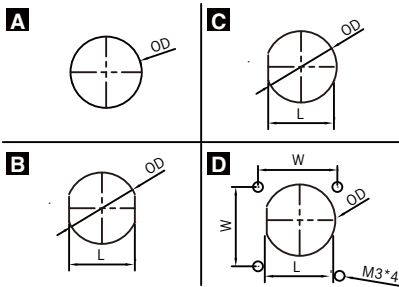
| | 1 | 2 | 3 | 4 | 5 | 6 | 7 | 8 | 9 | 10 |
|-------------------------------------|---|--------------------|---|---|--|---|-----------------------------------|-----------------|---|----|
| Specification / Size | | | | | | | | | | |
| <u>>M8 Size</u> | | | | | | | | | | |
| (8) M8 | <u>>Heavy Duty Shielded Connector,</u> | | | | | | | | | |
| (8P) M8 (Plastic) | (HB20) Metal, Salt Spray Test 500H, 10A | | | | | | | | | |
| (8A) M8 W/ KEY | (LB20) Metal, Salt Spray Test 48H, 10A | | | | | | | | | |
| (8AP) M8 W/ KEY (Plastic) | (HC20) Metal, Salt Spray Test 500H, 20A | | | | | | | | | |
| <u>>M10.5 Size</u> | | | | | | | | | | |
| (105) M10.5 | (LC20) Metal, Salt Spray Test 48H, 20A | | | | | | | | | |
| <u>>M12 Size:</u> | | | | | | | | | | |
| (12) M12 A-Coded | (HD20) Metal, Salt Spray Test 500H, 5A | | | | | | | | | |
| (12L) M12 A-Coded inserted with LED | (LD20) Metal, Salt Spray Test 48H, 5A | | | | | | | | | |
| (12P) M12 A-Coded (Plastic) | <u>>M23 Size</u> | | | | | | | | | |
| (12S) M12 A-Coded (Shielded) | (LJ23) Metal, Salt Spray Test 48H, 28A | | | | | | | | | |
| (12B) M12 B-Coded | | | | | | | | | | |
| (SBP) M12 B-Coded (Plastic) | | | | | | | | | | |
| (SBS) M12 B-Coded (Shielded) | | | | | | | | | | |
| (12D) M12 D-Coded | | | | | | | | | | |
| (SDP) M12 D-Coded (Plastic) | | | | | | | | | | |
| (SDS) M12 D-Coded (Shielded) | | | | | | | | | | |
| Number of Contacts | | | | | | | | | | |
| 02, 03.....,14...Contacts | | | | | | | | | | |
| EX. (02) = 2 Contacts | | | | | | | | | | |
| Connector Body (Style) | | | | | | | | | | |
| <u>> For Receptacle</u> | | | | | | | | | | |
| (P) Panel | <u>> For Overmolded with Cable</u> | | | | <u>> For Field installable</u> | | | | | |
| | (A) With Strain Relief | | | | (B) Without Strain Relief | | | | | |
| | (B) Without Strain Relief | | | | (D) With Ground Pin | | | | | |
| Connector (Housing) Gender | | | | | | | | | | |
| (M) Male Connector | (F) Female Connector | | | | | | | | | |
| Contact Gender | | | | | | | | | | |
| (M) Male | (I) I style (Male+Female) | | | | | | | | | |
| (F) Female | | | | | | | | | | |
| Assemble Style | | | | | | | | | | |
| <u>> For Receptacle</u> | | | | | | | | | | |
| (S) Solder Type | <u>> For Field Installable</u> | | | | <u>> For Overmolded with Cable</u> | | | | | |
| (P) 180° PCB Type | (A) Field installable(Solder) | | | | (M) Overmolded with Cable | | | | | |
| (R) 90° PCB Type | (B) Field installable(Screw) | | | | | | | | | |
| (C) Crimp Type | (C) Field installable(Crimp) | | | | | | | | | |
| | (D) Field Installable (IDC) | | | | | | | | | |
| Mating Style | | | | | | | | | | |
| (S) Screw Thread | (Q) Quick | | | | | | | | | |
| Backshell | | | | | | | | | | |
| <u>> For Receptacle</u> | | | | | | | | | | |
| (C) Circular (Rear Fastened) | <u>> For Receptacle</u> | | | | <u>> For Overmolded with Cable</u> | | <u>> For Field Installable</u> | | | |
| (F) Hexagonal Front Fastened | (W) Square Front Fastened with Screw | | | | (L) Straight | | | (L) Straight | | |
| (H) Rear Hexagonal (Rear Fastened) | (N) Square Rear Fastened with Nut | | | | (R) Right Angle | | | (R) Right Angle | | |
| Waterproof Rating | | | | | | | | | | |
| (5) IP65 (Quick Type) | (8) IP 68 | | | | | | | | | |
| (7) IP 67 | | | | | | | | | | |
| Cable information | | | | | | | | | | |
| <u>> For Receptacle</u> | | | | | | | | | | |
| (001) / (002) : PG9 | <u>> For Overmolded with Cable</u> | | | | <u>> For Receptacle with wire harness</u> | | | | | |
| (003) / (004) / (005) : M16 | (□)+(■) : Cable Type + Cable Length | | | | (□)+(■) : Cable Type + Wire Length | | | | | |
| (006) : M12 | EX. (A01) = UL2464 Cable + 1M | | | | EX. (A15) = UL 1007 (For M8) + 150mm | | | | | |
| | (□) : Cable Type | (■) : Cable Length | | | (□) Cable Type | | | | | |
| | (A) PVC UL2464 Cable From 1M to 99M | | | | (A) UL 1007 (For M8) | | | | | |
| | (B) PU VW-1 Cable EX.(01)= 1M | | | | (B) UL1061 (For M12-PG9 W/ O Logo) | | | | | |
| | | | | | (C) UL1061 (For M12-M16 W / O Logo) | | | | | |
| | | | | | (■) Wire length | | | | | |
| | | | | | (15) 150mm | | | | | |
| | | | | | (30) 300mm | | | | | |
| | | | | | (50) 500mm | | | | | |

* UL2517 / UL20549 available by 2014

Physical Dimension

Receptacle

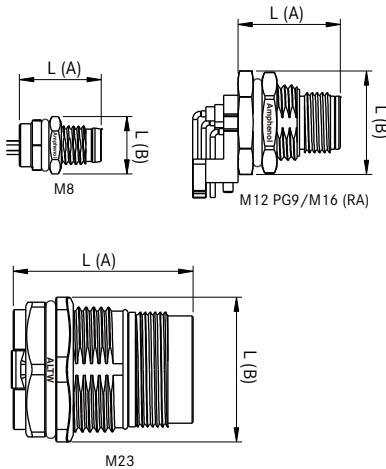
Panel Cut-Out



| Size | | Dimension | | | Type | L / W | OD |
|-------|-------------------------|-----------|------|------|------|-------------|------|
| Size | Thread Description | Female | | | Male | | |
| M105 | M10.5 X 0.75 | - | - | - | A | - | 10.9 |
| M8 | M8 X 1.0 | B | 7.1 | 8.1 | B | 7.1 | 8.1 |
| | | - | - | - | A | - | 8.1 |
| M12 | M12 X 1.0 - PG9 | B | 13.6 | 15.4 | B | 13.6 | 15.4 |
| | M12 X 1.0 - M16.0 X 1.5 | B | 13.6 | 16.1 | B | 13.6 | 16.1 |
| | M12.0 X 1.0 | B | 10.5 | 12.2 | B | 10.5 | 12.2 |
| HDSC* | M22 X 1.0 | - | - | - | C | 19.2 | 20.2 |
| | | - | - | - | D | 19.2 / 23.0 | 20.2 |
| M23 | M23 X 1.0 | - | - | - | C | 24.4 | 25.1 |

*HDSC: Heavy Duty Shielded Connector

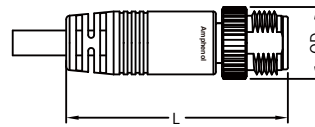
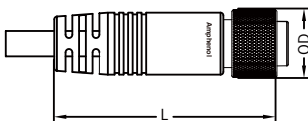
Connector Dimension



| Series | Conn. Gender | Receptacle | | | | Panel Thickness | | |
|--------|--------------|-------------|-------|-------|------|-----------------|-----------------------------------|------------|
| | | Female | | Male | | Front Fastened | Rear Fastened | |
| Type | L (A) | L (B) | L (A) | L (B) | | | | |
| M8 | Straight | 18.0 | 13.8 | 16.4 | 11.5 | 3.0 mm Max. | 3.5 mm Max. | |
| M105 | Straight | - | - | 18.0 | 15.0 | - | 6.0 mm Max. | |
| M12 | PG9/ M16 | Straight | 20.0 | 20.8 | 20.5 | 20.8 | 4.5mm Max. 4.0mm Max.(Plastic) | 4.5mm Max. |
| | | Right Angle | 20.0 | 20.8 | 20.5 | 20.8 | | |
| | M12 * 1.0 | Right Angle | 16.9 | 15.0 | 16.2 | 15.0 | 3.0mm Max. | |
| HDSC* | Straight | - | - | 23.5 | 29.0 | 9.0mm Min. | 5.0 mm Max. | |
| M23 | Straight | - | - | 36.0 | 29.0 | 6.0 mm Max. | - | |

*HDSC: Heavy Duty Shielded Connector

Overmolded with Cable



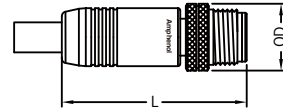
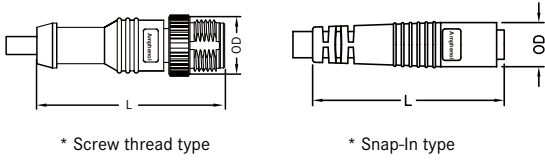
| Size | | Dimension | |
|--------|--------------------|-----------|-----|
| Size | Thread Description | L | OD |
| Female | | | |
| M105 | M10.5 X 0.75 | 36.5 | 8.4 |

| Size | | Dimension | | | |
|--------|--------------------|-----------|------|--------|------|
| Size | Thread Description | L | | OD | |
| Female | | Female | Male | Female | Male |
| M105 | M10.5 X 0.75 | 41.5 | - | 12.0 | - |
| M8 | M8 X 1.0 | 38.1 | 42.7 | 10.1 | 10.5 |
| M12 | M12.0 X 1.0 | 43.3 | 44.4 | 14.5 | 14.4 |

Dimensions are shown in millimeters

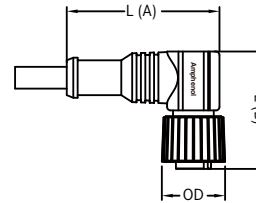
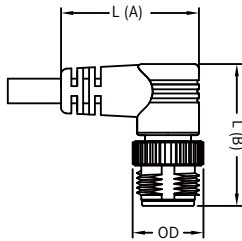
M Series Sensor Connector I Physical Dimension

Receptacle I Overmolded with Cable I Field Installable



| Size | | Dimension | | L | | OD | |
|------|---------------------------|-----------|------|--------|------|--------|------|
| Size | Type | Female | Male | Female | Male | Female | Male |
| M8 | Screw Thread M8 X 1.0 | 36.0 | 40.5 | 10.1 | 10.5 | | |
| M8 | Snap-In M8 X 1.0 | 36.5 | - | 8.4 | - | | |
| M105 | Screw Thread M10.5 X 0.75 | 37.2 | - | 12.0 | - | | |
| M12 | Screw Thread M12.0 X 1.0 | 43.3 | 44.4 | 14.5 | 14.4 | | |

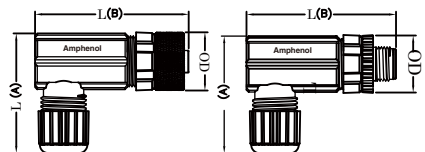
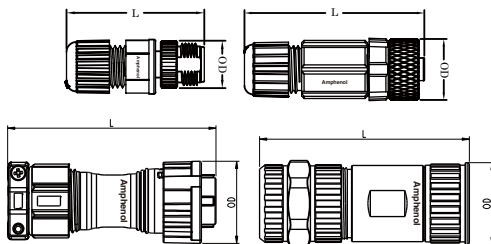
| Size | | Dimension | | L | | OD | |
|------|--------------------|-----------|------|--------|------|--------|------|
| Size | Thread Description | Female | Male | Female | Male | Female | Male |
| M12 | M12.0 X 1.0 | 39.2 | 40.1 | 14.5 | 14.5 | | |



| Size | | Dimension | | L [A] | | L [B] | | OD | |
|------|--------------------|-----------|------|--------|------|--------|------|--------|------|
| Size | Thread Description | Female | Male | Female | Male | Female | Male | Female | Male |
| M105 | M10.5 X 0.75 | 24.0 | - | 24.0 | - | 12.0 | - | | |
| M8 | M8 X 1.0 | 20.7 | 20.7 | 20.0 | 25.5 | 10.1 | 10.5 | | |
| M12 | M12.0 X 1.0 | 28.0 | 28.0 | 27.9 | 28.9 | 14.5 | 14.4 | | |

| Size | | Dimension | | L [A] | | L [B] | | OD | |
|------|--------------------|-----------|------|--------|------|--------|------|--------|------|
| Size | Thread Description | Female | Male | Female | Male | Female | Male | Female | Male |
| M105 | M10.5 X 0.75 | 19.0 | - | 24.0 | - | 12.0 | - | | |
| M8 | M8 X 1.0 | 25.0 | 25.0 | 21.0 | 25.6 | 10.1 | 10.5 | | |
| M12 | M12.0 X 1.0 | 35.0 | 35.0 | 26.9 | 27.9 | 14.5 | 14.4 | | |

Field Installable



| Size | | Dimension | | L | | OD | |
|-------------|-------------|-----------|--------|------|--------|------|------|
| Size | Type | Pin Type | Female | Male | Female | Male | Male |
| M8 | M8 X 1.0 | Screw In | 55.4 | 59.1 | 16.7 | 16.7 | |
| M12 | M12.0 X 1.0 | Solder | 40.5 | 41.8 | 14.5 | 14.4 | |
| | | Screw In | 61.3 | 61.3 | 20.8 | 20.8 | |
| M12 Plastic | M12.0 X 1.0 | Solder | 40.5 | 41.8 | 14.8 | 13.8 | |
| | | Screw In | 61.3 | 61.3 | 20.8 | 20.4 | |
| HDSC* | M22 X 1.0 | - | 72.5 | - | 27.7 | - | |
| M23 | M23 X 1.0 | - | 73.0 | - | 28.5 | - | |

| Size | | Dimension | | L [A] | | L [B] | | OD | |
|-------------|--------------------|-----------|--------|-------|--------|-------|--------|------|------|
| Size | Thread Description | Pin Type | Female | Male | Female | Male | Female | Male | Male |
| M12 Plastic | M12.0 X 1.0 | Screw In | 38.9 | 38.9 | 52.3 | 52.3 | 20.8 | 20.8 | |
| | | | 38.9 | 38.9 | 52.3 | 52.3 | 20.8 | 20.8 | |

Dimensions are shown in millimeters

*HDSC: Heavy Duty Shielded Connector

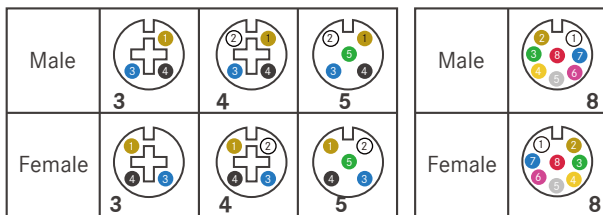
* Design and specification are subject to change without notice.

Contact Configuration

| | M8 | | | M105 (2A) | M12 A Code (3~5P: 4A 8P: 2A) | M12 B Code (4A) | M12 D Code (4A) | M12 I Style (4A) | | | | |
|---------------|-----------|-----------|-----------|--------------|-----------------------------------|--------------------|--------------------|---------------------|-----------|----------|------------|----------|
| | (1.5A) | (3A) | | (2A) | (3~5P: 4A 8P: 2A) | (4A) | (4A) | (4A) | | | | |
| ④ ⑤ | MM or FF | MM or FF | MM or FF | MF or FM | MM or FF | MF or FM | MM or FF | MF or FM | MM or FF | MF or FM | MME or FFM | MF or FM |
| 2Pin (02) | | | | | | | | | | | | |
| | | R C F | | R C | | | | | | | | |
| 3Pin (03) | | | | | | | | | | | | |
| | | R C F | R C F | R C | R C F | | R F | | R F | | | |
| 4Pin (04) | | | | | | | | | | | | |
| | | R C F | R C F | R C | R C F | | R C F | | R C F | | | |
| 5Pin (05) | | | | | | | | | | | | |
| | R C F | | | R C | R C F | | R C F | | R C F | | R C F | |
| 6Pin (06) | | | | | | | | | | | | |
| | R C F | | | | | | | | | | | |
| 7Pin (07) | | | | | | | | | | | | |
| 8Pin (08) | | | | | | | | | | | | |
| | | | | | R C F | | | | | | | |
| 10Pin (10) | | | | | | | | | | | | |
| 12Pin (12) | | | | | | | | | | | | |
| 14Pin (14) | | | | | | | | | | | | |

More to know:

No. of Poles & Contact Configuration (Connection side view)



Color Identification:
1 = Brown, 2 = White, 3 = Blue, 4 = Black, 5 = Green

Color Identification:
1 = White, 2 = Brown, 3 = Green, 4 = Yellow,
5 = Gray, 6 = Pink, 7 = Blue, 8 = Red

| HDSC* (5A) | | HDSC* (10A) | | HDSC* (20A) | | M23 (28A) | |
|------------|----------|-------------|----------|-------------|----------|-----------|----------|
| MM or FF | MF or FM | MM or FF | MF or FM | MM or FF | MF or FM | MM or FF | MF or FM |
| | | | | | | | |
| | | | | | R F | | |
| | | | | | | | |
| | | | | | R F | | |
| | | | | | | | |
| | | | R F | | | | |
| | | | | | | | |
| | | | R F | | | | |
| | | | | | | | |
| | | | | | | R F | R F |
| | | | | | | | |
| | | | R F | | | | |
| | | | | | | | |
| | R F | | | | | | |
| | | | | | | | |
| | R F | | | | | | |
| | | | | | | | |
| | R F | | | | | | |

*HDSC: Heavy Duty Shielded Connector

| M12 Panel Version | Screw Thread Size | Logo |
|-------------------|-------------------|--------------|
| 001 | M12XPG9 | With Logo |
| 002 | M12XPG9 | Without Logo |
| 003 | M12XM16.0X1.5 | With Logo |
| 004 | M12XM16.0X1.5 | Without Logo |
| 005 | M12XM16.0X1.5 | Without Logo |
| 006 | M12X1.0 | With Logo |
| 007 | M12X1.0 | Without Logo |

* Design and specification are subject to change without notice.

R: receptacle
C: overmolded with cable
F: field installable

- 1**
- 1.5A (M8)
 - 2A (M105/M12 A)
 - 3A (M8)
 - 4A (M12 A/M12 B/M12 D/M12 I Style)
 - 5A (HDSC*)
 - 10A (HDSC*)
 - 20A (HDSC*)
 - 28A (M23)

2

Contact Number:
 Ex.2 contacts (02)

4

Connector (Housing) Gender:
 Male(M) or Female(F)




5

Contact Gender:
 Male(M) or Female(F)
 Male + Female (I)

6





More to Choose:

- Solder (S)
 - Solder Cup
- PCB Type
 - 90° PCB (R) - 180° PCB (P)

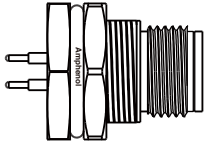
More to know:

A-Code B-Code D-Code I-Style

Product Features

Receptacle



Mating Style 7



Screw Thread (S)

Backshell 8



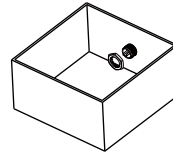
Circular (C)



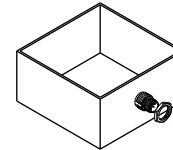
Hexagonal (H)(F)



Square (N)(W)

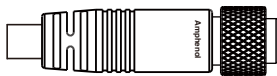


Rear Fastened



Front Fastened (P)

Overmolded with Cable



Mating Style 7

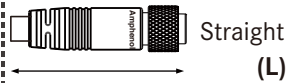


Screw Thread (S)
(For M12)




Quick (Q)
(For M8)

Backshell 8



Straight (L)

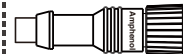


Right Angle (R)

Connector Body (Style) 3

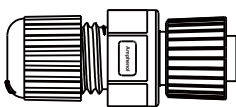


With Strain Relief (A)



Without Strain Relief (B)

Field Installable

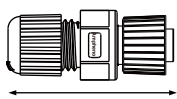


Mating Style 7

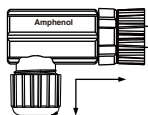


Screw Thread (S)

Backshell 8

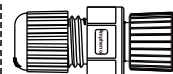


Straight (L)



Right Angle (R)

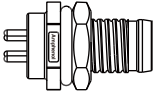


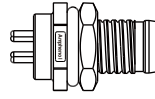





Connector Body (Style) 3



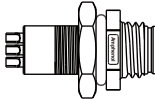


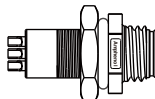





Without Strain Relief (B)

Find Our Standard Products

∟ M8 (Metal) > Receptacle > Male Connector > Front Fastened

| > IEC 61076-2-104 | | | | | |
|---|---|---|---|--|---|
|  | |  |  | | |
| Backshell: Hexagonal | | | | | |
| Type | 2 Contacts | 3 Contacts | 4 Contacts | 5 Contacts | 6 Contacts |
| PCB Pin | - | 8-03PMMP-SF7001 | 8-04PMMP-SF7001 | - | - |
| Solder Pin | - | 8-03PMMS-SF7001 | 8-04PMMS-SF7001 | - | - |
| Wire Leads (150mm) | - | 8-03PMMS-SF715 | 8-04PMMS-SF715 | - | - |
| Wire Leads (300mm) | - | 8-03PMMS-SF730 | 8-04PMMS-SF730 | - | - |
| Wire Leads (500mm) | - | 8-03PMMS-SF750 | 8-04PMMS-SF750 | - | - |
| > with alignment Key | | | | | |
|  |  |  |  |  |  |
| Backshell: Hexagonal | | | | | |
| Type | 2 Contacts | 3 Contacts | 4 Contacts | 5 Contacts | 6 Contacts |
| PCB Pin | 8A-02PMMP-SF7001 | 8A-03PMMP-SF7001 | 8A-04PMMP-SF7001 | 8A-05PMMP-SF7001 | 8A-06PMMP-SF7001 |
| Solder Pin | 8A-02PMMS-SF7001 | 8A-03PMMS-SF7001 | 8A-04PMMS-SF7001 | 8A-05PMMS-SF7001 | 8A-06PMMS-SF7001 |

∟ M8 (Metal) > Receptacle > Male Connector > Rear Fastened

| > IEC 61076-2-104 | | | | | |
|---|---|---|---|--|---|
|  | |  |  | | |
| Backshell: Hexagonal | | | | | |
| Type | 2 Contacts | 3 Contacts | 4 Contacts | 5 Contacts | 6 Contacts |
| PCB Pin | - | 8-03PMMP-SH7001 | 8-04PMMP-SH7001 | - | - |
| Solder Pin | - | 8-03PMMS-SH7001 | 8-04PMMS-SH7001 | - | - |
| Wire Leads (150mm) | - | 8-03PMMS-SH715 | 8-04PMMS-SH715 | - | - |
| Wire Leads (300mm) | - | 8-03PMMS-SH730 | 8-04PMMS-SH730 | - | - |
| Wire Leads (500mm) | - | 8-03PMMS-SH750 | 8-04PMMS-SH750 | - | - |
| > with alignment Key | | | | | |
|  |  |  |  |  |  |
| Backshell: Hexagonal | | | | | |
| Type | 2 Contacts | 3 Contacts | 4 Contacts | 5 Contacts | 6 Contacts |
| Solder Pin | 8A-02PMMS-SH7001 | 8A-03PMMS-SH7001 | 8A-04PMMS-SH7001 | 8A-05PMMS-SH7002 | 8A-06PMMS-SH7002 |

* Design and specification are subject to change without notice.

M8 (Metal)

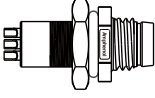
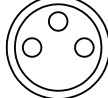

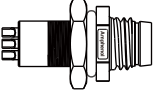





Receptacle > Female Connector

Overmolded with Cable > Male Connector

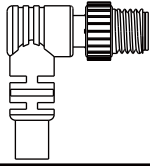
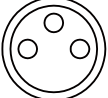

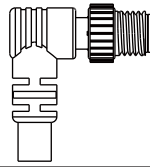





IP 65 . 67 9

Receptacle | Unmated
Overmolded with Cable | Mated
Field Installable | Mated

∟ **M8 (Metal) Receptacle > Female Connector > Rear Fastened**


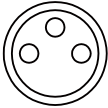
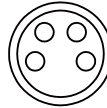






| > IEC 61076-2-104 | | | | | |
|---|---|---|---|--|---|
|  | |  |  | | |
| Backshell: Hexagonal | | | | | |
| Type | 2 Contacts | 3 Contacts | 4 Contacts | 5 Contacts | 6 Contacts |
| Solder Pin | - | 8-03PFFS-SH7001 | 8-04PFFS-SH7001 | - | - |
| Wire Leads (150mm) | - | 8-03PFFS-SH715 | 8-04PFFS-SH715 | - | - |
| Wire Leads (300mm) | - | 8-03PFFS-SH730 | 8-04PFFS-SH730 | - | - |
| Wire Leads (500mm) | - | 8-03PFFS-SH750 | 8-04PFFS-SH750 | - | - |
| > with alignment Key | | | | | |
|  |  |  |  |  |  |
| Backshell: Hexagonal | | | | | |
| Type | 2 Contacts | 3 Contacts | 4 Contacts | 5 Contacts | 6 Contacts |
| Solder Pin | 8A-02PFFS-SH7001 | 8A-03PFFS-SH7001 | 8A-04PFFS-SH7001 | 8A-05PFFS-SH7002 | 8A-06PFFS-SH7002 |

∟ **M8 (Metal) > Overmolded with cable > Male Connector > Right Angle**

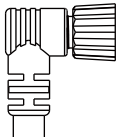
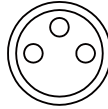
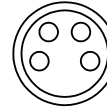
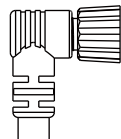





| > IEC 61076-2-104 | | | | | |
|---|---|---|---|--|---|
|  | |  |  | | |
| Type | 2 Contacts | 3 Contacts | 4 Contacts | 5 Contacts | 6 Contacts |
| With Strain Relief | - | 8-03AMMM-SR7 | 8-04AMMM-SR7 | - | - |
| Without Strain Relief | - | 8-03BMMM-SR7 | 8-04BMMM-SR7 | - | - |
| > with alignment Key | | | | | |
|  |  |  |  |  |  |
| Type | 2 Contacts | 3 Contacts | 4 Contacts | 5 Contacts | 6 Contacts |
| With Strain Relief | 8A-02AMMM-SR7 | 8A-03AMMM-SR7 | 8A-04AMMM-SR7 | 8A-05AMMM-SR7 | 8A-06AMMM-SR7 |

| Cable Type | 1M | 3M | 5M | 10M |
|------------|-----|-----|-----|-----|
| PVC | A01 | A02 | A05 | A10 |
| PU | B01 | B02 | B05 | B10 |

➤ **M8 (Metal) > Overmolded with cable > Male Connector > Straight**

| ➤ IEC 61076-2-104 | | | | | | |
|--|---------------|---|---|---|--|---|
|  | |  |  | | | |
| Type | 2 Contacts | 3 Contacts | 4 Contacts | 5 Contacts | 6 Contacts | |
| With Strain Relief | - | 8-03AMMM-SL7 | 8-04AMMM-SL7 | - | - | |
| Without Strain Relief | - | 8-03BMMM-SL7 | 8-04BMMM-SL7 | - | - | |
| ➤ with alignment Key | | | | | | |
|  | |  |  |  |  |  |
| Type | 2 Contacts | 3 Contacts | 4 Contacts | 5 Contacts | 6 Contacts | |
| With Strain Relief | 8A-02AMMM-SL7 | 8A-03AMMM-SL7 | 8A-04AMMM-SL7 | 8A-05AMMM-SL7 | 8A-06AMMM-SL7 | |

➤ **M8 (Metal) > Overmolded with cable > Female Connector > Right Angle**

| ➤ IEC 61076-2-104 | | | | | | |
|---|---------------|---|---|---|--|---|
|  | |  |  | | | |
| Type | 2 Contacts | 3 Contacts | 4 Contacts | 5 Contacts | 6 Contacts | |
| With Strain Relief | - | 8-03AFFM-SR7 | 8-04AFFM-SR7 | - | - | |
| Without Strain Relief | - | 8-03BFFM-SR7 | 8-04BFFM-SR7 | - | - | |
| ➤ with alignment Key | | | | | | |
|  | |  |  |  |  |  |
| Type | 2 Contacts | 3 Contacts | 4 Contacts | 5 Contacts | 6 Contacts | |
| With Strain Relief | 8A-02AFFM-SR7 | 8A-03AFFM-SR7 | 8A-04AFFM-SR7 | 8A-05AFFM-SR7 | 8A-06AFFM-SR7 | |

| Cable Type | 1M | 3M | 5M | 10M |
|------------|-----|-----|-----|-----|
| PVC | A01 | A02 | A05 | A10 |
| PU | B01 | B02 | B05 | B10 |

* Design and specification are subject to change without notice.

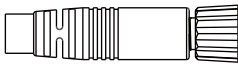
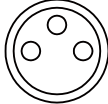
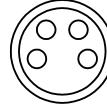
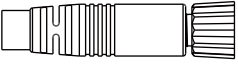





M8 (Metal)

Overmolded with Cable > Female Connector

IP 67 . 68 9

Receptacle | Unmated
Overmolded with Cable | Mated
Field Installable | Mated

∟ **M8 (Metal) > Overmolded with cable > Female Connector > Straight**

| > IEC 61076-2-104 | | | | | |
|---|---|---|---|--|---|
|  | |  |  | | |
| Type | 2 Contacts | 3 Contacts | 4 Contacts | 5 Contacts | 6 Contacts |
| With Strain Relief | - | 8-03AFFM-SL7 | 8-04AFFM-SL7 | - | - |
| Without Strain Relief | - | 8-03BFFM-SL7 | 8-04BFFM-SL7 | - | - |
| > with alignment Key | | | | | |
|  |  |  |  |  |  |
| Type | 2 Contacts | 3 Contacts | 4 Contacts | 5 Contacts | 6 Contacts |
| With Strain Relief | 8A-02AFFM-SL7 | 8A-03AFFM-SL7 | 8A-04AFFM-SL7 | 8A-05AFFM-SL7 | 8A-06AFFM-SL7 |

| Cable Type | 1M | 3M | 5M | 10M |
|------------|-----|-----|-----|-----|
| PVC | A01 | A02 | A05 | A10 |
| PU | B01 | B02 | B05 | B10 |

∟ **M8 (Plastic) > Receptacle > Male Connector > Front Fastened**

| > IEC 61076-2-104 | | | | | |
|--------------------------------|-------------------|-------------------|-------------------|-------------------|-------------------|
| | | | | | |
| Backshell: Hexagonal | | | | | |
| Type | 2 Contacts | 3 Contacts | 4 Contacts | 5 Contacts | 6 Contacts |
| PCB Pin | - | 8P-03PMMP-SF7001 | 8P-04PMMP-SF7001 | - | - |
| Solder Pin | - | 8P-03PMMS-SF7001 | 8P-04PMMS-SF7001 | - | - |
| > with alignment Key | | | | | |
| | | | | | |
| Backshell: Hexagonal | | | | | |
| Type | 2 Contacts | 3 Contacts | 4 Contacts | 5 Contacts | 6 Contacts |
| PCB Pin | 8AP-02PMMP-SF7001 | 8AP-03PMMP-SF7001 | 8AP-04PMMP-SF7001 | 8AP-05PMMP-SF7001 | 8AP-06PMMP-SF7001 |
| Solder Pin | 8AP-02PMMS-SF7001 | 8AP-03PMMS-SF7001 | 8AP-04PMMS-SF7001 | 8AP-05PMMS-SF7001 | 8AP-06PMMS-SF7001 |

∟ **M8 (Plastic) > Overmolded with cable > Male Connector > Right Angle**

| > IEC 61076-2-104 | | | | | |
|--------------------------------|----------------|----------------|----------------|----------------|----------------|
| | | | | | |
| Type | 2 Contacts | 3 Contacts | 4 Contacts | 5 Contacts | 6 Contacts |
| With Strain Relief | - | 8P-03AMMM-SR7 | 8P-04AMMM-SR7 | - | - |
| Without Strain Relief | - | 8P-03BMMM-SR7 | 8P-04BMMM-SR7 | - | - |
| > with alignment Key | | | | | |
| | | | | | |
| Type | 2 Contacts | 3 Contacts | 4 Contacts | 5 Contacts | 6 Contacts |
| With Strain Relief | 8AP-02AMMM-SR7 | 8AP-03AMMM-SR7 | 8AP-04AMMM-SR7 | 8AP-05AMMM-SR7 | 8AP-06AMMM-SR7 |

| Cable Type | 1M | 3M | 5M | 10M |
|------------|-----|-----|-----|-----|
| PVC | A01 | A02 | A05 | A10 |
| PU | B01 | B02 | B05 | B10 |

* Design and specification are subject to change without notice.


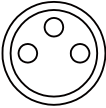
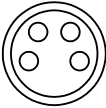






M8 (Plastic)

Overmolded with Cable > Male / Female Connector

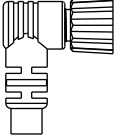
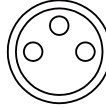
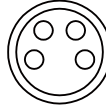
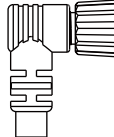





IP 67 . 68 9

Receptacle | Unmated
Overmolded with Cable | Mated
Field Installable | Mated

➤ **M8 (Plastic) > Overmolded with cable > Male Connector > Straight**


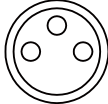

| > IEC 61076-2-104 | | | | | |
|--|---|---|---|--|---|
|  | |  |  | | |
| Type | 2 Contacts | 3 Contacts | 4 Contacts | 5 Contacts | 6 Contacts |
| With Strain Relief | - | 8P-03AMMM-SL7 | 8P-04AMMM-SL7 | - | - |
| Without Strain Relief | - | 8P-03BMMM-SL7 | 8P-04BMMM-SL7 | - | - |
| > with alignment Key | | | | | |
|  |  |  |  |  |  |
| Type | 2 Contacts | 3 Contacts | 4 Contacts | 5 Contacts | 6 Contacts |
| With Strain Relief | 8AP-02AMMM-SL7 | 8AP-03AMMM-SL7 | 8AP-04AMMM-SL7 | 8AP-05AMMM-SL7 | 8AP-06AMMM-SL7 |







➤ **M8 (Plastic) > Overmolded with cable > Female Connector > Right Angle**

| > IEC 61076-2-104 | | | | | |
|---|---|---|---|--|---|
|  | |  |  | | |
| Type | 2 Contacts | 3 Contacts | 4 Contacts | 5 Contacts | 6 Contacts |
| With Strain Relief | - | 8P-03AFFM-SR7 | 8P-04AFFM-SR7 | - | - |
| Without Strain Relief | - | 8P-03BFFM-SR7 | 8P-04BFFM-SR7 | - | - |
| > with alignment Key | | | | | |
|  |  |  |  |  |  |
| Type | 2 Contacts | 3 Contacts | 4 Contacts | 5 Contacts | 6 Contacts |
| With Strain Relief | 8AP-02AFFM-SR7 | 8AP-03AFFM-SR7 | 8AP-04AFFM-SR7 | 8AP-05AFFM-SR7 | 8AP-06AFFM-SR7 |

| Cable Type | 1M | 3M | 5M | 10M |
|------------|-----|-----|-----|-----|
| PVC | A01 | A02 | A05 | A10 |
| PU | B01 | B02 | B05 | B10 |

∟ **M8 (Plastic) > Overmolded with cable > Female Connector > Straight**


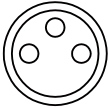
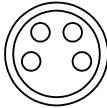
| > IEC 61076-2-104 | | | | | |
|---|------------|---|---|------------|------------|
|  | |  |  | | |
| Type | 2 Contacts | 3 Contacts | 4 Contacts | 5 Contacts | 6 Contacts |
| With Strain Relief | - | 8P-03AFFM-SL7 | 8P-04AFFM-SL7 | - | - |
| Without Strain Relief | - | 8P-03BFFM-SL7 | 8P-04BFFM-SL7 | - | - |
| * Mating style (Quick) also available for 3 & 4 contacts | | | | | |

| > with alignment Key | | | | | | |
|---|----------------|---|---|---|--|---|
|  | |  |  |  |  |  |
| Type | 2 Contacts | 3 Contacts | 4 Contacts | 5 Contacts | 6 Contacts | |
| With Strain Relief | 8AP-02AFFM-SL7 | 8AP-03AFFM-SL7 | 8AP-04AFFM-SL7 | 8AP-05AFFM-SL7 | 8AP-06AFFM-SL7 | |

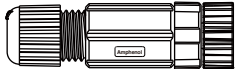
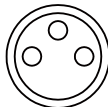
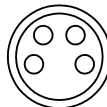
| Cable Type | 1M | 3M | 5M | 10M |
|------------|-----|-----|-----|-----|
| PVC | A01 | A02 | A05 | A10 |
| PU | B01 | B02 | B05 | B10 |

* Mating style (Quick) also available for 3 & 4 contacts

∟ **M8 (Plastic) > Field Installable > Male Connector > Straight**

| | | | | | |
|---|--------------|---|---|------------|------------|
|  | |  |  | | |
| Type | Contact Type | 3 Contacts | 4 Contacts | 5 Contacts | 6 Contacts |
| Without Strain Relief | Solder | - | - | - | - |
| | Screw-in | 8P-03BMMB-SL7001 | 8P-04BMMB-SL7001 | | |

∟ **M8 (Plastic) > Field Installable > Female Connector > Straight**

| | | | | | |
|---|--------------|---|---|------------|------------|
|  | |  |  | | |
| Type | Contact Type | 3 Contacts | 4 Contacts | 5 Contacts | 6 Contacts |
| Without Strain Relief | Solder | - | - | - | - |
| | Screw-in | - | 8P-04BFFB-SL7001 | - | - |

* Design and specification are subject to change without notice.

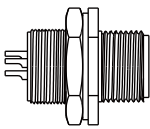
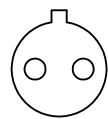
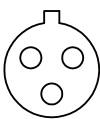

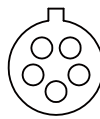
M10.5 (Metal)

Receptacle > Male Connector

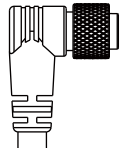

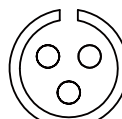
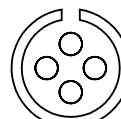
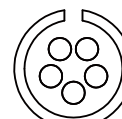
Overmolded with Cable > Male Connector

Receptacle | Unmated
Overmolded with Cable | Mated
Field Installable | Mated

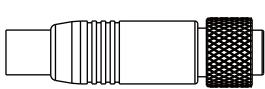


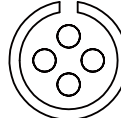
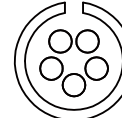
∟ **M10.5 (Metal) > Receptacle > Male Connector > Rear Fastened**

| | | | | |
|---|---|---|---|--|
|  |  |  |  |  |
| Backshell: Hexagonal Backshell: Circular | | | | |
| Type | 2 Contacts | 3 Contacts | 4 Contacts | 5 Contacts |
| Backshell: Hexagonal Solder Pin (180°) | 105-02PMFS-SH7001 | 105-03PMFS-SH7001 | 105-04PMFS-SH7001 | 105-05PMFS-SH7001 |
| Backshell: Circular Solder Pin (180°) | 105-02PMFS-SC7001 | 105-03PMFS-SC7001 | 105-04PMFS-SC7001 | 105-05PMFS-SC7001 |

∟ **M10.5 (Metal) > Overmolded with cable > Male Connector > Right Angle**

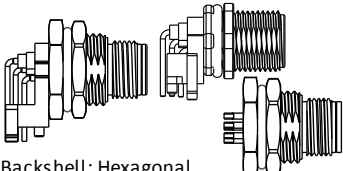
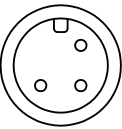
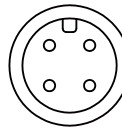
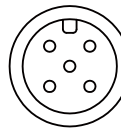
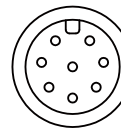
| | | | | |
|--|--|--|--|---|
|  |  |  |  |  |
| Type | 2 Contacts | 3 Contacts | 4 Contacts | 5 Contacts |
| With Strain Relief | 105-02AMMM-SR7A | 105-03AMMM-SR7A | 105-04AMMM-SR7A | 105-05AMMM-SR7A |
| Without Strain Relief | 105-02BFMM-SR7A | 105-03BFMM-SR7A | 105-04BFMM-SR7A | 105-05BFMM-SR7A |

∟ **M10.5 (Metal) > Overmolded with cable > Male Connector > Straight**

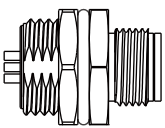
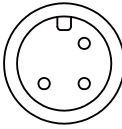
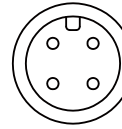
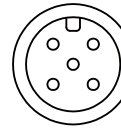
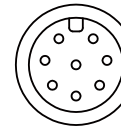
| | | | | |
|--|---|---|---|--|
|  |  |  |  |  |
| Type | 2 Contacts | 3 Contacts | 4 Contacts | 5 Contacts |
| With Strain Relief | 105-02AFMM-SL7A | 105-03AFMM-SL7A | 105-04AFMM-SL7A | 105-05AFMM-SL7A |
| Without Strain Relief | 105-02BFMM-SL7A | 105-03BFMM-SL7A | 105-04BFMM-SL7A | 105-05BFMM-SL7A |

| | | | | |
|------------|-----|-----|-----|-----|
| Cable Type | 1M | 3M | 5M | 10M |
| PVC | A01 | A02 | A05 | A10 |
| PU | B01 | B02 | B05 | B10 |

∨ M12 A (Metal) > Receptacle > Male Connector > Front Fastened

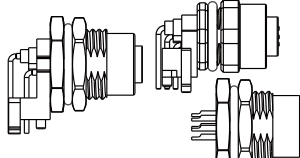
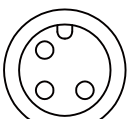

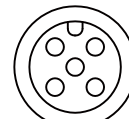
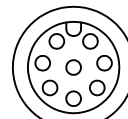
|  <p>Backshell: Hexagonal</p> | |  |  |  |  |
|--|-----------------|---|---|--|---|
| Type | Mounting Thread | 3 Contacts | 4 Contacts | 5 Contacts | 8 Contacts |
| PCB Pin (180°) | PG9 | 12-03PMMP-SF8001 | 12-04PMMP-SF8001 | 12-05PMMP-SF8001 | 12-08PMMP-SF8001 |
| | M16.0 | 12-03PMMP-SF8003 12-03PMMP-SF8004 | 12-04PMMP-SF8003 12-04PMMP-SF8004 | 12-05PMMP-SF8003 12-05PMMP-SF8004 | 12-08PMMP-SF8003 12-08PMMP-SF8004 |
| PCB Pin (90°) | M12 | 12-03PMMR-SF7001 | 12-04PMMR-SF7001 | 12-05PMMR-SF7001 | 12-08PMMR-SF7001 |
| | M12 (Shielded) | 12S-03PMMR-SF7001 | 12S-04PMMR-SF7001 | 12S-05PMMR-SF7001 | 12S-08PMMR-SF7001 |
| | PG9 | 12-03PMMR-SF8001 | 12-04PMMR-SF8001 | 12-05PMMR-SF8001 | - |
| | M16.0 | 12-03PMMR-SF8003 | 12-04PMMR-SF8003 | 12-05PMMR-SF8003 | - |
| Solder Pin (180°) | PG9 | 12-03PMMS-SF8001 | 12-04PMMS-SF8001 | 12-05PMMS-SF8001 | 12-08PMMS-SF8001 |
| | M16.0 | 12-03PMMS-SF8003 12-03PMMS-SF8004 | 12-04PMMS-SF8003 12-04PMMS-SF8004 | 12-05PMMS-SF8003 12-05PMMS-SF8004 | 12-08PMMS-SF8003 12-08PMMS-SF8004 |
| Wire Leads (150mm) | PG9 | 12-03PMMS-SF8B15 | 12-04PMMS-SF8B15 | 12-05PMMS-SF8B15 | 12-08PMMS-SF8B15 |
| | M16.0 | 12-03PMMS-SF8C15 | 12-04PMMS-SF8C15 | 12-05PMMS-SF8C15 | 12-08PMMS-SF8C15 |
| Wire Leads (300mm) | PG9 | 12-03PMMS-SF8B30 | 12-04PMMS-SF8B30 | 12-05PMMS-SF8B30 | 12-08PMMS-SF8B30 |
| | M16.0 | 12-03PMMS-SF8C30 | 12-04PMMS-SF8C30 | 12-05PMMS-SF8C30 | 12-08PMMS-SF8C30 |
| Wire Leads (500mm) | PG9 | 12-03PMMS-SF8B50 | 12-04PMMS-SF8B50 | 12-05PMMS-SF8B50 | 12-08PMMS-SF8B50 |
| | M16.0 | 12-03PMMS-SF8C50 | 12-04PMMS-SF8C50 | 12-05PMMS-SF8C50 | 12-08PMMS-SF8C50 |

∨ M12 A (Metal) > Receptacle > Male Connector > Rear Fastened

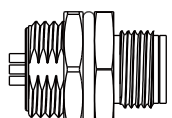
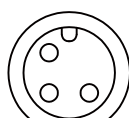


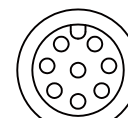
|  | |  |  |  |  |
|---|-----------------|---|---|--|---|
| Type | Mounting Thread | 3 Contacts | 4 Contacts | 5 Contacts | 8 Contacts |
| Solder Pin (180°) | PG9 | 12-03PMMS-SH8001 | 12-04PMMS-SH8001 | 12-05PMMS-SH8001 | 12-08PMMS-SH8001 |
| | M16.0 | 12-03PMMS-SH8003 12-03PMMS-SH8004 | 12-04PMMS-SH8003 12-04PMMS-SH8004 | 12-05PMMS-SH8003 12-05PMMS-SH8004 | 12-08PMMS-SH8003 12-08PMMS-SH8004 |
| Wire Leads (150mm) | PG9 | 12-03PMMS-SH8B15 | 12-04PMMS-SH8B15 | 12-05PMMS-SH8B15 | 12-08PMMS-SH8B15 |
| | M16.0 | 12-03PMMS-SH8C15 | 12-04PMMS-SH8C15 | 12-05PMMS-SH8C15 | 12-08PMMS-SH8C15 |
| Wire Leads (300mm) | PG9 | 12-03PMMS-SH8B30 | 12-04PMMS-SH8B30 | 12-05PMMS-SH8B30 | 12-08PMMS-SH8B30 |
| | M16.0 | 12-03PMMS-SH8C30 | 12-04PMMS-SH8C30 | 12-05PMMS-SH8C30 | 12-08PMMS-SH8C30 |
| Wire Leads (500mm) | PG9 | 12-03PMMS-SH8B50 | 12-04PMMS-SH8B50 | 12-05PMMS-SH8B50 | 12-08PMMS-SH8B50 |
| | M16.0 | 12-03PMMS-SH8C50 | 12-04PMMS-SH8C50 | 12-05PMMS-SH8C50 | 12-08PMMS-SH8C50 |

* Design and specification are subject to change without notice.

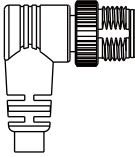
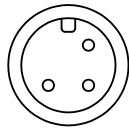
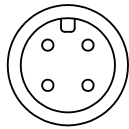
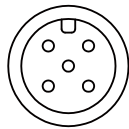
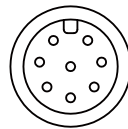
∟ M12 A (Metal) > Receptacle > Female Connector > Front Fastened

|  | |  |  |  |  |
|---|-----------------|---|---|--|---|
| Backshell: Hexagonal | | | | | |
| Type | Mounting Thread | 3 Contacts | 4 Contacts | 5 Contacts | 8 Contacts |
| PCB Pin (180°) | PG9 | 12-03PFFP-SF8001 | 12-04PFFP-SF8001 | 12-05PFFP-SF8001 | 12-08PFFP-SF8001 |
| | M16.0 | 12-03PFFP-SF8003 | 12-04PFFP-SF8003 | 12-05PFFP-SF8003 | 12-08PFFP-SF8003 |
| | | 12-03PFFP-SF8004 | 12-04PFFP-SF8004 | 12-05PFFP-SF8004 | 12-08PFFP-SF8004 |
| PCB Pin (90°) | M12 | 12-03PFFR-SF7001 | 12-04PFFR-SF7001 | 12-05PFFR-SF7001 | 12-08PFFR-SF7001 |
| | M12 (Shielded) | 12S-03PFFR-SF7001 | 12S-04PFFR-SF7001 | 12S-05PFFR-SF7001 | 12S-08PFFR-SF7001 |
| | PG9 | 12-03PFFR-SF8001 | 12-04PFFR-SF8001 | 12-05PFFR-SF8001 | - |
| | M16.0 | 12-03PFFR-SF8003 | 12-04PFFR-SF8003 | 12-05PFFR-SF8003 | - |
| Solder Pin (180°) | PG9 | 12-03PFFS-SF8001 | 12-04PFFS-SF8001 | 12-05PFFS-SF8001 | 12-08PFFS-SF8001 |
| | M16.0 | 12-03PFFS-SF8003 | 12-04PFFS-SF8003 | 12-05PFFS-SF8003 | 12-08PFFS-SF8003 |
| Wire Leads (150mm) | PG9 | 12-03PFFS-SF8B15 | 12-04PFFS-SF8B15 | 12-05PFFS-SF8B15 | 12-08PFFS-SF8B15 |
| | M16.0 | 12-03PFFS-SF8C15 | 12-04PFFS-SF8C15 | 12-05PFFS-SF8C15 | 12-08PFFS-SF8C15 |
| Wire Leads (300mm) | PG9 | 12-03PFFS-SF8B30 | 12-04PFFS-SF8B30 | 12-05PFFS-SF8B30 | 12-08PFFS-SF8B30 |
| | M16.0 | 12-03PFFS-SF8C30 | 12-04PFFS-SF8C30 | 12-05PFFS-SF8C30 | 12-08PFFS-SF8C30 |
| Wire Leads (500mm) | PG9 | 12-03PFFS-SF8B50 | 12-04PFFS-SF8B50 | 12-05PFFS-SF8B50 | 12-08PFFS-SF8B50 |
| | M16.0 | 12-03PFFS-SF8C50 | 12-04PFFS-SF8C50 | 12-05PFFS-SF8C50 | 12-08PFFS-SF8C50 |

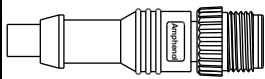
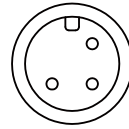
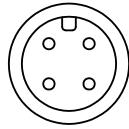
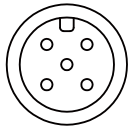
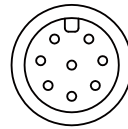
∟ M12 A (Metal) > Receptacle > Female Connector > Rear Fastened

|  | |  |  |  |  |
|---|-----------------|---|---|--|---|
| Type | Mounting Thread | 3 Contacts | 4 Contacts | 5 Contacts | 8 Contacts |
| Solder Pin (180°) | PG9 | 12-03PFFS-SH8001 | 12-04PFFS-SH8001 | 12-05PFFS-SH8001 | 12-08PFFS-SH8001 |
| | M16.0 | 12-03PFFS-SH8003 | 12-04PFFS-SH8003 | 12-05PFFS-SH8003 | 12-08PFFS-SH8003 |
| Wire Leads (150mm) | PG9 | 12-03PFFS-SH8B15 | 12-04PFFS-SH8B15 | 12-05PFFS-SH8B15 | 12-08PFFS-SH8B15 |
| Wire Leads (300mm) | PG9 | 12-03PFFS-SH8B30 | 12-04PFFS-SH8B30 | 12-05PFFS-SH8B30 | 12-08PFFS-SH8B30 |
| Wire Leads (500mm) | PG9 | 12-03PFFS-SH8B50 | 12-04PFFS-SH8B50 | 12-05PFFS-SH8B50 | 12-08PFFS-SH8B50 |

∟ **M12 A (Metal) > Overmolded with cable > Male Connector > Right Angle**

| | | | | |
|---|---|---|--|---|
|  |  |  |  |  |
| Type | 3 Contacts | 4 Contacts | 5 Contacts | 8 Contacts |
| With Strain Relief | 12-03AMMM-SR7 | 12-04AMMM-SR7 | 12-05AMMM-SR7 | 12-08AMMM-SR7 |
| Without Strain Relief | 12-03BMMM-SR7 12-03BMMM-SR8 | 12-04BMMM-SR7 12-04BMMM-SR8 | 12-05BMMM-SR7 12-05BMMM-SR8 | 12-08BMMM-SR7 12-08BMMM-SR8 |

∟ **M12 A (Metal) > Overmolded with cable > Male Connector > Straight**

| | | | | |
|--|---|---|--|---|
|  |  |  |  |  |
| Type | 3 Contacts | 4 Contacts | 5 Contacts | 8 Contacts |
| With Strain Relief | 12-03AMMM-SL7 | 12-04AMMM-SL7 | 12-05AMMM-SL7 | 12-08AMMM-SL7 |
| Without Strain Relief | 12-03BMMM-SL7 12-03BMMM-SL8 | 12-04BMMM-SL7 12-04BMMM-SL8 | 12-05BMMM-SL7 12-05BMMM-SL8 | 12-08BMMM-SL7 12-08BMMM-SL8 |
| | 12S-03BMMM-SL7 (Shielded) | 12S-04BMMM-SL7 (Shielded) | 12S-05BMMM-SL7 (Shielded) | 12S-08BMMM-SL7 (Shielded) |

| | | | | |
|------------|-----|-----|-----|-----|
| Cable Type | 1M | 3M | 5M | 10M |
| PVC | A01 | A02 | A05 | A10 |
| PU | B01 | B02 | B05 | B10 |

* Design and specification are subject to change without notice.

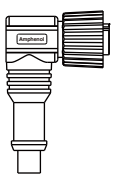
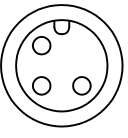
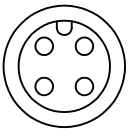
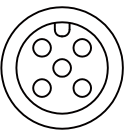
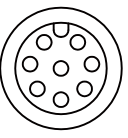
M12 A Code (Metal)

Overmolded with cable > Female Connector

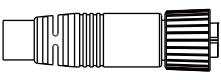
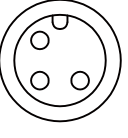
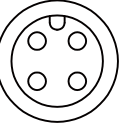


IP 67 . 68 

Receptacle | Unmated
Overmolded with Cable | Mated
Field Installable | Mated

➤ **M12 A (Metal) > Overmolded with cable > Female Connector > Right Angle**

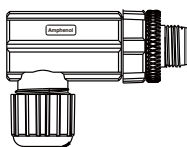
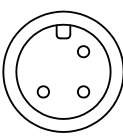
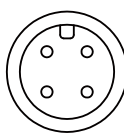
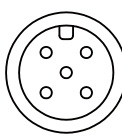
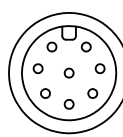
| | | | | |
|---|---|---|--|---|
|  |  |  |  |  |
| Type | 3 Contacts | 4 Contacts | 5 Contacts | 8 Contacts |
| With Strain Relief | 12-03AFFM-SR7 | 12-04AFFM-SR7 | 12-05AFFM-SR7 | 12-08AFFM-SR7 |
| Without Strain Relief | 12L-03BFFM-SR7 (With LED) | 12-04BFFM-SR8 | 12-05BFFM-SR8 | 12-08BFFM-SR8 |
| | 12-03BFFM-SR8 | | | |

➤ **M12 A (Metal) > Overmolded with cable > Female Connector > Straight**

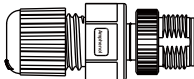
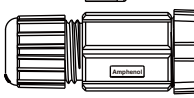
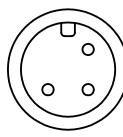
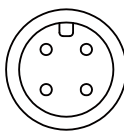
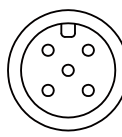
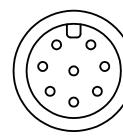
| | | | | |
|---|---|---|--|---|
|  |  |  |  |  |
| Type | 3 Contacts | 4 Contacts | 5 Contacts | 8 Contacts |
| With Strain Relief | 12-03AFFM-SL7 | 12-04AFFM-SL7 | 12-05AFFM-SL7 | 12-08AFFM-SL7 |
| Without Strain Relief | 12S-03BFFM-SL7 (Shielded) | 12S-04BFFM-SL7 (Shielded) | 12S-05BFFM-SL7 (Shielded) | 12S-08BFFM-SL7 (Shielded) |
| | 12-03BFFM-SL8 | 12-04BFFM-SL8 | 12-05BFFM-SL8 | 12-08BFFM-SL8 |

| | | | | |
|------------|-----|-----|-----|-----|
| Cable Type | 1M | 3M | 5M | 10M |
| PVC | A01 | A02 | A05 | A10 |
| PU | B01 | B02 | B05 | B10 |

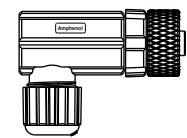
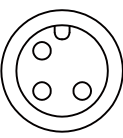
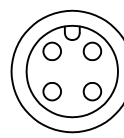
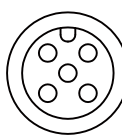
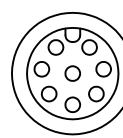
➤ M12 A (Metal) > Field Installable > Male Connector > Right Angle

|  | |  |  |  |  |
|---|--------------|---|---|--|---|
| Type | Contact Type | 3 Contacts | 4 Contacts | 5 Contacts | 8 Contacts |
| Without Strain Relief | Screw Type | 12-03BMMB-SR7001 | 12-04BMMB-SR7001 | 12-05BMMB-SR7001 | - |

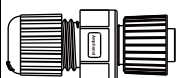
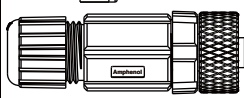
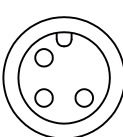
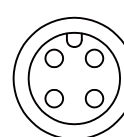

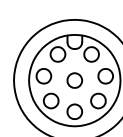
➤ M12 A (Metal) > Field Installable > Male Connector > Straight

|  Solder Type  Screw Type | |  |  |  |  |
|---|--------------|---|---|--|---|
| Type | Contact Type | 3 Contacts | 4 Contacts | 5 Contacts | 8 Contacts |
| Without Strain Relief | Solder Type | 12-03BMMA-SL8001 | 12-04BMMA-SL8001 | 12-05BMMA-SL8001 | 12-08BMMA-SL8001 |
| | Screw Type | 12-03BMMB-SL7001 | 12-04BMMB-SL7001 | 12-05BMMB-SL7001 | - |

➤ M12 A (Metal) > Field Installable > Female Connector > Right Angle

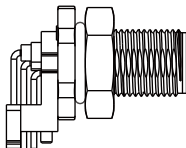
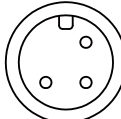
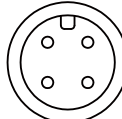
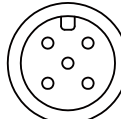
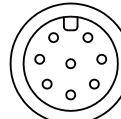
|  | |  |  |  |  |
|---|--------------|---|---|--|---|
| Type | Contact Type | 3 Contacts | 4 Contacts | 5 Contacts | 8 Contacts |
| Without Strain Relief | Screw Type | 12-03BFFB-SR7001 | 12-04BFFB-SR7001 | 12-05BFFB-SR7001 | - |

➤ M12 A (Metal) > Field Installable > Female Connector > Straight

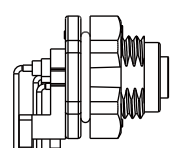
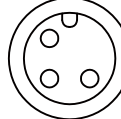
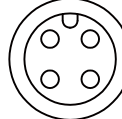


|  Solder Type  Screw Type | |  |  |  |  |
|---|--------------|---|---|--|---|
| Type | Contact Type | 3 Contacts | 4 Contacts | 5 Contacts | 8 Contacts |
| Without Strain Relief | Solder Type | 12-03BFFA-SL8001 | 12-04BFFA-SL8001 | 12-05BFFA-SL8001 | 12-08BFFA-SL8001 |
| | Screw Type | 12-03BFFB-SL7001 | 12-04BFFB-SL7001 | 12-05BFFB-SL7001 | - |

* Design and specification are subject to change without notice.

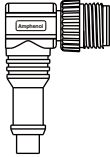
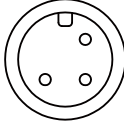
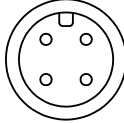
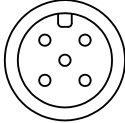
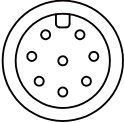
∟ M12 A (Plastic) > Receptacle > Male Connector > Front Fastened

|  | |  |  |  |  |
|---|-----------------|---|---|--|---|
| Backshell: Hexagonal | | | | | |
| Type | Mounting Thread | 3 Contacts | 4 Contacts | 5 Contacts | 8 Contacts |
| PCB Pin (90°) | M12 | 12P-03PMMR-SF8001 | 12P-04PMMR-SF8001 | 12P-05PMMR-SF8001 | - |

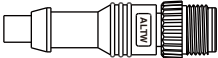
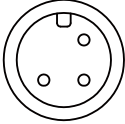
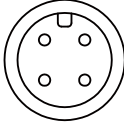
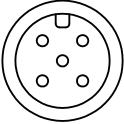
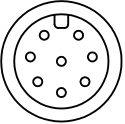
∟ M12 A (Plastic) > Receptacle > Female Connector > Front Fastened

|  | |  |  |  |  |
|---|-----------------|---|---|--|---|
| Backshell: Hexagonal | | | | | |
| Type | Mounting Thread | 3 Contacts | 4 Contacts | 5 Contacts | 8 Contacts |
| PCB Pin (180°) | M16.0 | 12P-03PFFP-SF8003 | 12P-04PFFP-SF8003 | 12P-05PFFP-SF8003 | 12P-08PFFP-SF8003 |
| PCB Pin (90°) | M16.0 | 12P-03PFFR-SF8003 | 12P-04PFFR-SF8003 | 12P-05PFFR-SF8003 | - |
| Solder Pin (180°) | M16.0 | 12P-03PFFS-SF8003 | 12P-04PFFS-SF8003 | 12P-05PFFS-SF8003 | 12P-08PFFS-SF8003 |

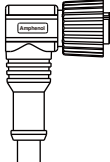
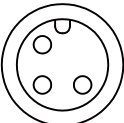
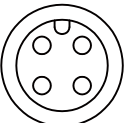
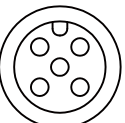

➤ **M12 A (Plastic) > Overmolded with cable > Male Connector > Right Angle**

| | | | | |
|---|---|---|--|---|
|  |  |  |  |  |
| Type | 3 Contacts | 4 Contacts | 5 Contacts | 8 Contacts |
| Without Strain Relief | 12P-03BMMM-SR8 | 12P-04BMMM-SR8 | 12P-05BMMM-SR8 | 12P-08BMMM-SR8 |

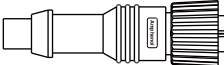
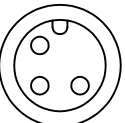
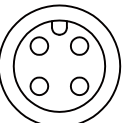
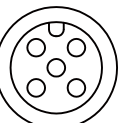
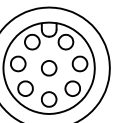
➤ **M12 A (Plastic) > Overmolded with cable > Male Connector > Straight**

| | | | | |
|---|---|---|--|---|
|  |  |  |  |  |
| Type | 3 Contacts | 4 Contacts | 5 Contacts | 8 Contacts |
| Without Strain Relief | 12P-03BMMM-SL8 | 12P-04BMMM-SL8 | 12P-05BMMM-SL8 | 12P-08BMMM-SL8 |

➤ **M12 A (Plastic) > Overmolded with cable > Female Connector > Right Angle**

| | | | | |
|---|---|---|--|---|
|  |  |  |  |  |
| Type | 3 Contacts | 4 Contacts | 5 Contacts | 8 Contacts |
| Without Strain Relief | 12P-03BFFM-SR8 | 12P-04BFFM-SR8 | 12P-05BFFM-SR8 | 12P-08BFFM-SR8 |

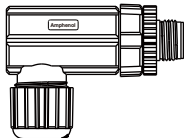
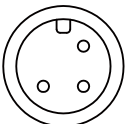
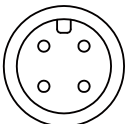
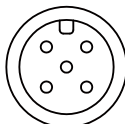
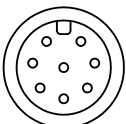
➤ **M12 A (Plastic) > Overmolded with cable > Female Connector > Straight**

| | | | | |
|---|---|---|--|---|
|  |  |  |  |  |
| Type | 3 Contacts | 4 Contacts | 5 Contacts | 8 Contacts |
| Without Strain Relief | 12P-03BFFM-SL8 | 12P-04BFFM-SL8 | 12P-05BFFM-SL8 | 12P-08BFFM-SL8 |

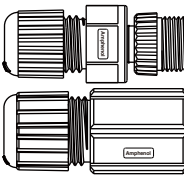
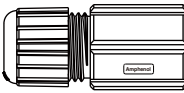
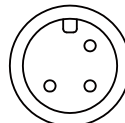
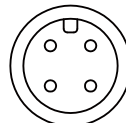
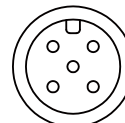
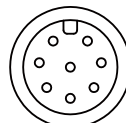
| | | | | |
|------------|-----|-----|-----|-----|
| Cable Type | 1M | 3M | 5M | 10M |
| PVC | A01 | A02 | A05 | A10 |
| PU | B01 | B02 | B05 | B10 |

* Design and specification are subject to change without notice.

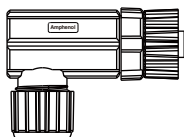
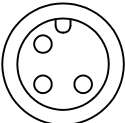
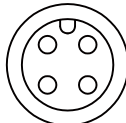
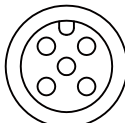
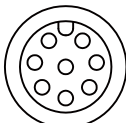
∟ M12 A (Plastic) > Field Installable > Male Connector > Right Angle

|  | |  |  |  |  |
|---|--------------|---|---|--|---|
| Type | Contact Type | 3 Contacts | 4 Contacts | 5 Contacts | 8 Contacts |
| Without Strain Relief | Solder Type | - | - | - | - |
| | Screw Type | 12P-03BMMB-SR7001 | 12P-04BMMB-SR7001 | 12P-05BMMB-SR7001 | - |

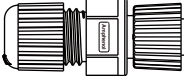
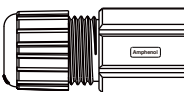
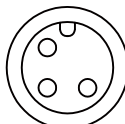
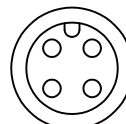
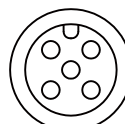
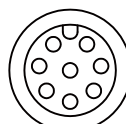
∟ M12 A (Plastic) > Field Installable > Male Connector > Straight

|  Solder Type  Screw Type | |  |  |  |  |
|---|--------------|---|---|--|---|
| Type | Contact Type | 3 Contacts | 4 Contacts | 5 Contacts | 8 Contacts |
| Without Strain Relief | Solder Type | 12P-03BMMA-SL7001 12P-03BMMA-SL8001 | 12P-04BMMA-SL7001 12P-04BMMA-SL8001 | 12P-05BMMA-SL7001 12P-05BMMA-SL8001 | 12P-08BMMA-SL8001 |
| | Screw Type | 12P-03BMMB-SL7001 | 12P-04BMMB-SL7001 | 12P-05BMMB-SL7001 | |

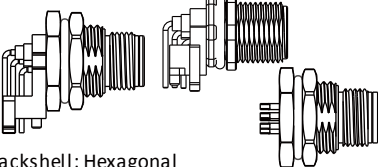
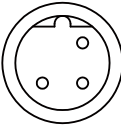
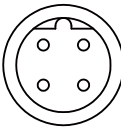
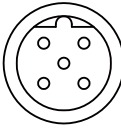
∟ M12 A (Plastic) > Field Installable > Female Connector > Right Angle

|  | |  |  |  |  |
|---|--------------|---|---|--|---|
| Type | Contact Type | 3 Contacts | 4 Contacts | 5 Contacts | 8 Contacts |
| Without Strain Relief | Solder Type | - | - | - | - |
| | Screw Type | 12P-03BFFB-SR7001 | 12P-04BFFB-SR7001 | 12P-05BFFB-SR7001 | - |

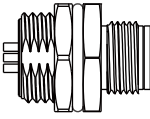
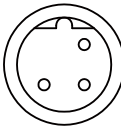
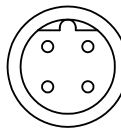
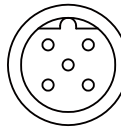
∟ M12 A (Plastic) > Field Installable > Female Connector > Straight

|  Solder Type  Screw Type | |  |  |  |  |
|---|--------------|---|---|--|---|
| Type | Contact Type | 3 Contacts | 4 Contacts | 5 Contacts | 8 Contacts |
| Without Strain Relief | Solder Type | 12P-03BFFA-SL8001 | 12P-04BFFA-SL8001 | 12P-05BFFA-SL8001 | 12P-08BFFA-SL8001 |
| | Screw Type | 12P-03BFFB-SL7001 | 12P-04BFFB-SL7001 | 12P-05BFFB-SL7001 | |

∨ **M12 B (Metal) > Receptacle > Male Connector > Front Fastened**

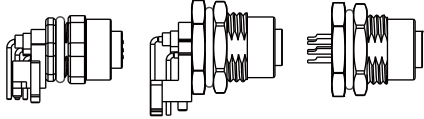
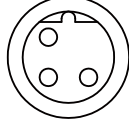
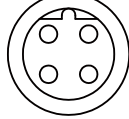

|  | |  |  |  |
|---|-----------------|---|--|---|
| Backshell: Hexagonal | | 3 Contacts | 4 Contacts | 5 Contacts |
| Type | Mounting Thread | 3 Contacts | 4 Contacts | 5 Contacts |
| PCB Pin (180°) | PG9 | 12B-03PMMP-SF8001 | 12B-04PMMP-SF8001 | 12B-05PMMP-SF8001 |
| | M16 | 12B-03PMMP-SF8003 | 12B-04PMMP-SF8003 12B-04PMMP-SF8004 | 12B-05PMMP-SF8003 12B-05PMMP-SF8004 |
| PCB Pin (90°) | M12 | - | - | SBS-05PMMR-SF7001 |
| | PG9 | 12B-03PMMR-SF8001 | 12B-04PMMR-SF8001 | 12B-05PMMR-SF8001 12B-05PMMR-SF7001 |
| | M16 | 12B-03PMMR-SF8003 | 12B-04PMMR-SF8003 | 12B-05PMMR-SF8003 |
| Solder Pin (180°) | PG9 | 12B-03PMMS-SF8001 | 12B-04PMMS-SF8001 | 12B-05PMMS-SF8001 |
| | M16 | 12B-03PMMS-SF8003 | 12B-04PMMS-SF8003 12B-04PMMS-SF8004 | 12B-05PMMS-SF8003 12B-05PMMS-SF8004 |
| Wire Leads (150mm) | PG9 | - | - | 12B-05PMMS-SF8B15 |
| | M16 | - | - | 12B-05PMMS-SF8C15 |
| Wire Leads (300mm) | PG9 | - | - | 12B-05PMMS-SF8B30 |
| | M16 | - | - | 12B-05PMMS-SF8C30 |
| Wire Leads (500mm) | PG9 | - | - | 12B-05PMMS-SF8B50 |
| | M16 | - | - | 12B-05PMMS-SF8C50 |

∨ **M12 B (Metal) > Receptacle > Male Connector > Rear Fastened**

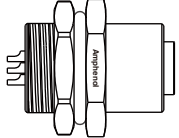
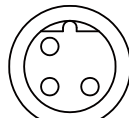
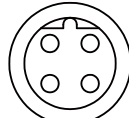

|  | |  |  |  |
|---|-----------------|---|--|---|
| Type | Mounting Thread | 3 Contacts | 4 Contacts | 5 Contacts |
| PCB Pin (180°) | PG9 | 12B-03PMMS-SH8001 | 12B-04PMMS-SH8001 | 12B-05PMMS-SH8001 |
| | M16 | 12B-03PMMS-SH8003 | 12B-04PMMS-SH8003 12B-04PMMS-SH8004 | 12B-05PMMS-SH8003 12B-05PMMS-SH8004 |
| Wire Leads (150mm) | PG9 | - | - | 12B-05PMMS-SH8B15 |
| | M16 | - | - | 12B-05PMMS-SH8C15 |
| Wire Leads (300mm) | PG9 | - | - | 12B-05PMMS-SH8B30 |
| | M16 | - | - | 12B-05PMMS-SH8C30 |
| Wire Leads (500mm) | PG9 | - | - | 12B-05PMMS-SH8B50 |
| | M16 | - | - | 12B-05PMMS-SH8C50 |

* Design and specification are subject to change without notice.


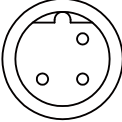
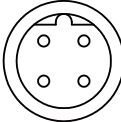
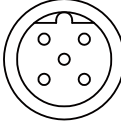
∟ **M12 B (Metal) Receptacle > Female Connector > Front Fastened**

|  | |  |  |  |
|---|-----------------|---|--|---|
| Backshell: Hexagonal | | | | |
| Type | Mounting Thread | 3 Contacts | 4 Contacts | 5 Contacts |
| PCB Pin (180°) | PG9 | 12B-03PFFP-SF8001 | 12B-04PFFP-SF8001 | 12B-05PFFP-SF8001 |
| | M16 | 12B-03PFFP-SF8003 | 12B-04PFFP-SF8003 12B-04PFFP-SF8004 12B-04PFFP-SF8005 | 12B-05PFFP-SF8003 12B-05PFFP-SF8004 12B-05PFFP-SF8005 |
| PCB Pin (90°) | M12 | - | - | SBS-05PFFR-SF7001 |
| | PG9 | 12B-03PFFR-SF8001 | 12B-04PFFR-SF8001 | 12B-05PFFR-SF8001 12B-05PFFR-SF7001 |
| | M16 | 12B-03PFFR-SF8003 | 12B-04PFFR-SF8003 | 12B-05PFFR-SF8003 |
| Solder Pin (180°) | PG9 | 12B-03PFFS-SF8001 | 12B-04PFFS-SF8001 | 12B-05PFFS-SF8001 |
| | M16 | 12B-03PFFS-SF8003 | 12B-04PFFS-SF8003 12B-04PFFS-SF8004 | 12B-05PFFS-SF8003 12B-05PFFS-SF8004 |
| Wire Leads (150mm) | PG9 | - | - | 12B-05PFFS-SF8B15 |
| | M16 | - | - | 12B-05PFFS-SF8C15 |
| Wire Leads (300mm) | PG9 | - | - | 12B-05PFFS-SF8B30 |
| | M16 | - | - | 12B-05PFFS-SF8C30 |
| Wire Leads (500mm) | PG9 | - | - | 12B-05PFFS-SF8B50 |
| | M16 | - | - | 12B-05PFFS-SF8C50 |

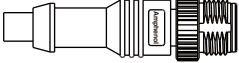
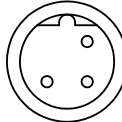
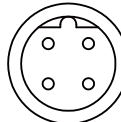
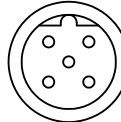
∟ **M12 B (Metal) > Receptacle > Female Connector > Rear Fastened**

|  | |  |  |  |
|---|-----------------|---|--|---|
| Type | Mounting Thread | 3 Contacts | 4 Contacts | 5 Contacts |
| PCB Pin (180°) | PG9 | 12B-03PFFS-SH8001 | 12B-04PFFS-SH8001 | 12B-05PFFS-SH8001 |
| | M16 | 12B-03PFFS-SH8003 | 12B-04PFFS-SH8003 12B-04PFFS-SH8004 | 12B-05PFFS-SH8003 12B-05PFFS-SH8004 |
| Wire Leads (150mm) | PG9 | - | - | 12B-05PFFS-SH8B15 |
| Wire Leads (300mm) | PG9 | - | - | 12B-05PFFS-SH8B30 |
| Wire Leads (500mm) | PG9 | - | - | 12B-05PFFS-SH8B50 |

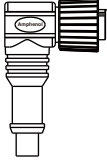
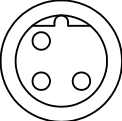
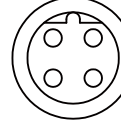

∟ **M12 B (Metal) > Overmolded with cable > Male Connector > Right Angle**

| | | | |
|---|---|---|--|
|  |  |  |  |
| Type | 3 Contacts | 4 Contacts | 5 Contacts |
| Without Strain Relief | 12B-03BMMM-SR8 | 12B-04BMMM-SR8 | 12B-05BMMM-SR8 |

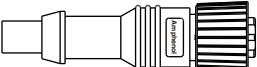
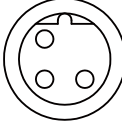


∟ **M12 B (Metal) > Overmolded with cable > Male Connector > Straight**

| | | | |
|---|---|---|--|
|  |  |  |  |
| Type | 3 Contacts | 4 Contacts | 5 Contacts |
| Without Strain Relief | 12B-03BMMM-SL8 | 12B-04BMMM-SL8 | 12B-05BMMM-SL8 |

∟ **M12 B (Metal) > Overmolded with cable > Female Connector > Right Angle**

| | | | |
|---|---|---|--|
|  |  |  |  |
| Type | 3 Contacts | 4 Contacts | 5 Contacts |
| Without Strain Relief | 12B-03BFFM-SR8 | 12B-04BFFM-SR8 | 12B-05BFFM-SR8 |

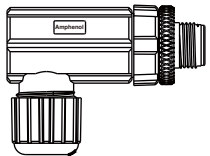
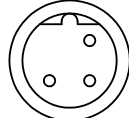
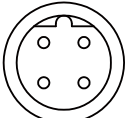
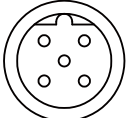
∟ **MM12 B (Metal) > Overmolded with cable > Female Connector > Straight**

| | | | |
|--|---|---|--|
|  |  |  |  |
| Type | 3 Contacts | 4 Contacts | 5 Contacts |
| Without Strain Relief | 12B-03BFFM-SL8 | 12B-04BFFM-SL8 | 12B-05BFFM-SL8 |

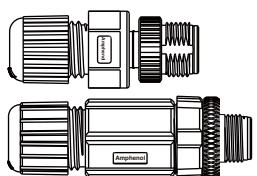

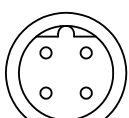
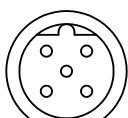
| Cable Type | 1M | 3M | 5M | 10M |
|------------|-----|-----|-----|-----|
| PVC | A01 | A02 | A05 | A10 |
| PU | B01 | B02 | B05 | B10 |

* Design and specification are subject to change without notice.

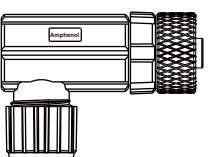
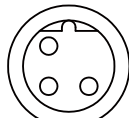
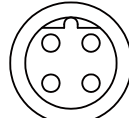

∟ **M12 B (Metal) > Field Installable > Male Connector > Right Angle**

|  | |  |  |  |
|---|--------------|---|--|---|
| Type | Contact Type | 3 Contacts | 4 Contacts | 5 Contacts |
| Without Strain Relief | Screw Type | 12B-03BMMB-SR7001 | 12B-04BMMB-SR7001 | 12B-05BMMB-SR7001 |

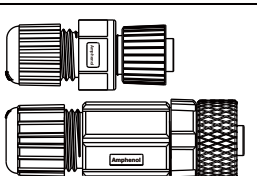



∟ **M12 B (Metal) > Field Installable > Male Connector > Straight**

|  | |  |  |  |
|---|--------------|---|--|---|
| Solder Type | | | | |
| Screw Type | | | | |
| Type | Contact Type | 3 Contacts | 4 Contacts | 5 Contacts |
| Without Strain Relief | Solder Type | 12B-03BMMA-SL8001 | 12B-04BMMA-SL8001 | 12B-05BMMA-SL8001 |
| | Screw Type | 12B-03BMMB-SL7001 | 12B-04BMMB-SL7001 | 12B-05BMMB-SL7001 |

∟ **M12 B (Metal) > Field Installable > Female Connector > Right Angle**

|  | |  |  |  |
|---|--------------|---|--|---|
| Type | Contact Type | 3 Contacts | 4 Contacts | 5 Contacts |
| Without Strain Relief | Screw Type | 12B-03BFFB-SR7001 | 12B-04BFFB-SR7001 | 12B-05BFFB-SR7001 |

∟ **M12 B (Metal) > Field Installable > Female Connector > Straight**

|  | |  |  |  |
|---|--------------|---|--|---|
| Solder Type | | | | |
| Screw Type | | | | |
| Type | Contact Type | 3 Contacts | 4 Contacts | 5 Contacts |
| Without Strain Relief | Solder Type | 12B-03BFFA-SL8001 | 12B-04BFFA-SL8001 | 12B-05BFFA-SL8001 |
| | Screw Type | 12B-03BFFB-SL7001 | 12B-04BFFB-SL7001 | 12B-05BFFB-SL7001 |

∟ **M12 B (Plastic) > Receptacle > Male Connector > Front Fastened**

| | | | | |
|----------------------|-----------------|------------|------------|-------------------|
| | | | | |
| Backshell: Hexagonal | | | | |
| Type | Mounting Thread | 3 Contacts | 4 Contacts | 5 Contacts |
| PCB Pin (90°) | M12 | - | - | SBP-05PMMR-SF8001 |

∟ **M12 B (Plastic) > Receptacle > Female Connector > Front Fastened**

| | | | | |
|----------------------|-----------------|------------|------------|-------------------|
| | | | | |
| Backshell: Hexagonal | | | | |
| Type | Mounting Thread | 3 Contacts | 4 Contacts | 5 Contacts |
| PCB Pin (90°) | M12 | - | - | SBP-05PFFR-SF8001 |

∟ **M12 B (Plastic) > Overmolded with cable > Male Connector > Right Angle**

| | | | |
|-----------------------|----------------|----------------|----------------|
| | | | |
| Type | 3 Contacts | 4 Contacts | 5 Contacts |
| Without Strain Relief | SBP-03BMMM-SR8 | SBP-04BMMM-SR8 | SBP-05BMMM-SR8 |

∟ **M12 B (Plastic) > Overmolded with cable > Male Connector > Straight**

| | | | |
|-----------------------|----------------|----------------|----------------|
| | | | |
| Type | 3 Contacts | 4 Contacts | 5 Contacts |
| Without Strain Relief | SBP-03BMMM-SL8 | SBP-04BMMM-SL8 | SBP-05BMMM-SL8 |

| Cable Type | 1M | 3M | 5M | 10M |
|------------|-----|-----|-----|-----|
| PVC | A01 | A02 | A05 | A10 |
| PU | B01 | B02 | B05 | B10 |

* Design and specification are subject to change without notice.

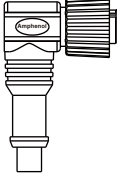
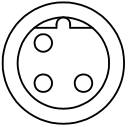
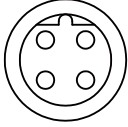
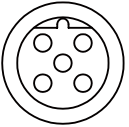
M12 B Code (Plastic)

Overmolded with cable > Female Connector
 Field Installable > Male Connector

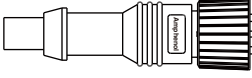
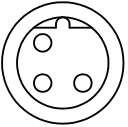
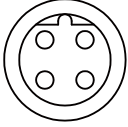
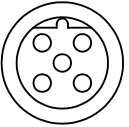
IP 67 . 68 9

Receptacle | Unmated
 Overmolded with Cable | Mated
 Field Installable | Mated

∟ **M12 B (Plastic) > Overmolded with cable > Female Connector > Right Angle**

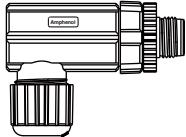
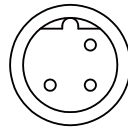
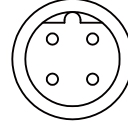
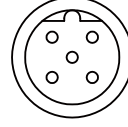
| | | | |
|---|---|---|--|
|  |  |  |  |
| Type | 3 Contacts | 4 Contacts | 5 Contacts |
| Without Strain Relief | SBP-03BFFM-SR8 | SBP-04BFFM-SR8 | SBP-05BFFM-SR8 |

∟ **M12 B (Plastic) > Overmolded with cable > Female Connector > Straight**

| | | | |
|--|---|---|--|
|  |  |  |  |
| Type | 3 Contacts | 4 Contacts | 5 Contacts |
| Without Strain Relief | SBP-03BFFM-SL8 | SBP-04BFFM-SL8 | SBP-05BFFM-SL8 |

| | | | | |
|------------|-----|-----|-----|-----|
| Cable Type | 1M | 3M | 5M | 10M |
| PVC | A01 | A02 | A05 | A10 |
| PU | B01 | B02 | B05 | B10 |

∟ **M12 B (Plastic) > Field Installable > Male Connector > Right Angle**

| | | | | |
|---|---|--|---|-------------------|
|  |  |  |  | |
| Type | Contact Type | 3 Contacts | 4 Contacts | 5 Contacts |
| Without Strain Relief | Screw Type | SBP-03BMMB-SR7001 | SBP-04BMMB-SR7001 | SBP-05BMMB-SR7001 |

∨ **M12 B (Plastic) > Field Installable > Male Connector > Straight**

| | | Solder Type | | | |
|-----------------------|--------------|--------------------|--------------------|--------------------|--|
| | | Screw Type | | | |
| Type | Contact Type | 3 Contacts | 4 Contacts | 5 Contacts | |
| Without Strain Relief | Solder Type | SBP-03BMMA-SL800 1 | SBP-04BMMA-SL800 1 | SBP-05BMMA-SL800 1 | |
| | Screw Type | SBP-03BMMB-SL700 1 | SBP-04BMMB-SL700 1 | SBP-05BMMB-SL700 1 | |

∨ **M12 B (Plastic) > Field Installable > Female Connector > Right Angle**

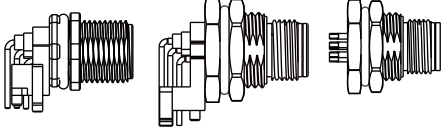
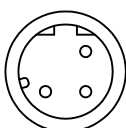
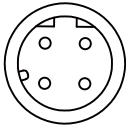
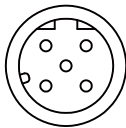
| | | Solder Type | | | |
|-----------------------|--------------|--------------------|--------------------|--------------------|--|
| | | Screw Type | | | |
| Type | Contact Type | 3 Contacts | 4 Contacts | 5 Contacts | |
| Without Strain Relief | Screw Type | SBP-03BFFB-SR700 1 | SBP-04BFFB-SR700 1 | SBP-05BFFB-SR700 1 | |

∨ **M12 B (Plastic) > Field Installable > Female Connector > Straight**

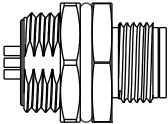
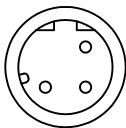
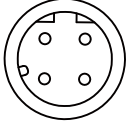
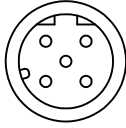
| | | Solder Type | | | |
|-----------------------|--------------|--------------------|--------------------|--------------------|--|
| | | Screw Type | | | |
| Type | Contact Type | 3 Contacts | 4 Contacts | 5 Contacts | |
| Without Strain Relief | Solder Type | SBP-03BFFA-SL800 1 | SBP-04BFFA-SL800 1 | SBP-05BFFA-SL800 1 | |
| | Screw Type | SBP-03BFFB-SL700 1 | SBP-04BFFB-SL700 1 | SBP-05BFFB-SL700 1 | |

* Design and specification are subject to change without notice.

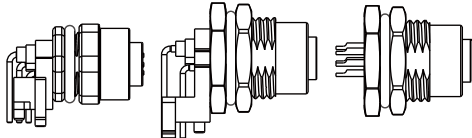
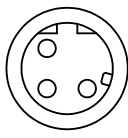
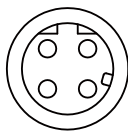
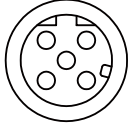
∟ M12 D (Metal) > Receptacle > Male Connector > Front Fastened

|  | |  |  |  |
|---|-----------------|---|--|---|
| Backshell: Hexagonal | | | | |
| Type | Mounting Thread | 3 Contacts | 4 Contacts | 5 Contacts |
| PCB Pin (180°) | PG9 | - | 12D-04PMMP-SF8001 | 12D-05PMMP-SF8001 |
| | M16.0 | - | 12D-04PMMP-SF8003 12D-04PMMP-SF8004 | 12D-05PMMP-SF8003 12D-05PMMP-SF8004 |
| PCB Pin (90°) | PG9 | - | 12D-04PMMR-SF7001 12D-04PMMR-SF8001 | - |
| | M12 | - | 12D-04PMMR-SF7007 | - |
| | M12 (Shielded) | - | SDS-04PMMR-SF7007 | - |
| Solder Pin (180°) | PG9 | 12D-03PMMS-SF8001 | 12D-04PMMS-SF8001 | 12D-05PMMS-SF8001 |
| | M16.0 | - | 12D-04PMMS-SF8003 12D-04PMMS-SF8004 | 12D-05PMMS-SF8003 12D-05PMMS-SF8004 |
| Wire Leads (150mm) | PG9 | - | 12D-04PMMS-SF8B15 | - |
| | M16.0 | - | 12D-04PMMS-SF8C15 | - |
| Wire Leads (300mm) | PG9 | - | 12D-04PMMS-SF8B30 | - |
| | M16.0 | - | 12D-04PMMS-SF8C30 | - |
| Wire Leads (500mm) | PG9 | - | 12D-04PMMS-SF8B50 | - |
| | M16.0 | - | 12D-04PMMS-SF8C50 | - |

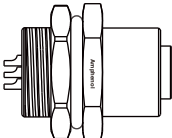
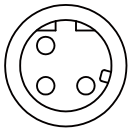
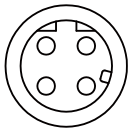
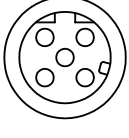
∟ M12 D (Metal) > Receptacle > Male Connector > Rear Fastened

|  | |  |  |  |
|---|-----------------|---|--|---|
| Type | Mounting Thread | 3 Contacts | 4 Contacts | 5 Contacts |
| Solder Pin (180°) | PG9 | 12D-03PMMS-SH8001 | 12D-04PMMS-SH8001 | 12D-05PMMS-SH8001 |
| | M16.0 | - | 12D-04PMMS-SH8003 12D-04PMMS-SH8004 | 12D-05PMMS-SH8003 12D-04PMMS-SH8004 |
| Wire Leads (150mm) | PG9 | - | 12D-04PMMS-SH8B15 | - |
| | M16.0 | - | 12D-04PMMS-SH8C15 | - |
| Wire Leads (300mm) | PG9 | - | 12D-04PMMS-SH8B30 | - |
| | M16.0 | - | 12D-04PMMS-SH8C30 | - |
| Wire Leads (500mm) | PG9 | - | 12D-04PMMS-SH8B50 | - |
| | M16.0 | - | 12D-04PMMS-SH8C50 | - |

∟ **M12 D (Metal) > Receptacle > Female Connector > Front Fastened**

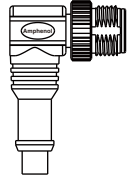
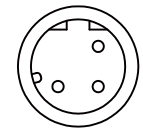
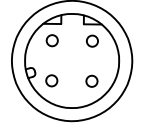
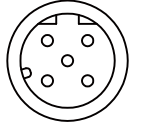
|  | |  |  |  |
|--|-----------------|---|--|---|
| Backshell: Hexagonal | | | | |
| Type | Mounting Thread | 3 Contacts | 4 Contacts | 5 Contacts |
| PCB Pin (180°) | PG9 | 12D-03PFFP-SF8001 | 12D-04PFFP-SF8001 | 12D-05PFFP-SF8001 |
| | M16.0 | - | 12D-04PFFP-SF8003 12D-04PFFP-SF8004 12D-04PFFP-SF8005 | 12D-05PFFP-SF8003 12D-05PFFP-SF8004 12D-05PFFP-SF8005 |
| PCB Pin (90°) | PG9 | 12D-03PFFR-SF8001 | 12D-04PFFR-SF7001 12D-04PFFR-SF8001 | 12D-05PFFR-SF8001 |
| | M16.0 | 12D-03PFFR-SF8003 | 12D-04PFFR-SF8003 | 12D-05PFFR-SF8003 |
| | M12 | - | 12D-04PFFR-SF7007 | - |
| | M12 (Shielded) | | SDS-04PFFR-SF7007 | |
| Solder Pin (180°) | PG9 | 12D-03PFFS-SF8001 | 12D-04PFFS-SF8001 | 12D-05PFFS-SF8001 |
| | M16.0 | 12D-03PFFS-SF8003 | 12D-04PFFS-SF8003 12D-04PFFS-SF8004 | 12D-05PFFS-SF8003 12D-05PFFS-SF8004 |
| Wire Leads (150mm) | PG9 | - | 12D-04PFFS-SF8B15 | - |
| | M16.0 | - | 12D-04PFFS-SF8C15 | - |
| Wire Leads (300mm) | PG9 | - | 12D-04PFFS-SF8B30 | - |
| | M16.0 | - | 12D-04PFFS-SF8C30 | - |
| Wire Leads (500mm) | PG9 | - | 12D-04PFFS-SF8B50 | - |
| | M16.0 | - | 12D-04PFFS-SF8C50 | - |

∟ **M12 D (Metal) > Receptacle > Female Connector > Rear Fastened**

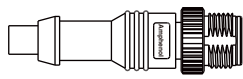
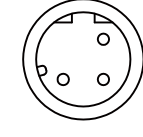
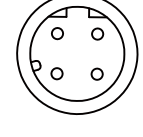
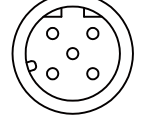
|  | |  |  |  |
|---|-----------------|---|--|---|
| Type | Mounting Thread | 3 Contacts | 4 Contacts | 5 Contacts |
| Solder Pin (180°) | PG9 | 12D-03PFFS-SH8001 | 12D-04PFFS-SH8001 | 12D-05PFFS-SH8001 |
| | M16.0 | 12D-03PFFS-SH8003 | 12D-04PFFS-SH8003 12D-04PFFS-SH8004 | 12D-05PFFS-SH8003 12D-05PFFS-SH8004 |
| Wire Leads (150mm) | PG9 | - | 12D-04PFFS-SH8B15 | - |
| Wire Leads (300mm) | PG9 | - | 12D-04PFFS-SH8B30 | - |
| Wire Leads (500mm) | PG9 | - | 12D-04PFFS-SH8B50 | - |

* Design and specification are subject to change without notice.

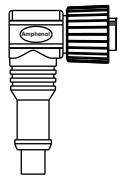
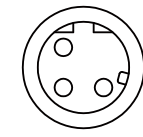
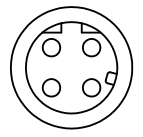
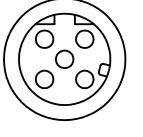
➤ **M12 D (Metal) > Overmolded with cable > Male Connector > Right Angle**

| | | | |
|---|---|---|--|
|  |  |  |  |
| Type | 3 Contacts | 4 Contacts | 5 Contacts |
| Without Strain Relief | 12D-03BMMM-SR8 | 12D-04BMMM-SR8 | 12D-05BMMM-SR8 |

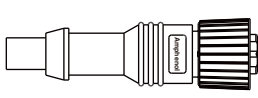
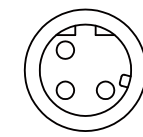
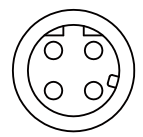
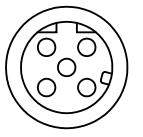
➤ **M12 D (Metal) > Overmolded with cable > Male Connector > Straight**

| | | | |
|--|---|---|--|
|  |  |  |  |
| Type | 3 Contacts | 4 Contacts | 5 Contacts |
| Without Strain Relief | 12D-03BMMM-SL8 | 12D-04BMMM-SL8 | 12D-05BMMM-SL8 |

➤ **M12 D (Metal) > Overmolded with cable > Female Connector > Right Angle**

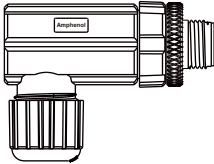
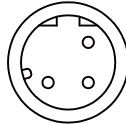
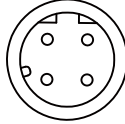
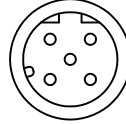
| | | | |
|--|---|---|--|
|  |  |  |  |
| Type | 3 Contacts | 4 Contacts | 5 Contacts |
| Without Strain Relief | 12D-03BFFM-SR8 | 12D-04BFFM-SR8 | 12D-05BFFM-SR8 |

➤ **M12 D (Metal) > Overmolded with cable > Female Connector > Straight**

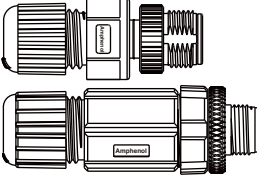
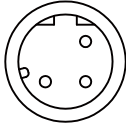
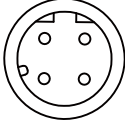
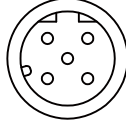
| | | | |
|--|---|---|--|
|  |  |  |  |
| Type | 3 Contacts | 4 Contacts | 5 Contacts |
| Without Strain Relief | 12D-03BFFM-SL8 | 12D-04BFFM-SL8 | 12D-05BFFM-SL8 |

| | | | | |
|------------|-----|-----|-----|-----|
| Cable Type | 1M | 3M | 5M | 10M |
| PVC | A01 | A02 | A05 | A10 |
| PU | B01 | B02 | B05 | B10 |

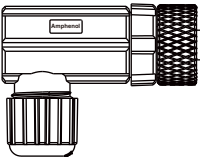
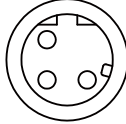
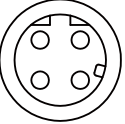

∟ **M12 D (Metal) > Field Installable > Male Connector > Right Angle**

| | | | | |
|---|--------------|---|--|---|
|  | |  |  |  |
| Type | Contact Type | 3 Contacts | 4 Contacts | 5 Contacts |
| Without Strain Relief | Screw Type | 12D-03BMMB-SR7001 | 12D-04BMMB-SR7001 | 12D-05BMMB-SR7001 |

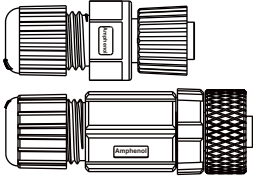
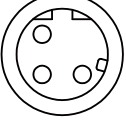
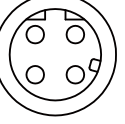
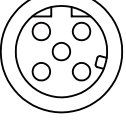
∟ **M12 D (Metal) > Field Installable > Male Connector > Straight**

| | | | | |
|---|--------------|---|--|---|
|  | |  |  |  |
| | Solder Type | | | |
| | Screw Type | | | |
| Type | Contact Type | 3 Contacts | 4 Contacts | 5 Contacts |
| Without Strain Relief | Solder Type | 12D-03BMMA-SL8001 | 12D-04BMMA-SL8001 | 12D-05BMMA-SL8001 |
| | Screw Type | 12D-03BMMB-SL7001 | 12D-04BMMB-SL7001 | 12D-05BMMB-SL7001 |

∟ **M12 D (Metal) > Field Installable > Female Connector > Right Angle**

| | | | | |
|---|--------------|---|--|---|
|  | |  |  |  |
| Type | Contact Type | 3 Contacts | 4 Contacts | 5 Contacts |
| Without Strain Relief | Screw Type | 12D-03BFFB-SR7001 | 12D-04BFFB-SR7001 | 12D-05BFFB-SR7001 |

∟ **M12 D (Metal) > Field Installable > Female Connector > Straight**

| | | | | |
|---|--------------|---|--|---|
|  | |  |  |  |
| | Solder Type | | | |
| | Screw Type | | | |
| Type | Contact Type | 3 Contacts | 4 Contacts | 5 Contacts |
| Without Strain Relief | Solder Type | 12D-03BFFA-SL8001 | 12D-04BFFA-SL8001 | 12D-05BFFA-SL8001 |
| | Screw Type | 12D-03BFFB-SL7001 | 12D-04BFFB-SL7001 | 12D-05BFFB-SL7001 |

* Design and specification are subject to change without notice.

M12 D Code (Plastic)

Receptacle > Male / Female Connector
Overmolded with cable > Male Connector

IP 67 . 68 **9**

Receptacle | Unmated
Overmolded with Cable | Mated
Field Installable | Mated

∟ M12 D (Plastic) > Receptacle > Male Connector > Front Fastened

| | | | | |
|----------------------|-----------------|------------|-------------------|------------|
| | | | | |
| Backshell: Hexagonal | | | | |
| Type | Mounting Thread | 3 Contacts | 4 Contacts | 5 Contacts |
| PCB Pin (90°) | M12 | - | SDP-04PMMR-SF8001 | - |

∟ M12 D (Plastic) > Receptacle > Female Connector > Front Fastened

| | | | | |
|----------------------|-----------------|------------|-------------------|------------|
| | | | | |
| Backshell: Hexagonal | | | | |
| Type | Mounting Thread | 3 Contacts | 4 Contacts | 5 Contacts |
| PCB Pin (90°) | M12 | - | SDP-04PFFR-SF8001 | - |

∟ M12 D (Plastic) > Overmolded with cable > Male Connector > Right Angle

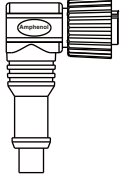
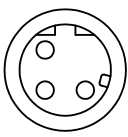
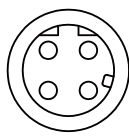
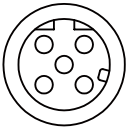
| | | | |
|-----------------------|----------------|----------------|----------------|
| | | | |
| Type | 3 Contacts | 4 Contacts | 5 Contacts |
| Without Strain Relief | SDP-03BMMM-SR8 | SDP-04BMMM-SR8 | SDP-05BMMM-SR8 |

∟ M12 D (Plastic) > Overmolded with cable > Male Connector > Straight

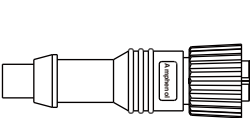
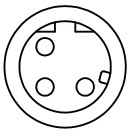
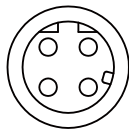
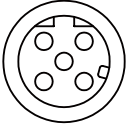
| | | | |
|-----------------------|----------------|----------------|----------------|
| | | | |
| Type | 3 Contacts | 4 Contacts | 5 Contacts |
| Without Strain Relief | SDP-03BMMM-SL8 | SDP-04BMMM-SL8 | SDP-05BMMM-SL8 |

| Cable Type | 1M | 3M | 5M | 10M |
|------------|-----|-----|-----|-----|
| PVC | A01 | A02 | A05 | A10 |
| PU | B01 | B02 | B05 | B10 |

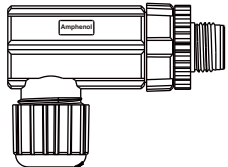
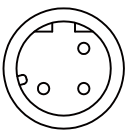
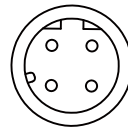
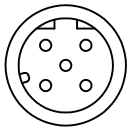
∨ **M12 D (Plastic) > Overmolded with cable > Female Connector > Right Angle**

| | | | |
|---|---|---|--|
|  |  |  |  |
| Type | 3 Contacts | 4 Contacts | 5 Contacts |
| Without Strain Relief | SDP-03BFFM-SR8 | SDP-04BFFM-SR8 | SDP-05BFFM-SR8 |

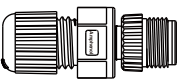
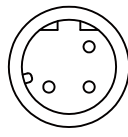
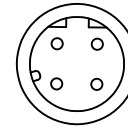
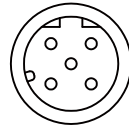
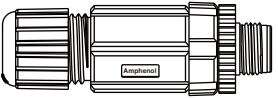
∨ **M12 D (Plastic) > Overmolded with cable > Female Connector > Straight**

| | | | |
|--|---|---|--|
|  |  |  |  |
| Type | 3 Contacts | 4 Contacts | 5 Contacts |
| Without Strain Relief | SDP-03BFFM-SL8 | SDP-04BFFM-SL8 | SDP-05BFFM-SL8 |

∨ **M12 D (Plastic) > Field Installable > Male Connector > Right Angle**

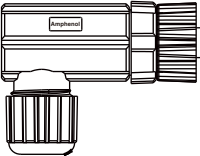
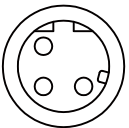
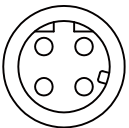
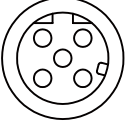
| | | | | |
|--|---|--|---|--------------------|
|  |  |  |  | |
| Type | Contact Type | 3 Contacts | 4 Contacts | 5 Contacts |
| Without Strain Relief | Screw Type | SDP-03BMMB-SR700 1 | SDP-04BMMB-SR700 1 | SDP-05BMMB-SR700 1 |

∨ **M12 D (Plastic) > Field Installable > Male Connector > Straight**

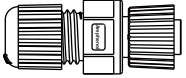

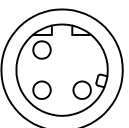
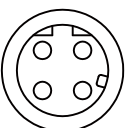
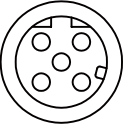
| | | | | |
|---|--------------|---|--|---|
|  | Solder Type |  |  |  |
|  | Screw Type | | | |
| Type | Contact Type | 3 Contacts | 4 Contacts | 5 Contacts |
| Without Strain Relief | Solder Type | SDP-03BMMA-SL800 1 | SDP-04BMMA-SL800 1 | SDP-05BMMA-SL800 1 |
| | Screw Type | SDP-03BMMB-SL700 1 | SDP-04BMMB-SL700 1 | SDP-05BMMB-SL700 1 |

* Design and specification are subject to change without notice.

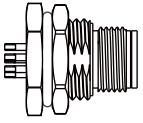
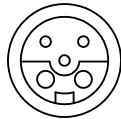
∨ M12 D (Plastic) > Field Installable > Female Connector > Right Angle

| | | | | |
|---|--------------|---|--|---|
|  | |  |  |  |
| Type | Contact Type | 3 Contacts | 4 Contacts | 5 Contacts |
| Without Strain Relief | Screw Type | SDP-03BFFB-SR7001 | SDP-04BFFB-SR7001 | SDP-05BFFB-SR7001 |

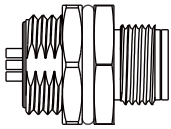

∨ M12 D (Plastic) > Field Installable > Female Connector > Straight

| | | | | |
|---|--------------|---|--|---|
|  Solder Type  Screw Type | |  |  |  |
| Type | Contact Type | 3 Contacts | 4 Contacts | 5 Contacts |
| Without Strain Relief | Solder Type | SDP-03BFFA-SL8001 | SDP-04BFFA-SL8001 | SDP-05BFFA-SL8001 |
| | Screw Type | SDP-03BFFB-SL7001 | SDP-04BFFB-SL7001 | SDP-05BFFB-SL7001 |

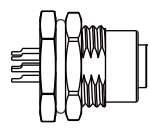

∟ **M12 I (Metal) > Receptacle > Male Connector (Housing) > Front Fastened (Male+Female Contact)**

|  | |  |
|---|-----------------|---|
| Backshell: Hexagonal | | |
| Type | Mounting Thread | 5 Contacts |
| PCB Pin (180°) | PG9 | 12-05PMIP-SF8001 |
| | M16.0 | 12-05PMIP-SF8003 12-05PMIP-SF8004 |
| PCB Pin (90°) | PG9 | 12-05PMIR-SF8001 |
| | M16.0 | 12-05PMIR-SF8003 |
| Solder Pin (180°) | PG9 | 12-05PMIS-SF8001 |
| | M16.0 | 12-05PMIS-SF8003 12-05PMIS-SF8004 |

∟ **M12 I (Metal) > Receptacle > Male Connector (Housing) > Rear Fastened (Male+Female Contact)**

|  | |  |
|--|-----------------|--|
| Type | Mounting Thread | 5 Contacts |
| Solder Pin (180°) | PG9 | 12-05PMIS-SH8001 |
| | M16.0 | 12-05PMIS-SH8003 12-05PMIS-SH8004 |

∟ **M12 I (Metal) > Receptacle > Female Connector (Housing) > Front Fastened (Male+Female Contact)**

|  | |  |
|---|-----------------|---|
| Backshell: Hexagonal | | |
| Type | Mounting Thread | 5 Contacts |
| PCB Pin (180°) | PG9 | 12-05PFIP-SF8001 |
| | M16.0 | 12-05PFIP-SF8003 12-05PFIP-SF8004 |
| PCB Pin (90°) | PG9 | 12-05PFIR-SF8001 |
| | M16.0 | 12-05PFIR-SF8003 |
| Solder Pin (180°) | PG9 | 12-05PFIS-SF8001 |
| | M16.0 | 12-05PFIS-SF8003 12-05PFIS-SF8004 |

* Design and specification are subject to change without notice.

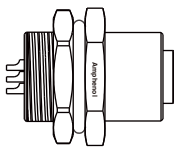
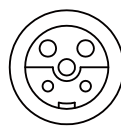
M12 I Style (Metal)

Receptacle > Female / Male Connector (Housing)
 Overmolded with cable > Male Connector (Housing)

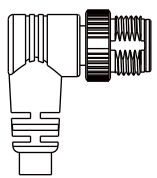

IP 67 . 68 9

Receptacle | Unmated
 Overmolded with Cable | Mated
 Field Installable | Mated

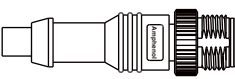
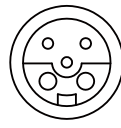
∟ **M12 I (Metal) > Receptacle > Female Connector (Housing) > Rear Fastened (Male+Female Contact)**

| | | |
|---|-----------------|---|
|  | |  |
| Type | Mounting Thread | 5 Contacts |
| Solder Pin (180°) | PG9 | 12-05PFIS-SH8001 |
| | M16.0 | 12-05PFIS-SH8003 12-05PFIS-SH8004 |

∟ **M12 I (Metal) > Overmolded with cable > Male Connector (Housing) > Right Angle (Male+Female Contact)**

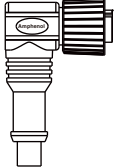

| | | |
|---|---------------|---|
|  | |  |
| Type | 5 Contacts | |
| With Strain Relief | 12-05AMIM-SR7 | |
| Without Strain Relief | 12-05BMIM-SR8 | |

∟ **M12 I (Metal) > Overmolded with cable > Male Connector (Housing) > Straight (Male+Female Contact)**



| | | |
|---|---------------|---|
|  | |  |
| Type | 5 Contacts | |
| With Strain Relief | 12-05AMIM-SL7 | |
| Without Strain Relief | 12-05BMIM-SL8 | |

| | | | | |
|------------|-----|-----|-----|-----|
| Cable Type | 1M | 3M | 5M | 10M |
| PVC | A01 | A02 | A05 | A10 |
| PU | B01 | B02 | B05 | B10 |

∟ **M12 I (Metal) > Overmolded with cable > Female Connector (Housing) > Right Angle (Male+Female Contact)**

| | |
|---|---|
|  |  |
| Type | 5 Contacts |
| With Strain Relief | 12-05AFIM-SR7 |
| Without Strain Relief | 12-05BFIM-SR8 |

∟ **M12 I (Metal) > Overmolded with cable > Female Connector (Housing) > Straight**

| | |
|---|---|
|  |  |
| Type | 5 Contacts |
| With Strain Relief | 12-05AFIM-SL7 |
| Without Strain Relief | 12-05BFIM-SL8 |

| Cable Type | 1M | 3M | 5M | 10M |
|------------|-----|-----|-----|-----|
| PVC | A01 | A02 | A05 | A10 |
| PU | B01 | B02 | B05 | B10 |

* Design and specification are subject to change without notice.

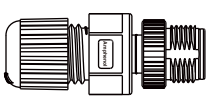

M12 I Style (Metal)

Field Installable > Female / Male Connector (Housing)

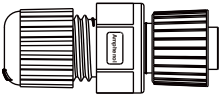

IP 67 . 68 

Receptacle | Unmated
Overmolded with Cable | Mated
Field Installable | Mated

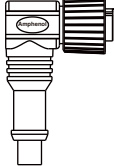
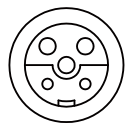
∟ **M12 I (Metal) > Field Installable>Male Connector (Housing) > Straight (Male+Female Contact)**

| | | |
|---|--------------|---|
|  | |  |
| Type | Contact Type | 5 Contacts |
| Without Strain Relief | Solder Type | 12P-05BMIA-SL8001 |

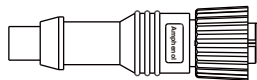
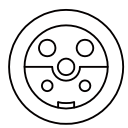
∟ **M12 I (Plastic) > Field Installable > Female Connector (Housing) > Straight (Male+Female Contact)**

| | | |
|---|--------------|---|
|  | |  |
| Type | Contact Type | 5 Contacts |
| Without Strain Relief | Solder Type | 12P-05BFIA-SL8001 |

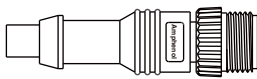

∟ **M12 I (Plastic) > Overmolded with cable > Female Connector (Housing) > Right Angle (Male+Female Contact)**

| | |
|---|---|
|  |  |
| Type | 5 Contacts |
| Without Strain Relief | 12P-05BFIM-SR8 |

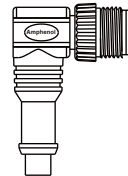
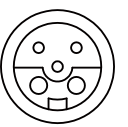
∟ **M12 I (Plastic) > Overmolded with cable > Female Connector (Housing) > Straight (Male+Female Contact)**

| | |
|--|---|
|  |  |
| Type | 5 Contacts |
| Without Strain Relief | 12P-05BFIM-SL8 |

∟ **M12 I (Plastic) > Overmolded with cable > Male Connector (Housing) > Straight (Male+Female Contact)**

| | |
|--|---|
|  |  |
| Type | 5 Contacts |
| Without Strain Relief | 12P-05BMIM-SL8 |

∟ **M12 I (Plastic) > Overmolded with cable > Male Connector (Housing) > Right Angle (Male+Female Contact)**

| | |
|---|---|
|  |  |
| Type | 5 Contacts |
| Without Strain Relief | 12P-05BMIM-SR8 |

| Cable Type | 1M | 3M | 5M | 10M |
|------------|-----|-----|-----|-----|
| PVC | A01 | A02 | A05 | A10 |
| PU | B01 | B02 | B05 | B10 |

* Design and specification are subject to change without notice.

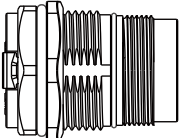

M23 Style (Metal)

Receptacle (Field Installable Type) > Male Connector (Housing)

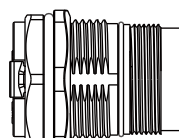

Field Installable > Female Connector (Housing)

Receptacle | Unmated
Overmolded with Cable | Mated
Field Installable | Mated

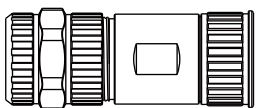

➤ **M23 (Metal) > Receptacle (Field Installable Type) > Male Connector (Housing) > Front Fastened**

| | | |
|---|----------------|---|
|  | |  |
| Backshell: Hexagonal | | |
| Type | Contact Gender | 6 Contacts |
| Crimp Pin | Male | LJ23-06PMMC-SF7001 |

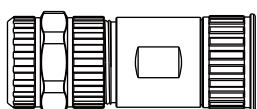

➤ **M23 (Metal) > Receptacle (Field Installable Type) > Male Connector (Housing) > Front Fastened**

| | | |
|---|----------------|---|
|  | |  |
| Backshell: Hexagonal | | |
| Type | Contact Gender | 6 Contacts |
| Crimp Pin | Female | LJ23-06PMFC-SF7001 |

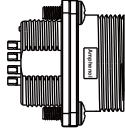


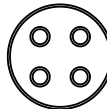
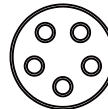
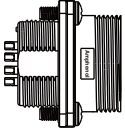



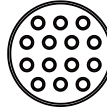
➤ **M23 (Metal) > Field Installable > Female Connector (Housing) > Straight**

| | | | |
|---|--------------|----------------|---|
|  | | |  |
| Type | Contact Type | Contact Gender | 6 Contacts |
| Without Strain Relief | Crimp Pin | Male | LJ23-06DFMC-SL7001 |

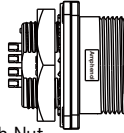

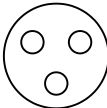
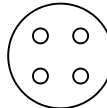
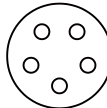
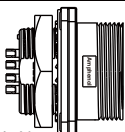
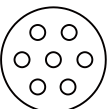
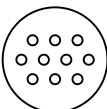
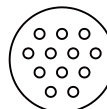
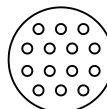
➤ **M23 (Metal) > Field Installable > Female Connector (Housing) > Straight**

| | | | |
|---|--------------|----------------|---|
|  | | |  |
| Type | Contact Type | Contact Gender | 6 Contacts |
| Without Strain Relief | Crimp Pin | Female | LJ23-06DFFC-SL7001 LJ23-06DFFC-SL7002 |

∟ Heavy Duty Shielded Connector (Metal) > Receptacle > Male Connector (Housing) > Front Fastened

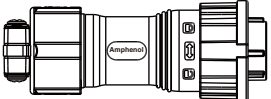
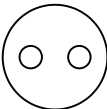
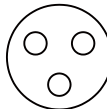
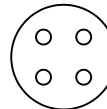
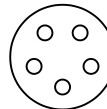
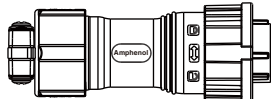
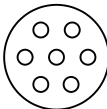
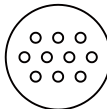
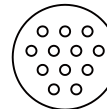
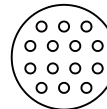
|  <p>Backshell: Square Mating style: Screw Thread Mounting Thread: M3*4 pics</p> | | |  |  |  |  |
|--|----------------------------|-----------------|---|---|--|---|
| Current Rating | Contact Type | Salt Spray Test | 2 Contacts | 3 Contacts | 4 Contacts | 5 Contacts |
| 10A | PCB Pin (180°) / Female | 48H | - | - | LB20-04PMFS-SW8001 | LB20-05PMFS-SW8001 |
| | | 500H | - | - | HB20-04PMFS-SW8001 | HB20-05PMFS-SW8001 |
| 20A | PCB Pin (180°) / Female | 48H | LC20-02PMFS-SW8001 | LC20-03PMFS-SW8001 | - | - |
| | | 500H | HC20-02PMFS-SW8001 | HC20-03PMFS-SW8001 | - | - |
|  <p>Backshell: Square Mating style: Screw Thread Mounting Thread: M3*4 pics</p> | | |  |  |  |  |
| Current Rating | Contact Type | Salt Spray Test | 7 Contacts | 10 Contacts | 12 Contacts | 14 Contacts |
| 5A | PCB Pin (180°) / Female | 48H | - | LD20-10PMFS-SW8001 | LD20-12PMFS-SW8001 | LD20-14PMFS-SW8001 |
| | | 500H | - | HD20-10PMFS-SW8001 | HD20-12PMFS-SW8001 | HD20-14PMFS-SW8001 |
| 10A | PCB Pin (180°) / Female | 48H | LB20-07PMFS-SW8001 | - | - | - |
| | | 500H | HB20-07PMFS-SW8001 | - | - | - |

∟ Heavy Duty Shielded Connector (Metal) > Receptacle > Male Connector (Housing) > Rear Fastened

|  <p>Backshell: Square Mating style: Screw Thread With Nut Mounting Thread: M20</p> | | |  |  |  |  |
|---|----------------------------|-----------------|---|---|--|---|
| Current Rating | Contact Type | Salt Spray Test | 2 Contacts | 3 Contacts | 4 Contacts | 5 Contacts |
| 10A | PCB Pin (180°) / Female | 48H | - | - | LB20-04PMFS-SN8001 | LB20-05PMFS-SN8001 |
| | | 500H | - | - | HB20-04PMFS-SN8001 | HB20-05PMFS-SN8001 |
| 20A | PCB Pin (180°) / Female | 48H | LC20-02PMFS-SN8001 | LC20-03PMFS-SN8001 | - | - |
| | | 500H | HC20-02PMFS-SN8001 | HC20-03PMFS-SN8001 | - | - |
|  <p>Backshell: Square Mating style: Screw Thread With Nut Mounting Thread: M20</p> | | |  |  |  |  |
| Current Rating | Contact Type | Salt Spray Test | 7 Contacts | 10 Contacts | 12 Contacts | 14 Contacts |
| 5A | PCB Pin (180°) / Female | 48H | - | LD20-10PMFS-SN8001 | LD20-12PMFS-SN8001 | LD20-14PMFS-SN8001 |
| | | 500H | - | HD20-10PMFS-SN8001 | HD20-12PMFS-SN8001 | HD20-14PMFS-SN8001 |
| 10A | PCB Pin (180°) / Female | 48H | LB20-07PMFS-SN8001 | - | - | - |
| | | 500H | HB20-07PMFS-SN8001 | - | - | - |

* Design and specification are subject to change without notice.

➤ Heavy Duty Shielded Connector (Metal) > Field Installable > Female Connector (Housing) > Straight

|  | | |  |  |  |  |
|---|--------------------|-----------------|---|---|--|---|
| Without Strain Relief | | | 2 Contacts | 3 Contacts | 4 Contacts | 5 Contacts |
| Current Rating | Contact Type | Salt Spray Test | | | | |
| 10A | Solder Type / Male | 48H | - | - | LB20-04BFMA-SL8001 | LB20-05BFMA-SL8001 |
| | | 500H | - | - | HB20-04BFMA-SL8001 | HB20-05BFMA-SL8001 |
| 20A | Solder Type / Male | 48H | LC20-02BFMA-SL8001 | LC20-03BFMA-SL8001 | - | - |
| | | 500H | HC20-02BFMA-SL8001 | HC20-03BFMA-SL8001 | - | - |
|  | | |  |  |  |  |
| Without Strain Relief | | | 7 Contacts | 10 Contacts | 12 Contacts | 14 Contacts |
| Current Rating | Contact Type | Salt Spray Test | | | | |
| 5A | Solder Type / Male | 48H | - | LD20-10BFMA-SL8001 | LD20-12BFMA-SL8001 | LD20-14BFMA-SL8001 |
| | | 500H | - | HD20-10BFMA-SL8001 | HD20-12BFMA-SL8001 | HD20-14BFMA-SL8001 |
| 10A | Solder Type / Male | 48H | LB20-07BFMA-SL8001 | - | - | - |
| | | 500H | HB20-07BFMA-SL8001 | - | - | - |

Amphenol LTW Technology Co., Ltd. (Headquarter)

9F., No.657-12, Zhongzheng Rd., Xinzhuang Dist., New Taipei City 242, Taiwan
Telephone: +886-2-29085626 Fax: +886-2-29029787
www.amphenolltw.com

Shulin plant, Taiwan

No.10, Shutan St., Shulin Dist., New Taipei City 238, Taiwan

Kunshan plant, China

No. 62 Da Tung Road, Peng Lang Street, Kunshan City , Jiangsu Province, China
Telephone: +86-512-5761-0501
Fax: : +86-512-5761-0515

For further information, please contact :

Sales & Marketing Department | Email : sales@ltw-tech.com



Scan to visit our website