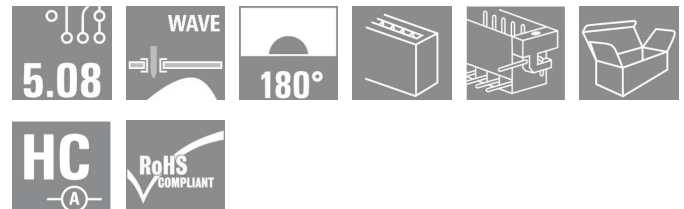



**OMNIMATE Signal - series BL/SL 5.08  
SL 5.08HC/06/180LF 3.2SN OR BX**

**Weidmüller Interface GmbH & Co. KG**  
Klingenbergstraße 16  
D-32758 Detmold  
Germany  
Fon: +49 5231 14-0  
Fax: +49 5231 14-292083  
www.weidmueller.com



Pin headers in glass-fibre-reinforced plastic with straight wire outlet; optimised for wave soldering. The flange variant (F) can be screwed onto the respective counter piece or the circuit board. There is no need for an extra screw to connect the circuit board when the solder flange (LF) version is used. This also protects the solder points from mechanical strain. All pin headers can be manually coded or ordered pre-coded. HC = High Current.

**General ordering data**

Type	SL 5.08HC/06/180LF 3.2SN OR BX
Order No.	<a href="#">1148020000</a>
Version	PCB plug-in connector, male header, Solder flange, Solder connection, 5.08 mm, No. of poles: 6, 180°, Solder pin length (l): 3.2 mm, tinned, Orange, Box
GTIN (EAN)	4032248931200
Qty.	50 pc(s).
Product data	IEC: 400 V / 24 A UL: 300 V / 18.5 A
Packaging	Box

**OMNIMATE Signal - series BL/SL 5.08  
SL 5.08HC/06/180LF 3.2SN OR BX**

**Weidmüller Interface GmbH & Co. KG**  
Klingenbergstraße 16  
D-32758 Detmold  
Germany  
Fon: +49 5231 14-0  
Fax: +49 5231 14-292083  
www.weidmueller.com

**Technical data**
**Dimensions and weights**

Net weight 3.46 g

**System parameters**

Product family		Mounting onto the PCB	
Product family	OMNIMATE Signal - series BL/SL 5.08	Solder connection	Solder connection
Outgoing elbow	180°	Pitch in mm (P)	5.08 mm
Pitch in inches (P)	0.2 inch	No. of poles	6
Solder pin length (l)	3.2 mm	Solder pin length tolerance	0 / -0.3 mm
Solder pin dimensions	d = 1.2 mm, Octagonal	Can be coded	Yes
Number of solder pins per pole	1	Solder eyelet hole diameter (D)	1.3 mm
Solder eyelet hole diameter tolerance (D)	+ 0,1 mm	L1 in mm	25.4 mm
L1 in inches	1 inch	Insulation resistance	≥ 10 <sup>8</sup> Ω

**Material data**

Insulating material	PA GF	Colour	Orange
Insulating material group	II	UL 94 flammability rating	V-0
CTI	≥ 550	Contact material	Cu-Leg
Contact surface	tinned	Operating temperature, min.	-50 °C
Operating temperature, max.	100 °C	Temperature range, installation, min.	-25 °C
Temperature range, installation, max.	100 °C	Max. relative humidity during storage	80 %


**Rating data acc. to IEC 60664-1 / IEC 61984**

Rated current, min. no. of poles (Tu=20°C)	24 A	Rated current, max. no. of poles (Tu=20°C)	19 A
Rated current, number of poles (Tu=40°C), min	21 A	Rated current, number of poles (Tu=40°C), max.	16.5 A
Rated voltage for surge voltage class / pollution degree III/3	250 V	Rated impulse voltage for surge voltage class/ contamination degree III/3	4 kV
Rated voltage for surge voltage class / pollution degree III/2	320 V	Rated impulse voltage for surge voltage class/ pollution degree III/2	4 kV
Rated voltage for surge voltage class / pollution degree II/2	400 V	Rated impulse voltage for surge voltage class/ pollution degree II/2	4 kV

**CSA rating data**

Rated voltage (Use group B)	300 V	Rated current (use group B)	18.5 A
Rated voltage (use group D)	300 V	Rated current (use group D)	18.5 A

**UL 1059 rating data**

Institute (cURus)		Certificate No. (cURus)	E60693
Rated voltage (use group B)	300 V	Rated current (use group B)	18.5 A
Rated voltage (use group D)	300 V	Rated current (use group D)	10 A

**Classifications**

ETIM 4.0	EC002637	ETIM 5.0	EC002637
ETIM 6.0	EC002637	eClass 6.2	27-26-07-04
eClass 7.1	27-44-04-02		

Creation date January 27, 2015 9:53:57 AM CET

**Data sheet**

**OMNIMATE Signal - series BL/SL 5.08  
SL 5.08HC/06/180LF 3.2SN OR BX**

**Weidmüller Interface GmbH & Co. KG**  
Klingenbergstraße 16  
D-32758 Detmold  
Germany  
Fon: +49 5231 14-0  
Fax: +49 5231 14-292083  
www.weidmueller.com

**Technical data**

**Notes**

- |       |  |
|-------|--|
| Notes | <ul style="list-style-type: none"> <li>• Additional colours on request</li> <br/> <li>• Gold-plated contact surfaces on request</li> <br/> <li>• Rated current related to rated cross-section &amp; min. No. of poles.</li> <br/> <li>• P on drawing = pitch</li> <br/> <li>• Rated data refer only to the component itself. Clearance and creepage distances to other components are to be designed in accordance with the relevant application standards.</li> </ul> |
|-------|--|

IPC conformity	The products are developed, manufactured and delivered according to the internationally recognised IPC-A-610 standard, category "permissible". More extensive demands on the products can be evaluated on request.
----------------	--

**Approvals**

Approvals



ROHS	Conform
------	---------

**Data sheet**

**OMNIMATE Signal - series BL/SL 5.08  
SL 5.08HC/06/180LF 3.2SN OR BX**

**Weidmüller Interface GmbH & Co. KG**  
Klingenbergstraße 16  
D-32758 Detmold  
Germany  
Fon: +49 5231 14-0  
Fax: +49 5231 14-292083  
www.weidmueller.com

**Drawings**

