PART NUMBER	REV	FIRST USED
1385619-1	C	122500-1
1385619-2	C	565435-5

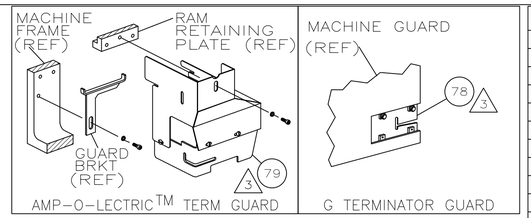

TERMINAL NAME: TERMINAL

AMP TERM PN	MFR TERM PN
1572302	7116-2092

YAZAKI TERMINAL AMP CRIMP SPECS

PAD LTR	CRIMP HEIGHT	WIRE SIZE
A	.090 ±.002 [2.29 ±0.05mm]	(2)14
B	.075 ±.002 [1.91 ±0.05mm]	(2)16
C	.080 ±.002 [2.03 ±0.05mm]	12
D	NOT	USED

CRIMP	SIZE	TYPE	RANGE
WIRE	.130 [3.30mm]	F	(2)16-(2)14 OR 12
INSUL	.150 [3.81mm]	F	(2).125 MAX

WIRE STRIP LENGTH	TERM APPL SPEC	FEED	APPL INSTRUCTION	SET UP GAGE	LAYOUT
.207-.223	NONE	.845	408-8039	458638-1	L2844

USED ON —

-1	LEADMAKER & BENCH MODEL G	MECH POST FEED
-2	BENCH MODEL K	MECH POST FEED

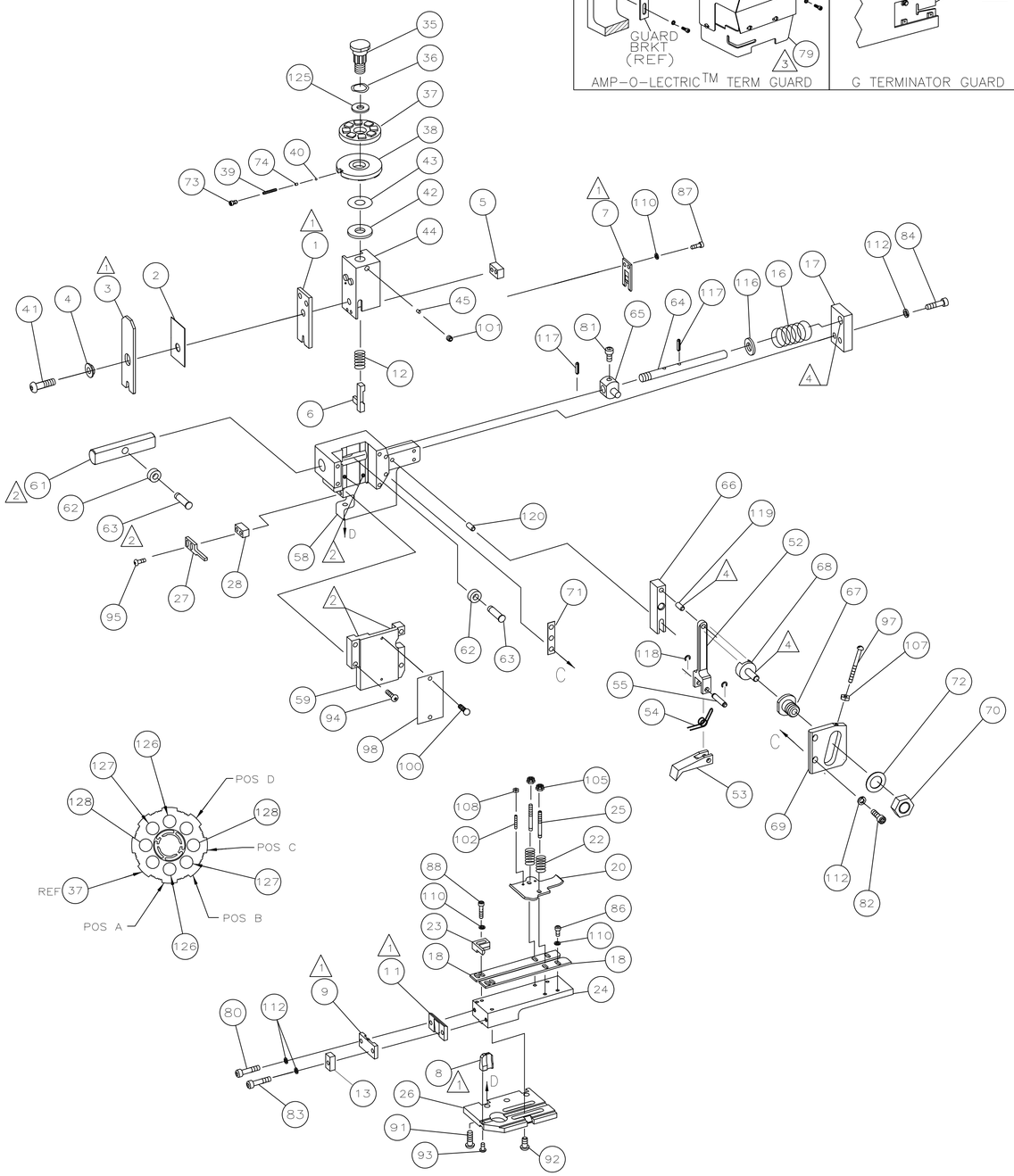

-2	-1	U/M	PART NO	DESCRIPTION	ITEM NO
					129
2	2	–	7-354778-3	PIN, WIRE DISC (.2860)C	128
2	2	–	8-354778-6	PIN, WIRE DISC (.2925)B	127
2	2	–	5-354778-3	PIN, WIRE DISC (.2760)A	126
1	1	–	986950-1	WASHER, FLAT PRECISION	125
1	1	–	217238-1	GENERAL INSTRUCTION PACKAGE	124
1	1	–	4088039	EF APPL INST 408-8039	123
					122
					121
REF	REF	–	1-21030-7	PIN,DOWEL(Ø.187x1.50)HSG	120
REF	REF	–	1-21030-1	PIN,DOWEL(Ø.187x.50)LEVER	119
REF	REF	–	21045-3	RING,RET"C"(Ø.187)FD PIN	118
REF	REF	–	5-21028-1	PIN,STD SPRING(Ø.12)FD ADJ ROD	117
REF	REF	–	21899-4	WASHER,FLAT(Ø5/16)SCR ADJ	116
					115
					114
					113
9	REF	–	21024-5	WASHER,LOCK(NO.10)FD ROD GDE	112
					111
7	7	–	21024-4	WASHER,LOCK(NO.8)SHEAR BL	110
					109
2	2	–	21018-4	NUT,HEX(4-40)DRAG	108
REF	REF	–	21018-5	NUT,HEX(6-32)FD ADJ PL	107
					106
2	2	–	21022-2	NUT,HEX SL(8-32)DRAG STUD	105
					104
					103
2	2	–	2-21006-6	SCR,SKT SET(4-40x.62)DRAG	102
1	1	–	21009-2	SCR,SKT SET(1/4-20x.25)RAM	101
2	2	–	21017-2	SCR,DRIVE(#2x.19)ID PLATE	100
1	1	–	1-21002-7	SCR,BHC(6-32x.38)CAM	99
1	1	–	461264-1	PLATE, IDENTIFICATION	98
REF	REF	–	6-23715-5	SCR,PAN HD(6-32x1.50)FEED ADJ	97
					96
2	2	–	2-21002-1	SCR,BHC(8-32x.38)STRIPPER	95
REF	REF	–	2-21002-9	SCR,BHC(10-32x.75)HSG CAP	94
1	1	–	22733-8	SCR,BHC(8-32x.38 LW)ANVIL	93
4	4	–	3-21002-3	SCR,BHC(1/4-20x.50)ST GD PL	92
REF	REF	–	2-22733-8	SCR,BHC(1/4-20x.62)BASE PL	91
					90
					89
2	2	–	2-21000-9	SCR,SHC(8-32x.75)SLUG BLADE	88
2	2	–	2-21000-7	SCR,SHC(8-32x.50)SLUG BLADE	87
4	3	–	2-21000-6	SCR,SHC(8-32x.38)STRIP GUIDE	86
					85
3	REF	–	3-21000-7	SCR,SHC(10-32x.75)FEED ROD GDE	84
1	1	–	3-21000-9	SCR,SHC(10-32x1.00)SHEAR PL	83
REF	REF	–	3-21000-6	SCR,SHC(10-32x.62)FEED ADJ PL	82
REF	REF	–	3-21000-4	SCR,SHC(10-32x.38)PIVOT BLOCK	81
2	2	–	3-21000-7	SCR,SHC(10-32x.75)SHEAR PL	80
3 REF	–	–	455745-1	GUARD, WINDOW	79
6 3 –	–	–	679532-1	INSERT, GUARD	78
					77
					76
					75
1	1	–	690603-1	SPRING, ASSIST	74
1	1	–	23030-1	SCR,SKT CAP(6-32x.25)CP DSC	73
REF	REF	–	458109-1	WASHER, FLAT (SPECIAL)	72
REF	REF	–	690517-1	SPACER	71

QTY REQD PER ASSY — PARTS LIST

-2	-1	U/M	PART NO	DESCRIPTION	ITEM NO
REF	REF	–	22594-8	NUT, HEX	70
REF	REF	–	240628-1	PLATE, ADJ	69
REF	REF	–	240626-1	SHAFT, PIVOT	68
REF	REF	–	240633-1	BUSHING	67
REF	REF	–	455680-1	LEVER, INTERMEDIATE	66
REF	REF	–	240629-1	BLOCK, PIVOT	65
REF	REF	–	240632-2	SCR, ADJ	64
REF	REF	–	240659-3	PIN, CAM ROLLER	63
REF	REF	–	240658-1	CAM, ROLLER	62
REF	REF	–	454398-1	ROD, FEED	61
					60
REF	REF	–	454220-1	CAP, RAM	59
REF	REF	–	453736-1	HOUSING	58
					57
					56
REF	REF	–	240624-1	PIN, FEED FINGER	55
REF	REF	–	691499-1	SPRING, FEED FINGER	54
REF	REF	–	240635-1	FINGER, FEED	53
REF	REF	–	240634-3	LEVER, TERMINAL	52
					51
					50
					49
1	–	–	690501-3	CAM, POST FEED 1 1/8 ST	48
–	1	–	690501-4	CAM, POST-FEED 1 5/8 ST	47
					46
1	1	–	690191-1	PLUG, NYLON	45
1	1	–	455674-1	RAM	44
1	1	–	690125-1	WASHER, LAMINATED	43
1	1	–	690124-1	WASHER, RAM	42
1	1	–	7-21002-9	BOLT, CRIMPER(5/16-24x1.00)	41
1	1	–	23241-6	BALL, STEEL	40
1	1	–	690170-1	SPRING, COMPRESSION	39
1	1	–	690142-1	DISC, INSULATION	38
1	1	–	354777-1	WIRE DISC, PLASTIC	37
1	1	–	22480-5	WASHER, SPRING	36
1	1	–	690212-1	POST, RAM	35
					34
					33
1	1	–	458980-2	APPLICATOR, BASIC (SUB ASSY)	32
					31
					30
					29
1	1	–	3-690451-2	SPACER, STRIPPER	28
1	1	–	690455-7	STRIPPER	27
REF	REF	–	455676-1	PLATE, BASE	26
2	2	–	22354-8	DRAG, STUD	25
1	1	–	458803-3	PLATE, STRIP GUIDE	24
1	1	–	240825-5	PLATE, STRIP HOLD DOWN	23
2	2	–	4-22281-1	SPRING, DRAG	22
					21
1	1	–	454177-1	DRAG, STOCK	20
					19
2	2	–	454204-3	GUIDE, STRIP (FRONT)	18
2	REF	–	454178-1	GUIDE, FEED ROD	17
REF	REF	–	6-22284-4	SPRING, FEED RETURN	16
					15
					14
1	1	–	690481-2	SPACER, HOLD DOWN	13
1	1	–	23846-1	SPRING, HOLD DOWN	12
1 1	1	–	240833-2	PLATE, REAR SHEAR	11
					10
1	1	–	690482-3	PLATE, FRONT SHEAR	9
1 1	1	–	9-461295-7	ANVIL	8
1	1	–	690474-3	BLADE, SLUG	7
1	1	–	1-455892-1	HOLD DOWN, TERMINAL	6
1	1	–	1-240641-0	SPACER, SLUG BLADE	5
1	1	–	238009-1	SPACER, BLOCK CRIMPER	4
1 1	1	–	2-1213077-2	CRIMPER, INSULATION	3
1	1	–	1-455888-0	SPACER, CRIMPER	2
1 1	1	–	456410-4	CRIMPER, WIRE	1

QTY REQD PER ASSY — PARTS LIST

POST-FEED 1 5/8 STROKE

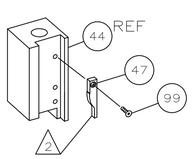

LEADMAKER

POST-FEED 1 1/8 STROKE

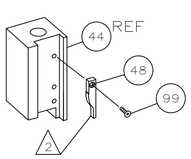

K TERMINATOR BENCH MACHINE

POST-FEED 1 5/8 STROKE

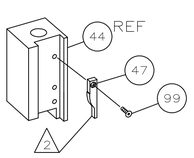

G TERMINATOR BENCH MACHINE

1. RECOMMENDED SPARE PARTS.
2. GREASE LIGHTLY.
3. GUARD MUST BE IN PLACE WHEN OPERATING APPLICATOR IN A BENCH MACHINE.
4. LUBRICATE DAILY USING NO. 20 MACHINE OIL.
5. ITEMS WITH QTY OF REF SPECIFIED (EXCEPT ITEMS 78 AND 79) ARE USED ON ITEM 32.
6. ITEM 78 USED WITH G TERMINATOR ONLY.

P	LTR	REVISION RECORD	DATE	DWN	APVD
	C	ECR-09-017961	8-2009	MY	TE

DIMENSIONS: INCHES

TOLERANCES UNLESS OTHERWISE SPECIFIED:
0 PLC ± –
1 PLC ± –
2 PLC ± –
3 PLC ± –
4 PLC ± –

ANGLES ± –
SURFACE TEXTURE –√

DWN B.HIGMAN 17JUN03	MATERIAL – –	HEAT TREAT – –
CHK – –	Tyco Electronics	Tyco Electronics Corporation Harrisburg, PA 17105-3608
APVD T.ELBIN 17JUN03	NAME END FEED HDM APPLICATOR	
SCALE –	SIZE A1	DRAWING NO 1385619
SHEET 1 OF 1	REV C	

CUSTOMER ACCESSIBLE PRODUCTION DRAWING

THIS DRAWING IS A CONTROLLED DOCUMENT. 1385619

THIS INFORMATION IS CONFIDENTIAL AND PROPRIETARY TO TYCO ELECTRONICS CORPORATION AND ITS WORLDWIDE SUBSIDIARIES AND AFFILIATES. IT MAY NOT BE DISCLOSED TO ANYONE OTHER THAN TYCO ELECTRONICS OR ITS AFFILIATES WITHOUT WRITTEN AUTHORIZATION FROM TYCO ELECTRONICS CORPORATION, HARRISBURG, PENNSYLVANIA USA.

3308-8 (1/08)

18AUG2009 7:37am