THIS DRAWING IS UNPUBLISHED. RELEASED FOR PUBLICATION 20
© COPYRIGHT 20 BY TYCO ELECTRONICS CORPORATION. ALL RIGHTS RESERVED.

PART NUMBER	REV	FIRST USED	POWER UNIT	FEED TYPE	DESCRIPTION
1855262-1	A	122500-1	LEADMAKER	POST FEED	CUTS CARRIER
1855262-2	A	565435-5	BENCH MODEL K	PRE FEED	CUTS CARRIER
1855262-3	A	354500-1	BENCH MODEL G	PRE FEED	CUTS CARRIER
1855262-6	A	122500-1	LEADMAKER	POST FEED	CONTINUOUS CARRIER
7-1855262-7	A	-	-	-	SPARE PARTS

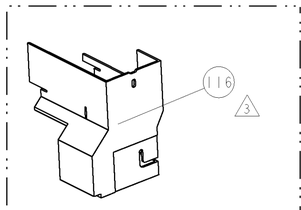

AMP-O-LECTRIC TERM GUARD

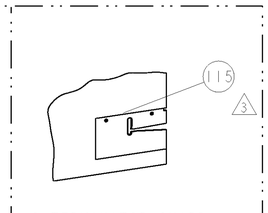

G TERMINATOR GUARD

TERMINAL NAME: TERMINAL					
TE PN	AMPHENOL PN	AMPHENOL TERMINAL - TE CRIMP SPECS			
1949341	PR-0909E10000				
1949549	PR-0909E10000	CRIMP HEIGHT		WIRE SIZE	REF SETTING
-	-	.051±.002[1.30±0.05mm]		18AWG	B5
-	-	-		-	-
-	-	-		-	-
-	-	-		-	-
-	-	CRIMP	SIZE	TYPE	RANGE
-	-	WIRE	.070 [1.78mm]	F	18 AWG
-	-	INSUL	.120 [3.05mm]	O	Ø.100 MAX
WIRE STRIP LENGTH .172 -.187	TERM APPL SPEC NONE	FEED .484	APPLICATOR INSTRUCTIONS 408-8040		SET UP GAGE 458637-1

LOC	DIST
A	66

REVISIONS

P	LTR	DESCRIPTION	DATE	DWN	APVD
	A1	ECR-07-023464	030CT2007	RK	GB

1. RECOMMENDED SPARE PARTS
2. GREASE LIGHTLY
3. GUARD MUST BE IN PLACE WHEN OPERATING APPLICATOR IN A BENCH MACHINE
4. CUT TO LENGTH AT ASSEMBLY.

*** WARNING**
ON INSTALLATION, SET WIRE DISC TO LARGEST WIRE SIZE SETTING. USE OF SETTINGS BELOW MIN. REQUIRED CRIMP HEIGHT SETTING WILL CAUSE DAMAGE TO CRIMP TOOLING.

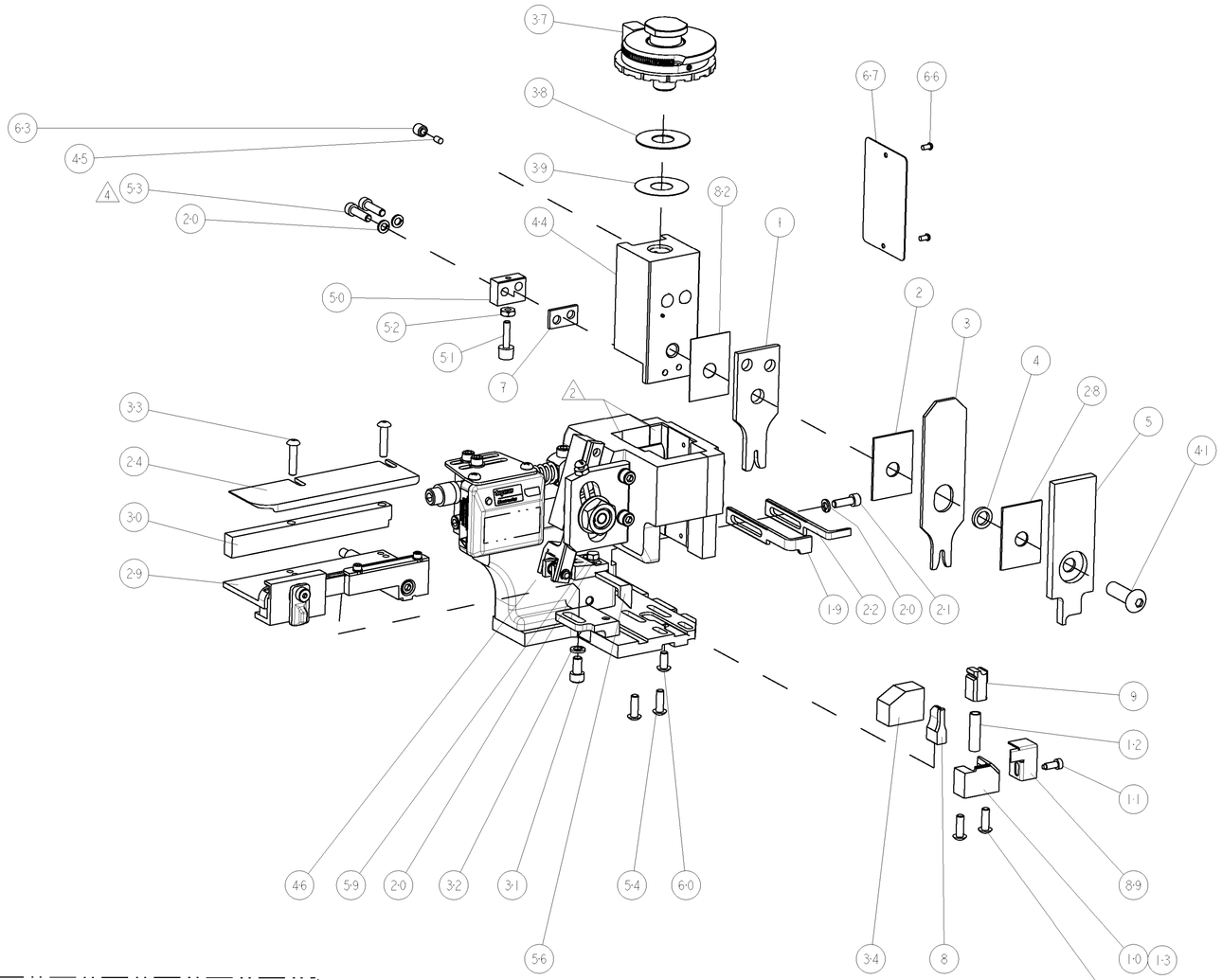

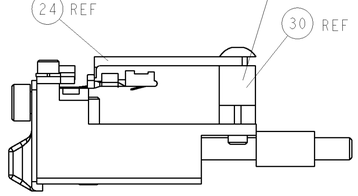

FEED TRACK POSITION

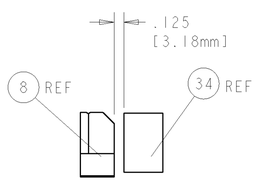

TERMINAL SUPPORT LOCATION

	-77	-6	-3	-2	-1	U/M	PART NO	DESCRIPTION	ITEM NO
3	-	-	-	REF	-	..	455749-1	GUARD WINDOW	116
3	-	-	REF	-	-	..	679532-1	INSERT, GUARD	115
	-	1	1	1	1	-	1-21002-7	SCR, BTN SKT HD CAP 6-32 X .375	91
	-	1	1	1	1	-	318563-1	GUARD, FRONT CHIP	89
	-	1	1	1	1	-	455888-3	SPACER, CRIMPER	82
	-	1	1	1	1	-	4088040	SF APPL INST 408-8040	72
	-	1	1	1	1	-	217238-1	GENERAL INSTRUCTION PKG	71
	-	1	1	1	1	-	461264-5	PLATE, IDENTIFICATION	67
	-	2	2	2	2	-	21017-2	SCREW, DRIVE	66
	-	1	1	1	1	-	21009-2	SCR, SET, SELF LOCKING 1/4-20 X .250	63
	-	1	1	1	1	-	22733-8	SCR, BHSC, SELF-LOCKING, 8-32 X .375	60
	-	1	1	1	1	-	2-22603-0	SCR, HEX HD CAP 8-32 X .312	59
	-	1	1	1	1	-	458537-2	PAWL, FEED	56
	-	4	4	4	4	-	2-21002-2	SCR, BTN SKT HD CAP 8-32 X .500	54
4	-	2	2	2	2	-	2-21000-8	SCR, SKT HD CAP 8-32 X .625	53
	-	1	1	1	1	-	21018-5	NUT, HEX, REG 6-32	52
	-	1	1	1	1	-	811242-2	BUMPER, HOLD DOWN	51
	-	1	1	1	1	-	690753-1	SPACER, TONKER	50
	-	-	1	-	-	..	690602-6	CAM, PRE FEED, 1 5/8	49
	-	-	-	1	-	..	690602-5	CAM, PRE FEED, 1 1/8	48
	-	1	-	-	1	-	690501-4	CAM, POST FEED, 1 5/8	47
	-	1	1	1	1	-	459456-1	APPL. BASIC SUB ASSY (SIDE WISE MQCA)	46
	-	1	1	1	1	-	690191-1	PLUG,NYLON	45
	-	1	1	1	1	-	455673-1	RAM, SIDE FEED	44
	-	1	1	1	1	-	7-21002-9	SCR, BTN SKT HD CAP 5/16-24 X 1.00	41
	-	1	1	1	1	-	690125-1	SHIM SUB-ASSY	39
	-	1	1	1	1	-	1-469367-2	SHIM	38
	-	1	1	1	1	-	879103-3	FINE ADJUST HEAD ASSEMBLY	37
	-	1	1	1	1	-	690786-3	TERMINAL SUPPORT	34
	-	2	2	2	2	-	2-21002-4	SCR, BTN SKT HD CAP 8-32 X .750	33
	-	1	1	1	1	-	21024-5	WASHER, SPRG LOCK, REG NO 10	32
	-	1	1	1	1	-	3-21000-4	SCR, SKT HD CAP 10-32 X .375	31
	-	1	1	1	1	-	1320908-1	SPACER, STRIP GUIDE	30
	-	1	1	1	1	-	1633091-1	ASSEMBLY, STRIP GUIDE	29
	-	1	1	1	1	-	1-455888-0	SPACER, CRIMPER	28
	-	1	1	1	1	-	1320928-1	PLATE, STRIP GUIDE	24
	-	1	-	-	1	-	690472-2	STRIPPER	22
	-	1	1	1	1	-	2-21000-7	SCR, SKT HD CAP 8-32 X .500	21
	-	4	4	4	4	-	21024-4	WASHER, SPRG LOCK, REG NO 8	20
	-	-	1	1	-	-	691353-1	STRIPPER	19
1	-	1	-	-	-	-	679625-1	SHEAR HOLDER, FRONT (NO CUT)	13
	-	1	1	1	1	-	3-22280-3	SPRING, COMPRESSION	12
	-	1	1	1	1	-	690461-1	STOP, SHEAR	11
1	-	-	1	1	1	-	690459-1	SHEAR HOLDER, FRONT	10
1	-	1	1	1	1	-	462006-1	FLOATING SHEAR, FRONT	9
1	1	1	1	1	1	-	2-1633108-1	ANVIL, COMBINATION .070	8
	-	1	1	1	1	-	1-240641-3	SPACER	7
	-	-	-	-	-	..	-	-	6
	-	1	1	1	1	-	2-455889-0	DEPRESSOR, SHEAR	5
	-	1	1	1	1	-	2-238011-2	BLOCK, CRIMPER SPACER	4
1	1	1	1	1	1	-	2-456135-4	CRIMPER, INSULATION O PREMIUM	3
	-	1	1	1	1	-	1-455888-0	SPACER, CRIMPER	2
1	1	1	1	1	1	-	1-456404-1	CRIMPER, WIRE PREMIUM	1

POST-FEED 1 5/8 STROKE

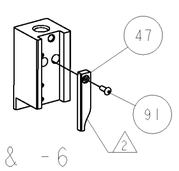

-1 & -6

PRE-FEED 1 1/8 STROKE

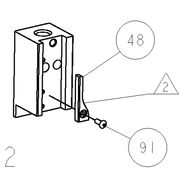

-2

PRE-FEED 1 5/8 STROKE

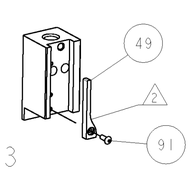

-3

THIS DRAWING IS A CONTROLLED DOCUMENT FOR TYCO ELECTRONICS CORPORATION. IT IS SUBJECT TO CHANGE AND THE CONTROLLING ENGINEERING ORGANIZATION SHOULD BE CONTACTED FOR THE LATEST REVISION.

DWN L.GROSS	02JUN2007	tyco Electronics — Tyco Electronics, Harrisburg, PA 17105-3608
CHK R.KNEPPER	02JUN2007	
APVD G.BAILEY	02JUN2007	NAME: FINE ADJUST SIDE FEED HDM APPLICATOR -
PRODUCT SPEC -		
APPLICATION SPEC -		
WEIGHT -		SIZE A1 · CAGE CODE 00779 · DRAWING NO C-1855262 · RESTRICTED TO -
CUSTOMER DRAWING		SCALE 3:5 · SHEET 1 OF 1 · REV A1

DIMENSIONS: INCHES

TOLERANCES UNLESS OTHERWISE SPECIFIED:
0 PLC ±
1 PLC ±0.1
2 PLC ±0.01
3 PLC ±0.001
4 PLC ±0.0001
ANGLES ±°

MATERIAL - -
FINISH - -

CUSTOMER VIEWABLE ASSEMBLY

AMP 4805 REV 31MAR2000

Pro/ENGINEER DRAWING