THIS DRAWING IS UNPUBLISHED. RELEASED FOR PUBLICATION 20
© COPYRIGHT 20 BY TYCO ELECTRONICS CORPORATION. ALL RIGHTS RESERVED.

PART NUMBER	REV	FIRST USED	POWER UNIT	FEED TYPE
1852005-1	A	122500-1	LEADMAKER	POST FEED
1852005-2	A	565435-5	BENCH MODEL K	PRE FEED
1852005-3	A	354500-1	BENCH MODEL G	PRE FEED

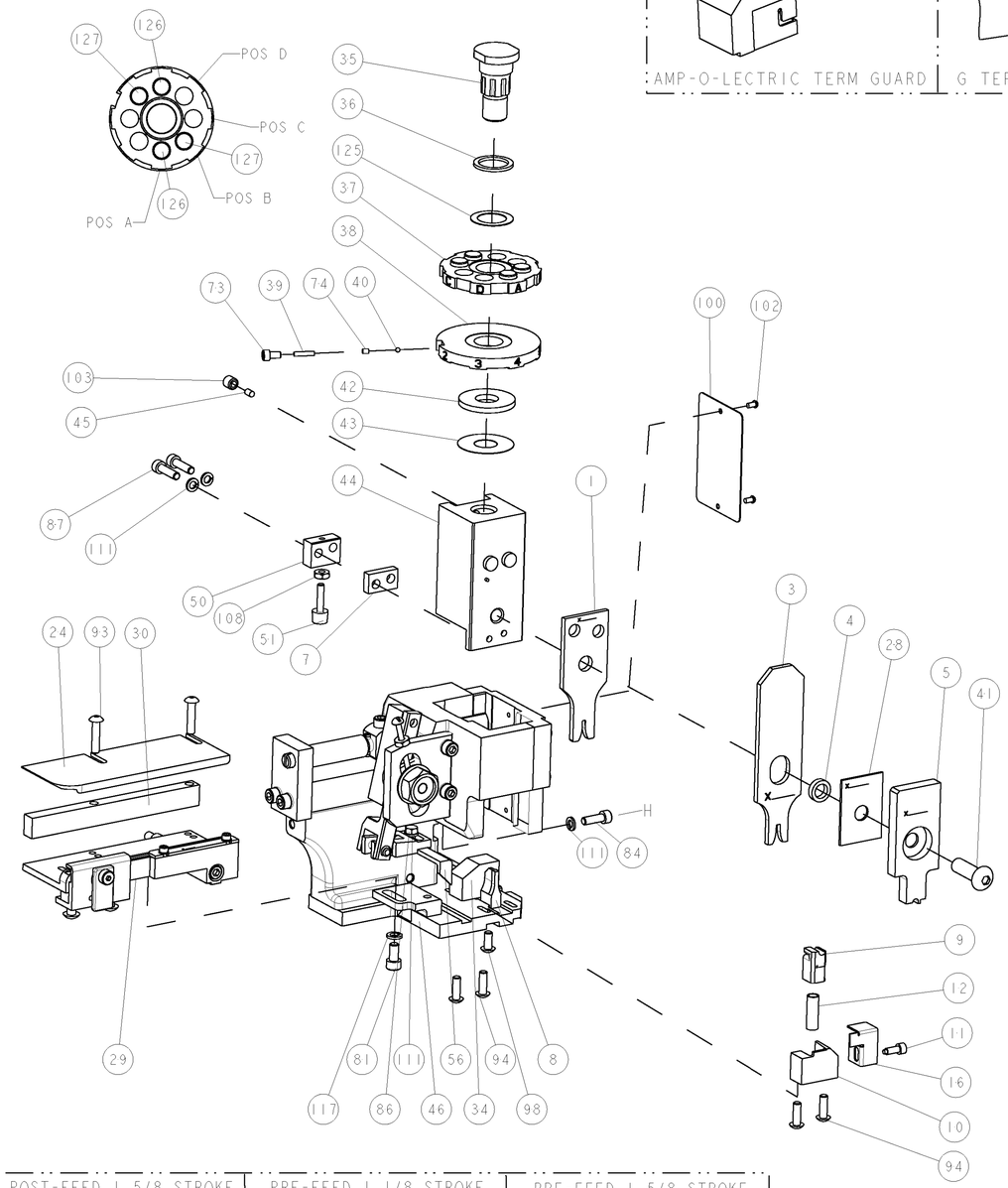

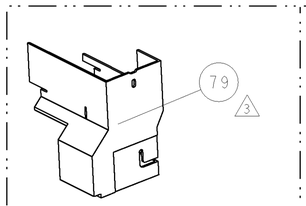

AMP-O-LECTRIC TERM GUARD

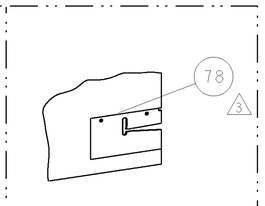

G TERMINATOR GUARD

TERMINAL NAME: HE090 TYPE MALE TERMINAL S					
TYCO PN	MANF PN	SUMATOMO TERMIANL AND CRIMP SPECS			
1642725-2	8100-1571				
-	-	PAD LTR	CRIMP HEIGHT		WIRE SIZE
-	-	A	1.15±0.05mm[.045±.002]		0.5mm2
-	-	B	1.05±0.05mm[.041±.002]		0.3mm2
-	-	C	-		-
-	-	D	-		-
-	-	CRIMP	SIZE	TYPE	RANGE
-	-				
-	-	WIRE	1.78mm[.070]	F	0.5-0.3mm2
-	-	INSUL	2.54mm[.100]	F	Ø1.4-2.1mm
WIRE STRIP LENGTH	TERM APPL SPEC	FEED	APPL INSTRUCTIONS		SET UP GAGE
3.76-4.14mm	NONE	10.058	408-8040		458637-1

1. RECOMMENDED SPARE PARTS
2. GREASE LIGHTLY
3. GUARD MUST BE IN PLACE WHEN OPERATING APPLICATOR IN A BENCH MACHINE

LOC	DIST
A	66

REVISIONS

P	LTR	DESCRIPTION	DATE	DWN	APVD
	A	RELEASED	22MAR2005	LG	TE

-3	-2	-1	U/M	PART NO	DESCRIPTION	ITEM NO
-	-	-	..	-	-	129
-	-	-	..	-	-	128
2	2	2	-	5-354779-3	PIN, WIRE DISC, .3255	127
2	2	2	-	4-354779-4	PIN, WIRE DISC, .3210	126
1	1	1	-	986950-1	WASHER, FLAT PRECISION	125
1	1	1	-	217238-1	GENERAL INSTRUCTION PKG	124
1	1	1	-	4088040	SF APPL INST 408-8040	123
-	-	-	..	-	-	122
-	-	-	..	-	-	121
-	-	-	..	-	-	120
-	-	-	..	-	-	119
-	-	-	..	-	-	118
1	1	1	-	21024-5	WASHER, SPRG LOCK, REG NO 10	117
-	-	-	..	-	-	116
-	-	-	..	-	-	115
-	-	-	..	-	-	114
-	-	-	..	-	-	113
-	-	-	..	-	-	112
4	4	4	-	21024-4	WASHER, SPRG LOCK, REG NO 8	111
-	-	-	..	-	-	110
-	-	-	..	-	-	109
1	1	1	-	21018-5	NUT, HEX, REG 6-32	108
-	-	-	..	-	-	107
-	-	-	..	-	-	106
-	-	-	..	-	-	105
1	1	-	..	992031-1	PIN, CLEVIS	104
1	1	1	-	21009-2	SCR, SET, SELF LOCKING 1/4-20 X .250	103
2	2	2	-	21017-2	SCREW, DRIVE	102
-	-	-	..	-	-	101
1	1	1	-	461264-1	PLATE, IDENTIFICATION	100
-	-	-	..	-	-	99
1	1	1	-	22733-8	SCR, BHSC, SELF-LOCKING, 8-32 X .375	98
-	-	-	..	-	-	97
-	-	-	..	-	-	96
-	-	-	..	-	-	95
4	4	4	-	2-21002-2	SCR, BTN SKT HD CAP 8-32 X .500	94
2	2	2	-	2-21002-4	SCR, BTN SKT HD CAP 8-32 X .750	93
-	-	-	..	-	-	92
1	1	1	-	1-21002-7	SCR, BTN SKT HD CAP 6-32 X .375	91
-	-	-	..	-	-	90
1	1	-	..	7-21000-9	SCR, SKT HD CAP 4-40 X .188	89
-	-	-	..	-	-	88
2	2	2	-	2-21000-8	SCR, SKT HD CAP 8-32 X .625	87
1	1	1	-	2-22603-0	SCR, HEX HD CAP 8-32 X .312	86
-	-	-	..	-	-	85
1	1	1	-	2-21000-7	SCR, SKT HD CAP 8-32 X .500	84
-	-	-	..	-	-	83
-	-	-	..	-	-	82
1	1	1	-	3-21000-4	SCR, SKT HD CAP 10-32 X .375	81
-	-	-	..	-	-	80
3 -	REF	-	..	455749-1	GUARD WINDOW	79
3 REF	-	-	..	679532-1	INSERT, GUARD	78
-	-	-	..	-	-	77
-	-	-	..	-	-	76
-	-	-	..	-	-	75
1	1	1	-	690603-1	SPRING ASSIST AMP-O-MATOR APPLICATOR	74
-3	-2	-1	U/M	PART NO	DESCRIPTION	ITEM NO

-3	-2	-1	U/M	PART NO	DESCRIPTION	ITEM NO
1	1	1	-	23030-1	SCR, SKT HD CAP 6-32 x .25	73
-	-	-	..	-	-	72
-	-	-	..	-	-	71
-	-	-	..	-	-	70
-	-	-	..	-	-	69
-	-	-	..	-	-	68
-	-	-	..	-	-	67
-	-	-	..	-	-	66
-	-	-	..	-	-	65
-	-	-	..	-	-	64
-	-	-	..	-	-	63
-	-	-	..	-	-	62
-	-	-	..	-	-	61
-	-	-	..	-	-	60
-	-	-	..	-	-	59
-	-	-	..	-	-	58
-	-	-	..	-	-	57
1	1	1	-	458537-2	PAWL, FEED	56
-	-	-	..	-	-	55
-	-	-	..	-	-	54
-	-	-	..	-	-	53
-	-	-	..	-	-	52
1	1	1	-	811242-2	BUMPER, HOLD DOWN	51
1	1	1	-	690753-1	SPACER, TONKER	50
1	-	-	..	690602-6	CAM, PRE FEED, 1 5/8	49
-	1	-	..	690602-5	CAM, PRE FEED, 1 1/8	48
-	-	1	-	690501-4	CAM, POST FEED, 1 5/8	47
1	1	1	-	459456-1	APPL. BASIC SUB ASSEMBLY	46
1	1	1	-	690191-1	PLUG,NYLON	45
1	1	1	-	455673-1	RAM	44
1	1	1	-	690125-1	SHIM SUB-ASSY	43
1	1	1	-	690124-1	WASHER, RAM (.115)	42
1	1	1	-	7-21002-9	SCR, BTN SKT HD CAP 5/16-24 X 1.00	41
1	1	1	-	23241-6	BALL, STEEL	40
1	1	1	-	690170-1	SPRING, COMPRESSION	39
1	1	1	-	690142-3	DISC, INSULATION	38
1	1	1	-	354777-1	WIRE DISC, PLASTIC	37
1	1	1	-	22480-5	SPRING, COMPRESSION	36
1	1	1	-	690212-1	POST, RAM	35
1	1	1	-	690786-3	TERMINAL SUPPORT	34
-	-	-	..	-	-	33
-	-	-	..	-	-	32
-	-	-	..	-	-	31
1	1	1	-	1320908-4	SPACER, STRIP GUIDE	30
1	1	1	-	1633091-1	SUB-ASSEMBLY, FEEDTRACK	29
1	1	1	-	1-455888-0	SPACER, CRIMPER	28
-	-	-	..	-	-	27
-	-	-	..	-	-	26
-	-	-	..	-	-	25
1	1	1	-	1320928-3	PLATE, STRIP GUIDE	24
-	-	-	..	-	-	23
-	-	1	-	690472-2	STRIPPER	22
-	-	-	..	-	-	21
1	1	-	..	679218-1	STRIPPER/ WIRE STOP ASSY	20
1	1	-	..	458949-1	STRIPPER, SIDE	19
-	-	-	..	-	-	18
-	-	-	..	-	-	17
1	1	1	-	318563-1	GUARD, FRONT CHIP	16
-	-	-	..	-	-	15
-	-	-	..	-	-	14
1 -	-	-	..	-	-	13
1	1	1	-	5-22280-0	SPRING, COMPRESSION	12
1	1	1	-	690461-1	STOP, SHEAR	11
1	1	1	-	690459-1	SHEAR HOLDER, FRONT	10
1	1	1	-	462006-1	FLOATING SHEAR, FRONT	9
1	1	1	-	1-1633117-2	ANVIL, COMBINATION	8
1	1	1	-	240641-3	SPACER	7
-	-	-	..	-	-	6
1	1	1	-	2-455889-0	DEPRESSOR, SHEAR	5
1	1	1	-	238011-2	BLOCK, CRIMPER SPACER	4
1	1	1	-	4-456134-0	CRIMPER, INSULATION F PREMIUM	3
-	-	-	..	-	-	2
1	1	1	-	2-568176-3	CRIMPER, WIRE	1
-3	-2	-1	U/M	PART NO	DESCRIPTION	ITEM NO

POST-FEED 1 5/8 STROKE

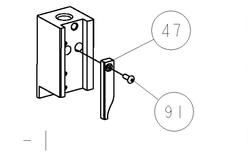

PRE-FEED 1 1/8 STROKE

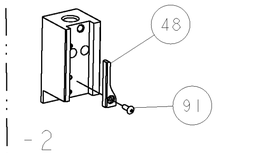

PRE-FEED 1 5/8 STROKE

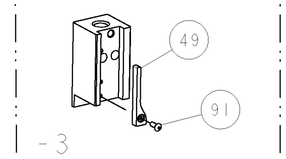

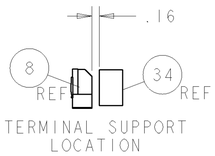

TERMINAL SUPPORT LOCATION

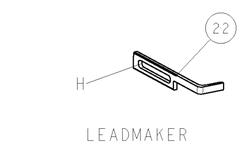

LEADMAKER

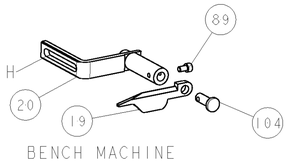

BENCH MACHINE

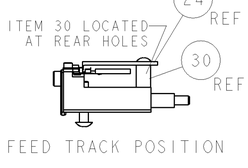

FEED TRACK POSITION

THIS DRAWING IS A CONTROLLED DOCUMENT FOR TYCO ELECTRONICS CORPORATION IN-HOUSE USE. IT IS SUBJECT TO CHANGE AND THE CONTROLLING ENGINEERING ORGANIZATION SHOULD BE CONTACTED FOR THE LATEST REVISION.

DWN	L. GROSS	21FEB2005
CHK	R. KNEPPER	21FEB2005
APVD	T. ELBIN	21FEB2005

DIMENSIONS: INCHES

TOLERANCES UNLESS OTHERWISE SPECIFIED:
0 PLC ±-
1 PLC ±0.1
2 PLC ±0.01
3 PLC ±0.001
4 PLC ±0.0001
ANGLES ±-

MATERIAL - -
FINISH - -
PRODUCT SPEC -
APPLICATION SPEC -
WEIGHT -

tyco Electronics
Tyco Electronics
Harrisburg, PA 17105-3608

NAME SIDE FEED HDM APPLICATOR - -

SIZE	CAGE CODE	DRAWING NO	RESTRICTED TO
A1	00779	C-1852005	-

CUSTOMER DRAWING SCALE 3:5 SHEET 1 OF 1 REV A

CUSTOMER VIEWABLE ASSEMBLY