


IC-DFR 9

Order No.: 1852095



<http://eshop.phoenixcontact.de/phoenix/treeViewClick.do?UID=1852095>

accessories, Number of positions: 9, Pitch: 5.08 mm, Color: green,
This assembly frame can only be used in combination with IC 2,5/...-
STGF-5,08

Commercial data	
GTIN (EAN)	
Note	Made-to-order
sales group	E190
Pack	50 pcs.
Customs tariff	39269097
Catalog page information	Page 282 (CC-2009)

Product notes

WEEE/RoHS-compliant since:
01/01/2003



<http://www.download.phoenixcontact.com>
Please note that the data given here has been taken from the online catalog. For comprehensive information and data, please refer to the user documentation. The General Terms and Conditions of Use apply to Internet downloads.

Technical data	
Dimensions / positions	
Pitch	5.08 mm
Dimension a	40.64 mm
Number of positions	9

Technical data

Range of articles	IC-DFR
Insulating material group	I
Insulating material	PA
Inflammability class acc. to UL 94	V0

Accessories

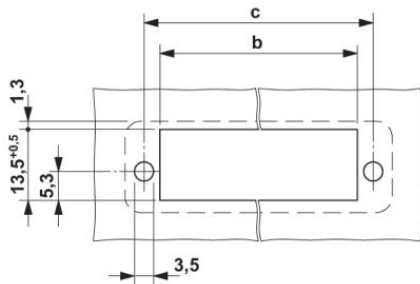
Item	Designation	Description
0708263	DFK-MSTB-SS	Screw set, for securing the header to the device wall, consists of an M3 x 10 screw, with a spring washer and a nut

Assembly

General		
1825501	IC 2,5/ 2-STGF-5,08	Plug component, Nominal current: 12 A, Rated voltage (III/2): 400 V, Number of positions: 2, Pitch: 5.08 mm, Color: green, Metal surface: Sn

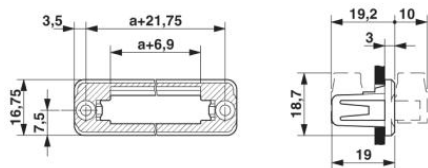
Diagrams/Drawings

Drilling plan/solder pad geometry



Dimension b = 10.84 mm + (no. of pos. x 5.08 mm)
 Dimension c = Dim. b + 5.83 mm

Dimensioned drawing



Address

PHOENIX CONTACT Inc., USA
586 Fulling Mill Road
Middletown, PA 17057, USA
Phone (800) 888-7388
Fax (717) 944-1625
<http://www.phoenixcon.com>



© 2011 Phoenix Contact
Technical modifications reserved;