

inspired LED

12V Flexible LED Strip Lights

Double Ultra Bright



Inspired LED's 12 Volt Double Ultra Bright Flexible Strip Lights are an ideal solution for illuminating garages, workshops, and other areas where "too much" light is just right. Available in custom lengths or 12 meter reels, these unique strips can easily be cut and terminated with solderless end connectors for quick DIY installation. Energy efficient, long lasting, and dimmable with compatible systems, Inspired LED flex strips are the perfect option for any lighting application!



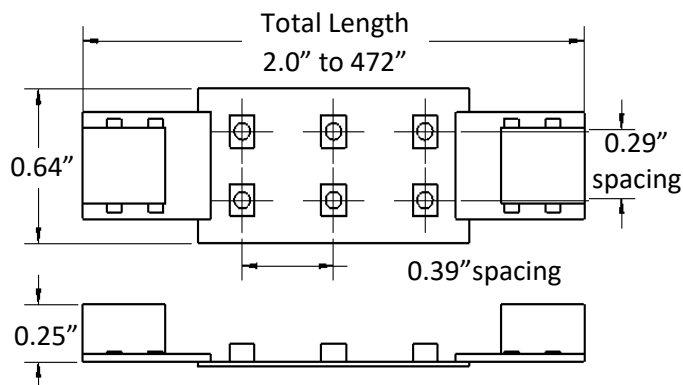
Warm White Pure White Cool White

Specifications:	Voltage	LED Density	Wattage	Luminosity	Color Temp	CRI
Warm White	12V	60 LEDs/ft., 180 LEDs/m	6.5 W/ft.	550 lm/ft.	3000K	83
Pure White	12V	60 LEDs/ft., 180 LEDs/m	6.5 W/ft.	595 lm/ft.	4200K	83
Cool White	12V	60 LEDs/ft., 180 LEDs/m	6.5 W/ft.	615 lm/ft.	6000K	85

Product Features:

- CSA Listed (C22.2 No. 250.0-08)
- Size 2835 diodes, 0.39" x 0.29" spacing btw LEDs
- 16mm flex, cut points available every 1" (3 LEDs)
- Available in custom pre-cut lengths or full 12m reels
- Class 2 DC plug-in connectors (3.5 x 1.3 mm) or screw terminal end connectors available
- Adhesive backing mounts to almost any flat surface
- Minimal heat production, no IR or UV output
- Dimmable with compatible systems
- Rated to last up to 100,000 hours
- **To be installed in accordance with NEC, using Class 2 12V DC power supply!**

Product Dimensions:



*Dimensions show in inches

Power Requirements:

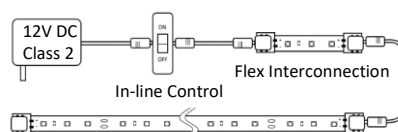
Power Source	12V Double Ultra Bright	
1 Amp (12 Watt)	20" total	(10.8 Watt)
2 Amp (24 Watt)	35.5" total	(19.2 Watt)
40 Watt Dimmable Transformer	66.5" total	(36 Watt)
3.8 Amp (45.6 Watt)	76" total	(41 Watt)
5 Amp (60 Watt)	100" total	(54 Watt)
60 Watt Dimmable Transformer	100" total	(54 Watt)
100 Watt Dimmable Transformer	167" total	(90 Watt)
150 Watt Dimmable Transformer	247" total	(135 Watt)

30% voltage drop achieved at 147". Individual strips over 147" should be powered from the center, strips should not exceed 294" total.

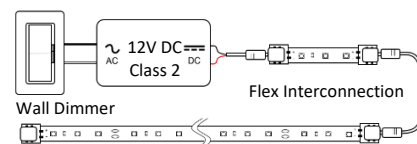
Installation Instructions:

1. Clean desired mounting surface(s) and test all products prior to installation.
2. Temporarily mount LED flex strips using scotch or painters tape.
3. Connect LED strips with compatible interconnect cables or 16-22 AWG wire.
4. Run cable from LED system to control device and 12V Class 2 power source (see diagrams below for more detail).
5. Test lighting system. When satisfied with placement, peel adhesive backing from components and press firmly to adhere to surface.

Plug-in System



Hardwire System



inspiredled.com



orders@inspiredled.com



(480) 941-4286