


Printed-circuit board connector - MC 1,5/ 2-STF-3,5 - 1847055

Please be informed that the data shown in this PDF Document is generated from our Online Catalog. Please find the complete data in the user's documentation. Our General Terms of Use for Downloads are valid (<http://phoenixcontact.com/download>)

Plug component, nominal current: 8 A, rated voltage (III/2): 160 V, number of positions: 2, pitch: 3.5 mm, connection method: Screw connection with tension sleeve, Color: green, Contact surface: Tin




The figure shows a 10-position version of the product

Why buy this product

- ✓ Well-known connection principle allows worldwide use
- ✓ Low temperature rise, thanks to maximum contact force
- ✓ Allows connection of two conductors
- ✓ Screwable flange for superior mechanical stability



Key Commercial Data

Packing unit	1 STK
GTIN	 4 017918 113445
GTIN	4017918113445
Weight per Piece (excluding packing)	2.580 g
Custom tariff number	85366990
Country of origin	United States

Technical data

Dimensions

Length	16.1 mm
Height	11.1 mm
Width	17.30 mm
Pitch	3.5 mm
Dimension a	3.50 mm

Printed-circuit board connector - MC 1,5/ 2-STF-3,5 - 1847055

Technical data

General

Range of articles	MC 1,5/...-STF
Type of contact	Female connector
Number of positions	2
Connection method	Screw connection with tension sleeve
Insulating material group	I
Rated surge voltage (III/3)	2.5 kV
Rated surge voltage (III/2)	2.5 kV
Rated surge voltage (II/2)	2.5 kV
Rated voltage (III/3)	160 V
Rated voltage (III/2)	160 V
Rated voltage (II/2)	320 V
Connection in acc. with standard	EN-VDE
Nominal current I_N	8 A
Nominal cross section	1.5 mm ²
Maximum load current	8 A (with 1.5 mm ² conductor cross section)
Insulating material	PA
Flammability rating according to UL 94	V0
Internal cylindrical gage	A1
Stripping length	7 mm
Screw thread	M2
Tightening torque, min	0.22 Nm
Tightening torque max	0.25 Nm

Connection data

Conductor cross section solid min.	0.14 mm ²
Conductor cross section solid max.	1.5 mm ²
Conductor cross section flexible min.	0.14 mm ²
Conductor cross section flexible max.	1.5 mm ²
Conductor cross section flexible, with ferrule without plastic sleeve min.	0.25 mm ²
Conductor cross section flexible, with ferrule without plastic sleeve max.	1.5 mm ²
Conductor cross section flexible, with ferrule with plastic sleeve min.	0.25 mm ²
Conductor cross section flexible, with ferrule with plastic sleeve max.	0.5 mm ²
Conductor cross section AWG min.	28
Conductor cross section AWG max.	16
2 conductors with same cross section, solid min.	0.08 mm ²
2 conductors with same cross section, solid max.	0.5 mm ²
2 conductors with same cross section, stranded min.	0.08 mm ²
2 conductors with same cross section, stranded max.	0.75 mm ²

Printed-circuit board connector - MC 1,5/ 2-STF-3,5 - 1847055

Technical data

Connection data

2 conductors with same cross section, stranded, ferrules without plastic sleeve, min.	0.25 mm ²
2 conductors with same cross section, stranded, ferrules without plastic sleeve, max.	0.34 mm ²
2 conductors with same cross section, stranded, TWIN ferrules with plastic sleeve, min.	0.5 mm ²
2 conductors with same cross section, stranded, TWIN ferrules with plastic sleeve, max.	0.5 mm ²
Minimum AWG according to UL/CUL	30
Maximum AWG according to UL/CUL	14

Standards and Regulations

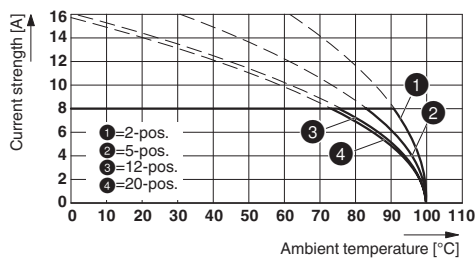
Connection in acc. with standard	EN-VDE
	CSA
Flammability rating according to UL 94	V0

Environmental Product Compliance

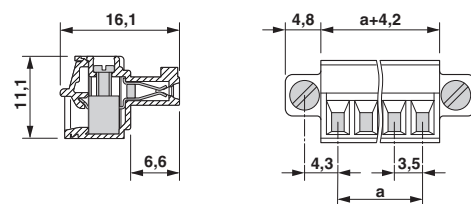
China RoHS	Environmentally Friendly Use Period = 50
	For details about hazardous substances go to tab "Downloads", Category "Manufacturer's declaration"

Drawings

Diagram



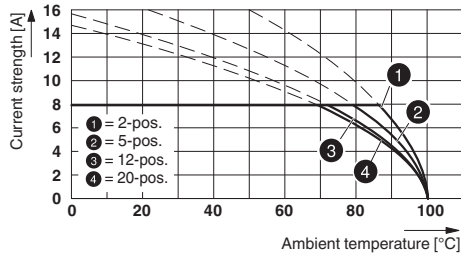
Dimensional drawing



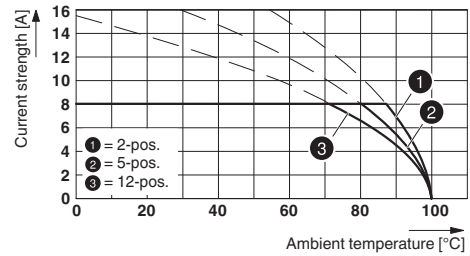
Type: MC 1,5/...-STF-3,5 with MCV 1,5/...-GF-3,5

Printed-circuit board connector - MC 1,5/ 2-STF-3,5 - 1847055

Diagram



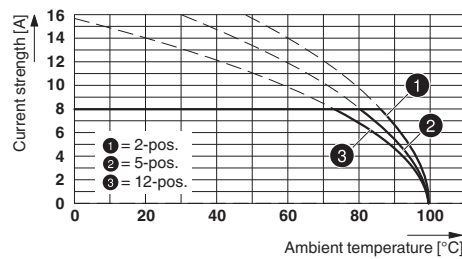
Diagram



Type: MC 1,5/...-STF-3,5 with MC 1,5/...-GF-3,5

Type: MC 1,5/...-ST(F)-3,5 with MCV 1,5/...-G(F)-3,5 P... THR

Diagram



Type: MC 1,5/...-ST(F)-3,5 with MC 1,5/...-G(F)-3,5 P.. THR

Classifications

eCl@ss

eCl@ss 4.0	272607xx
eCl@ss 4.1	27260701
eCl@ss 5.0	27260701
eCl@ss 5.1	27260701
eCl@ss 6.0	27260704
eCl@ss 7.0	27440402
eCl@ss 8.0	27440309
eCl@ss 9.0	27440309

ETIM

ETIM 3.0	EC001121
ETIM 4.0	EC002638
ETIM 5.0	EC002638
ETIM 6.0	EC002638

Printed-circuit board connector - MC 1,5/ 2-STF-3,5 - 1847055

Classifications

UNSPSC

UNSPSC 6.01	30211810
UNSPSC 7.0901	39121409
UNSPSC 11	39121409
UNSPSC 12.01	39121409
UNSPSC 13.2	39121409

Approvals

Approvals


Approvals

CSA / VDE Gutachten mit Fertigungsüberwachung / IEC60335 CB Scheme / CCA / cULus Recognized / EAC

Ex Approvals

Approval details

CSA		http://www.csagroup.org/services/testing-and-certification/certified-product-listing/	13631
		B	D
mm ² /AWG/kcmil		28-16	28-16
Nominal current I _N		8 A	8 A
Nominal voltage U _N		300 V	300 V

VDE Gutachten mit Fertigungsüberwachung		http://www.vde.com/en/Institute/OnlineService/VDE-approved-products/Pages/Online-Search.aspx	40011723
		0.2-1.5	
mm ² /AWG/kcmil		0.2-1.5	
Nominal current I _N		8 A	
Nominal voltage U _N		160 V	

Printed-circuit board connector - MC 1,5/ 2-STF-3,5 - 1847055

Approvals

IECEE CB Scheme		http://www.iecee.org/	DE1-58415-B1B2
mm ² /AWG/kcmil		0.2-1.5	
Nominal current I _N		8 A	
Nominal voltage U _N		160 V	

CCA	CCA/ DE1 34219		
mm ² /AWG/kcmil		0.2-1.5	
Nominal current I _N		8 A	
Nominal voltage U _N		160 V	

cULus Recognized		http://database.ul.com/cgi-bin/XYV/template/LISEXT/1FRAME/index.htm	E60425-20110128
	B	D	
mm ² /AWG/kcmil	30-14	30-14	
Nominal current I _N	8 A	8 A	
Nominal voltage U _N	300 V	300 V	

EAC		B.01742
-----	--	---------

Accessories

Accessories

Cable housing

Cable housing - KGG-MC 1,5/ 2 - 1834343



Cable housing, pitch: 3.81 mm, number of positions: 2, dimension a: 10.01 mm, color: green

Labeled terminal marker

Printed-circuit board connector - MC 1,5/ 2-STF-3,5 - 1847055

Accessories

Marker card - SK 3,5/2,8:FORTL.ZAHLEN - 0804073



Marker card, Card, white, labeled, Horizontal: Consecutive numbers 1 - 10, 11 - 20, etc. up to 91 - 99, Mounting type: Adhesive, for terminal block width: 3.5 mm, Lettering field: 3.5 x 2.8 mm

Screwdriver tools

Screwdriver - SZS 0,4X2,5 VDE - 1205037



Screwdriver, slot-headed, VDE insulated, size: 0.4 x 2.5 x 80 mm, 2-component grip, with non-slip grip

Terminal marking

Marker card - SK U/2,8 WH:UNBEDRUCKT - 0803883



Marker card, Sheet, white, unlabeled, can be labeled with: CMS-P1-PLOTTER, PLOTMARK, Office printing systems, Mounting type: Adhesive, Lettering field: 186 x 2.8 mm

Additional products

Printed-circuit board connector - MCV 1,5/ 2-GF-3,5 P20 THRR32 - 1780668



Header, nominal current: 8 A, rated voltage (III/2): 160 V, number of positions: 2, pitch: 3.5 mm, Color: black, Contact surface: Tin, mounting: THR soldering, User information and design recommendations for through hole reflow technology can be found under "Downloads"

Printed-circuit board connector - MC 1,5/ 2-STF-3,5 - 1847055

Accessories

Printed-circuit board connector - MC 1,5/ 2-GF-3,5 P26 THR - 1789164

Header, nominal current: 8 A, rated voltage (III/2): 160 V, number of positions: 2, pitch: 3.5 mm, Color: black, Contact surface: Tin, mounting: THR soldering



Printed-circuit board connector - MC 1,5/ 2-GF-3,5 P26 THRR32 - 1789177

Header, nominal current: 8 A, rated voltage (III/2): 160 V, number of positions: 2, pitch: 3.5 mm, Color: black, Contact surface: Tin, mounting: THR soldering



Printed-circuit board connector - MC 1,5/ 2-GF-3,5 P20 THRR32 - 1789397

Header, nominal current: 8 A, rated voltage (III/2): 160 V, number of positions: 2, pitch: 3.5 mm, Color: black, Contact surface: Tin, mounting: THR soldering



Printed-circuit board connector - MC 1,5/ 2-GF-3,5 P14 THR - 1789601

Header, nominal current: 8 A, rated voltage (III/2): 160 V, number of positions: 2, pitch: 3.5 mm, Color: black, Contact surface: Tin, mounting: THR soldering



Printed-circuit board connector - MC 1,5/ 2-GF-3,5 P14 THRR32 - 1789614

Header, nominal current: 8 A, rated voltage (III/2): 160 V, number of positions: 2, pitch: 3.5 mm, Color: black, Contact surface: Tin, mounting: THR soldering



Printed-circuit board connector - MC 1,5/ 2-STF-3,5 - 1847055

Accessories

Base strip - MCV 1,5/ 2-GF-3,5 - 1843224

Header, nominal current: 8 A, rated voltage (III/2): 160 V, number of positions: 2, pitch: 3.5 mm, Color: green, Contact surface: Tin, mounting: Wave soldering



Base strip - MC 1,5/ 2-GF-3,5 - 1843790

Header, nominal current: 8 A, rated voltage (III/2): 160 V, number of positions: 2, pitch: 3.5 mm, Color: green, Contact surface: Tin, mounting: Wave soldering



Base strip - EMC 1,5/ 2-GF-3,5 - 1897241

Header, nominal current: 8 A, rated voltage (III/2): 160 V, number of positions: 2, pitch: 3.5 mm, Color: green, Contact surface: Tin, mounting: Press-in technology



Base strip - EMCV 1,5/ 2-GF-3,5 - 1911169

Header, nominal current: 8 A, rated voltage (III/2): 160 V, number of positions: 2, pitch: 3.5 mm, Color: green, Contact surface: Tin, mounting: Press-in technology



Base strip - MC 1,5/ 2-GF-3,5 THT - 1937318

Header, nominal current: 8 A, rated voltage (III/2): 160 V, number of positions: 2, pitch: 3.5 mm, Color: black, Contact surface: Tin, mounting: THR soldering, User information and design recommendations for through hole reflow technology can be found under "Downloads"



Printed-circuit board connector - MC 1,5/ 2-STF-3,5 - 1847055

Accessories

Base strip - MCV 1,5/ 2-GF-3,5 THT - 1937402



Header, nominal current: 8 A, rated voltage (III/2): 160 V, number of positions: 2, pitch: 3.5 mm, Color: black, Contact surface: Tin, mounting: THR soldering, User information and design recommendations for through hole reflow technology can be found under "Downloads"

Base strip - MC 1,5/ 2-GF-3,5 THT-R32 - 1996867



Header, nominal current: 8 A, rated voltage (III/2): 160 V, number of positions: 2, pitch: 3.5 mm, Color: black, Contact surface: Tin, mounting: THR soldering, User information and design recommendations for through hole reflow technology can be found under "Downloads"