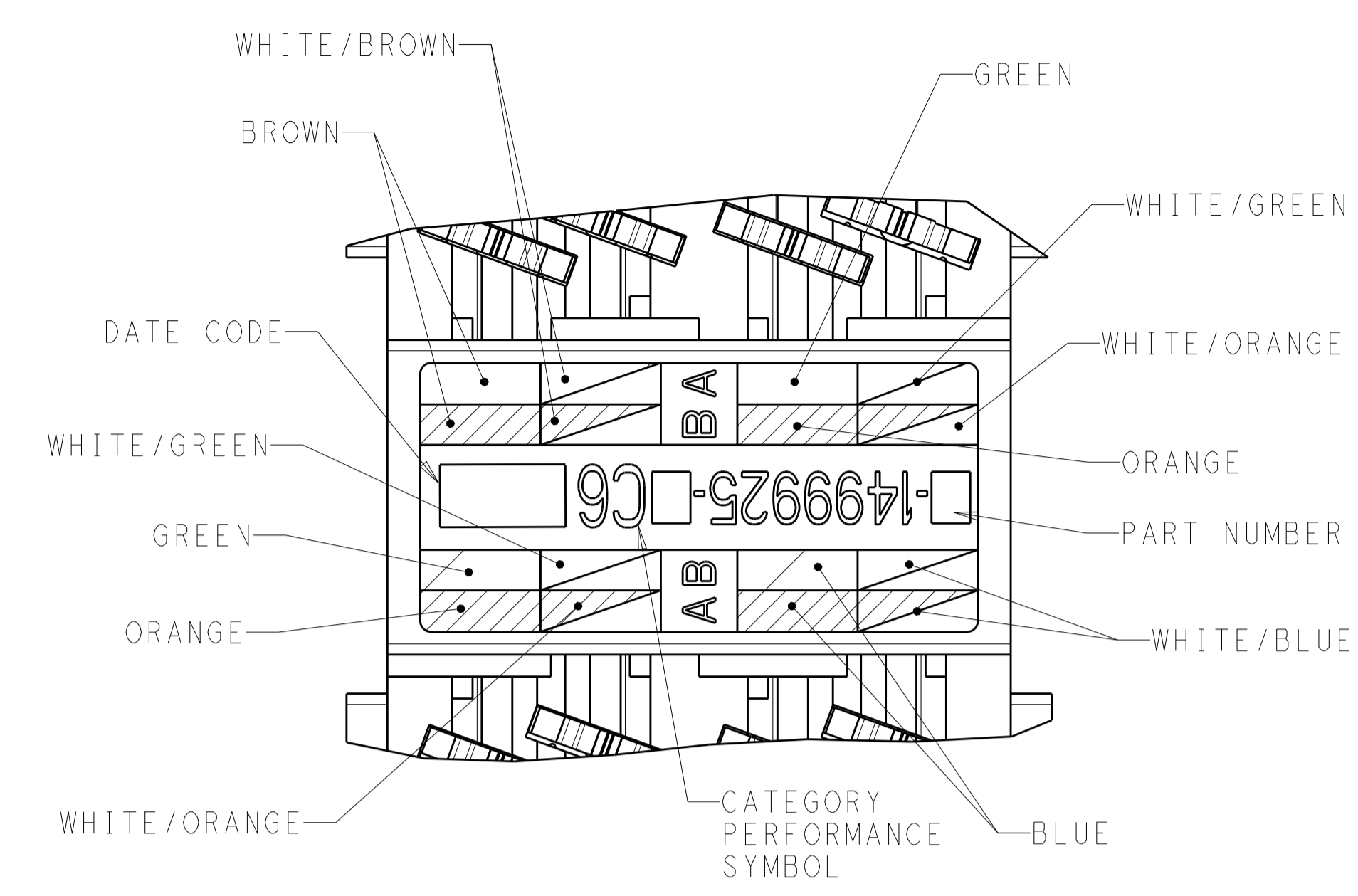
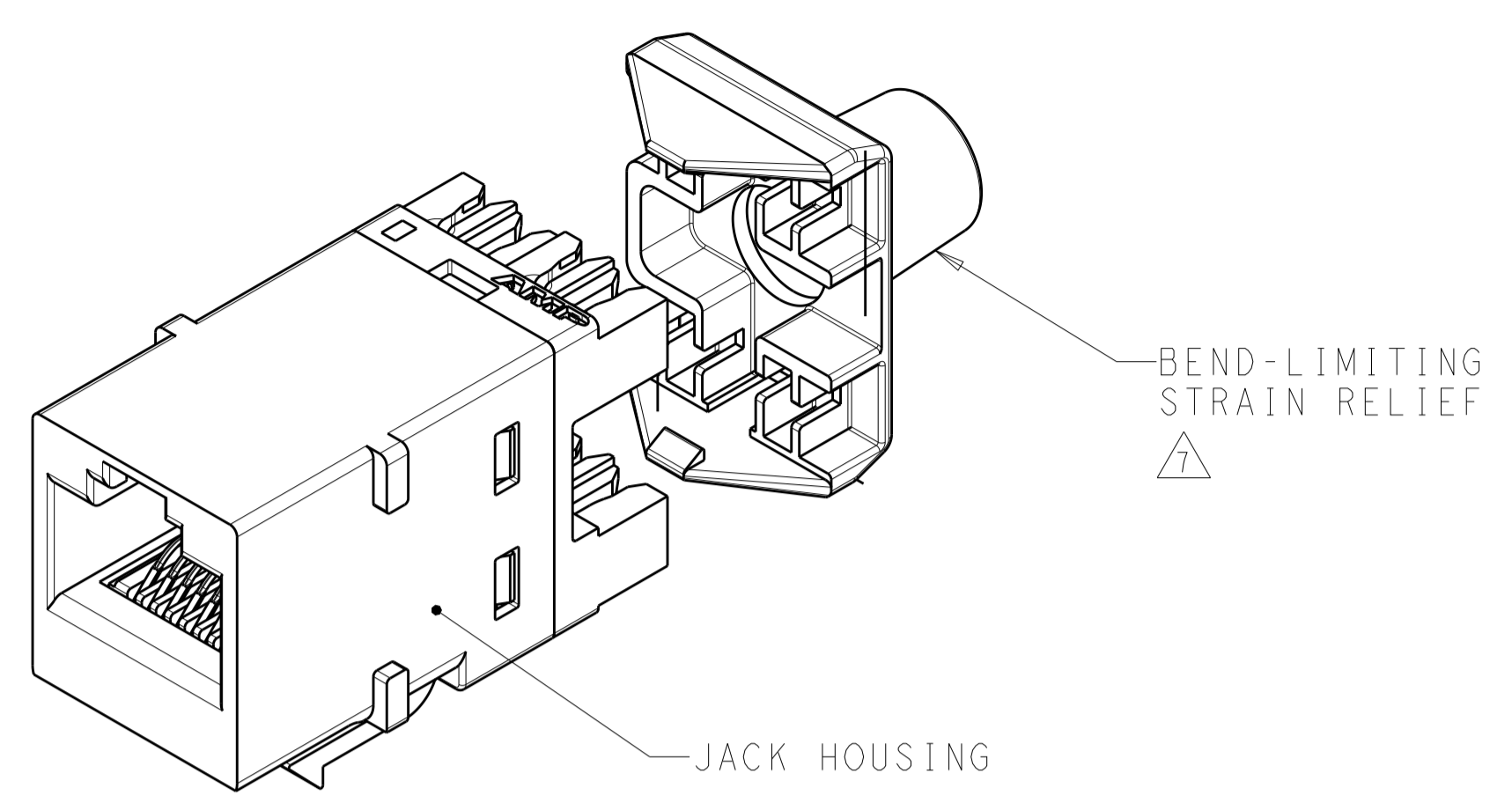
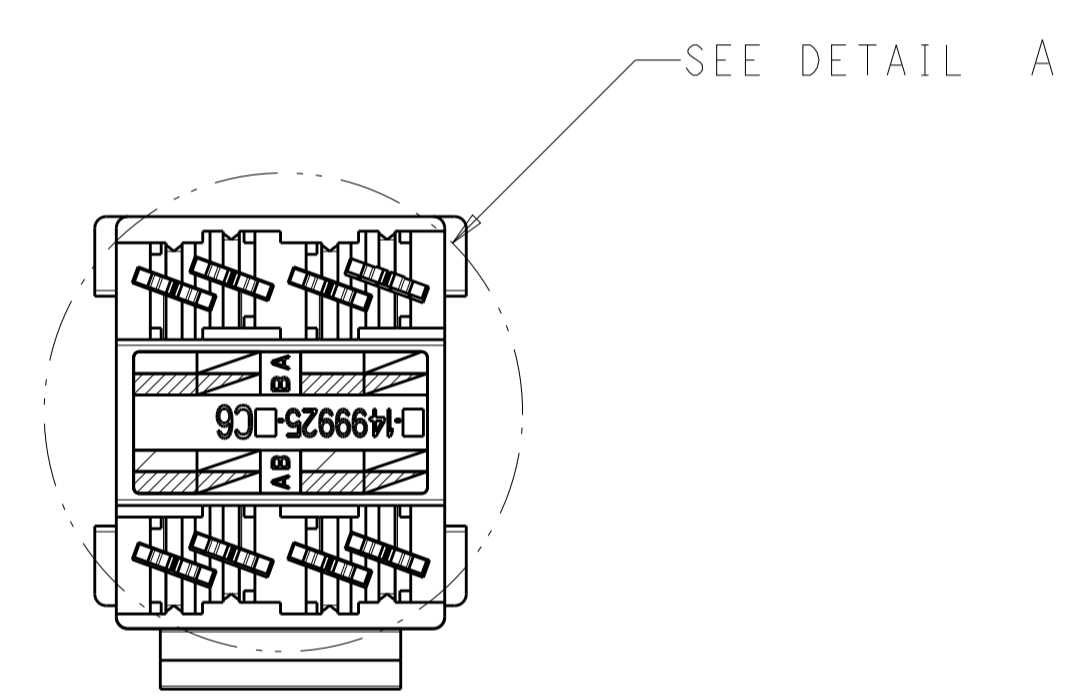
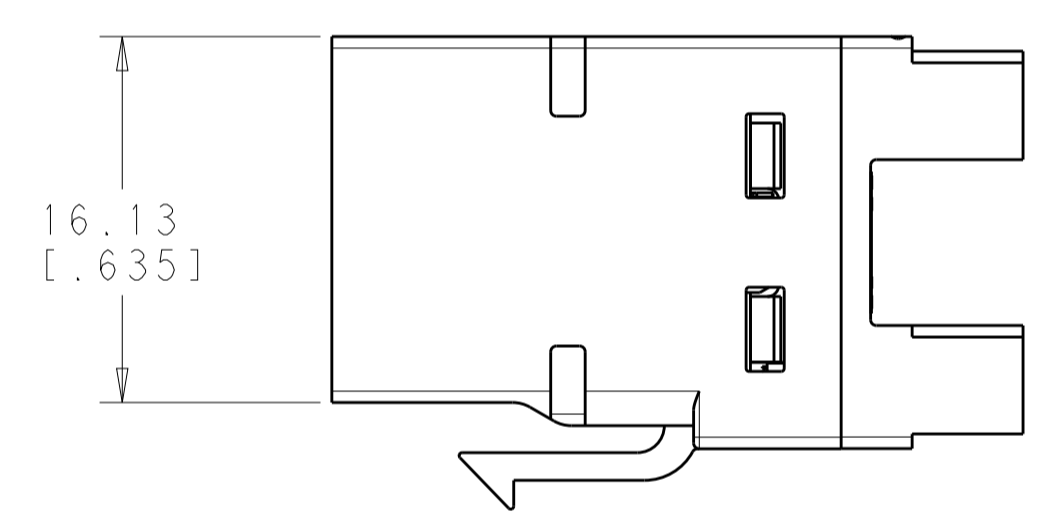
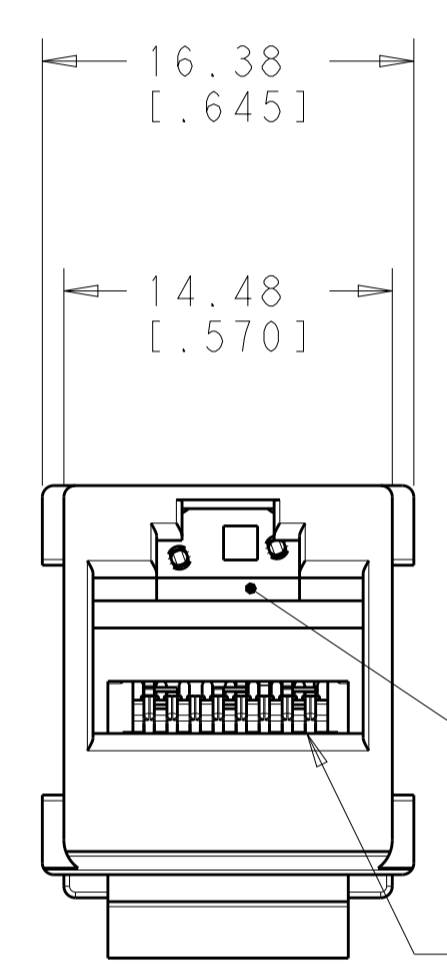


LOC	DIST	REVISIONS					
HM	00	P	LTN	DESCRIPTION	DATE	DWN	APVD
		C		ECO-13-007909	13MAY2013	JM	SJ



1. MATERIAL: JACK HOUSING - POLYCARBONATE, 94V-0 RATED. 110 BLOCK AND BEND LIMITING STRAIN RELIEF - POLYCARBONATE. ARRAY TRAY - PBT POLYESTER. JACK CONTACTS ARRAY - BERYLLIUM COPPER, PLATED WITH 1.27µm [.000050] MINIMUM THICK GOLD IN LOCALIZED AREA AND 3.81µm [.000150] MINIMUM THICK MATTE TIN IN INTERFACE AREA OVER 1.27µm [.000050] MINIMUM THICK NICKEL UNDERPLATE. IDC TERMINALS - PHOSPHOROUS BRONZE, PLATED WITH 3.81µm [.00015] MINIMUM THICK MATTE TIN OVER 1.27µm [.00005] MINIMUM THICK NICKEL UNDERPLATE.
2. HD JACK WILL TERMINATE 22-24 AWG SOLID AND 24-26 AWG STRANDED CONDUCTORS, 1.27[.050] MAXIMUM INSULATION DIAMETER. JACK WILL ACCEPT CONDUCTORS UP TO 1.45 [.057] BUT REQUIRE THE USE OF A STRAIN RELIEF.
3. CAVITY CONFORMS TO FCC RULES AND REGULATIONS PART 68 SUBPART F REQUIREMENTS.
4. MOUNTING PANEL THICKNESS 1.22 - 1.54 [.048 - .061].
5. THESE TWO SUGGESTED CUTOUT OPENINGS ARE USED IN TANDEM WITH DUAL FRONT AND BACK CUTOUTS.
6. 24 MODULAR JACK ASSEMBLIES PER BOX.
7. USE IS OPTIONAL.
8. REFER TO 408-8858 FOR TERMINATION INSTRUCTIONS USING SL SERIES TOOL TERMINATION. REFER TO 408-8417 FOR TERMINATION INSTRUCTIONS USING 110 PUNCH DOWN TOOL.
9. APPLICATION: USE ONLY WITH 1RU 48-PORT PATCH PANELS. HD JACKS WILL NOT INTERFACE WITH ANY OTHER PANELS OR FACEPLATES.

DETAIL A  
SCALE 8:1



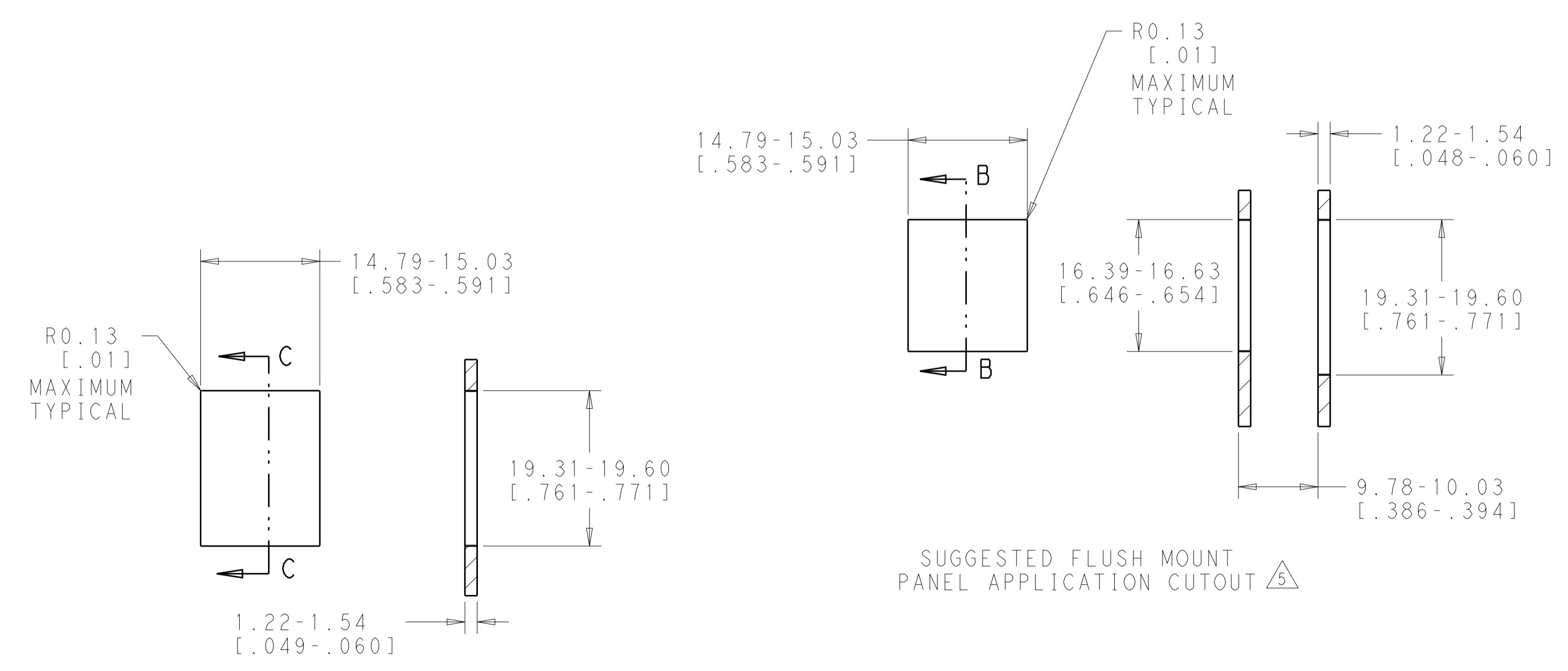
TERMINAL NUMBER 1

COLOR CODE	IDC TERMINAL	MODULAR JACK	
WHITE/BLUE			5
BLUE			4
WHITE/ORANGE			3
ORANGE			6
WHITE/GREEN			1
GREEN			2
WHITE/BROWN			7
BROWN			8

ELECTRICAL SCHEMATIC T568A

COLOR CODE	IDC TERMINAL	MODULAR JACK	
WHITE/BLUE			5
BLUE			4
WHITE/ORANGE			1
ORANGE			2
WHITE/GREEN			3
GREEN			6
WHITE/BROWN			7
BROWN			8

ELECTRICAL SCHEMATIC T568B



SINGLE PANEL CUTOUT

SUGGESTED FLUSH MOUNT PANEL APPLICATION CUTOUT

PACKAGE	HOUSING COLOR	PART NUMBER
	ALPINE WHITE	1-1499925-3
	ELEC IVORY	1-1499925-1
	VIOLET	1-1499925-0
	GREEN	1499925-9
	YELLOW	1499925-8
	RED	1499925-7
	BLUE	1499925-6
	ORANGE	1499925-5
	GRAY	1499925-4
	BLACK	1499925-2
	LT ALMOND	1499925-1

THIS DRAWING IS A CONTROLLED DOCUMENT.

OWN: L. HALL 07DEC2010  
CHK: S. ALLGOOD 08DEC2010  
APVD: S. ALLGOOD 08DEC2010

DIMENSIONS: mm [INCHES]  
TOLERANCES UNLESS OTHERWISE SPECIFIED:  
0 PLC ±  
1 PLC ±  
2 PLC ±  
3 PLC ±  
4 PLC ±  
ANGLES ±  
FINISH ±

MATERIAL:

WEIGHT:

CUSTOMER DRAWING

SCALE: 3:1 SHEET 1 OF 1 REV C

NAME: ASSEMBLY, HD SERIES JACK, CAT 6

PRODUCT SPEC: 108-131000

APPLICATION SPEC:

SIZE: A100779C=1499925

RESTRICTED TO:

TE Connectivity