

# HC-D 7-ESTC

Order No.: 1772243

<http://eshop.phoenixcontact.de/phoenix/treeViewClick.do?UID=1772243>

HEAVYCON male insert, D7 series, 7-pos., crimp connection

**Commercial data**

GTIN (EAN)	4017918036911
sales group	D010
Pack	10 pcs.
Customs tariff	85366990
Weight/Piece	0.0113 KG
Catalog page information	Page 438 (PC-2009)

**Product notes**WEEE/RoHS-compliant since:  
03/01/2006

<http://www.download.phoenixcontact.com>  
Please note that the data given here has been taken from the online catalog. For comprehensive information and data, please refer to the user documentation. The General Terms and Conditions of Use apply to Internet downloads.

**Technical data****General data**

Note	For HC-D7 housing, crimp contacts CK1,6-ED (crimp contacts not included in scope of supply)
Connection method	Crimp connection
Ambient temperature (operation)	-40 °C ... 125 °C (including heating up of contacts)
Pollution degree	3
Surge voltage category	III

Constructional and testing regulations	DIN VDE 0627/86
	DIN VDE 0110/02.79
	DIN VDE 0110-1/04.97
	IEC 60664-1, DIN IEC 60512
	IEC 60352
Number of positions	7
Insertion/withdrawal cycles	≥ 500
Design	D7
Connection in acc. with standard	IEC / EN
Conductor cross section	0.14 mm <sup>2</sup> ... 2.5 mm <sup>2</sup>
Connection cross section AWG	26 ... 14
Stripping length of the individual wire	8 mm
	6 mm (2.5 mm <sup>2</sup> )
Assembly instructions	Connectors may be operated only when there is no load/voltage.
Connection	The inserts may only be used in plastic housings at voltages >42 V.

**Material data**

Inflammability class acc. to UL 94	V0
Contact material	Copper alloy
Contact surface material	Ag (alternatively Au)
Contact carrier material	PA

**Electrical characteristics**

Rated voltage (III/3)	250 V
Rated surge voltage	4 kV
Rated current	10 A

**Certificates / Approvals**



Certification

CSA, GOST, UL

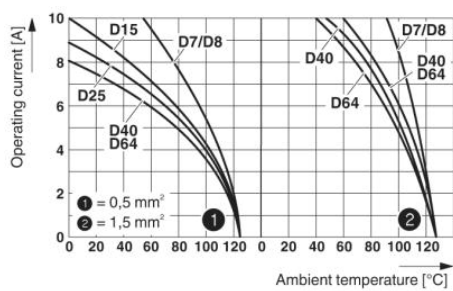
**CSA**

Nominal voltage U <sub>N</sub>	300 V
Nominal current I <sub>N</sub>	10 A

AWG/kcmil	22-16
<b>UL</b>	
Nominal voltage $U_N$	600 V
Nominal current $I_N$	10 A
AWG/kcmil	22-16

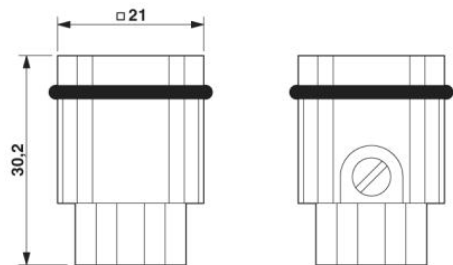
**Diagrams/Drawings**

Diagram



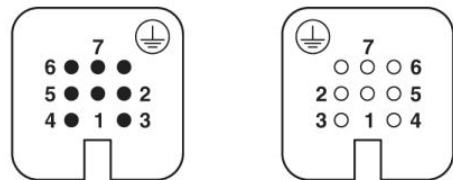
Derating diagram: HC-D...C series

Dimensioned drawing



Male insert (turned contacts)

Schematic diagram



**Address**

PHOENIX CONTACT Inc., USA  
586 Fulling Mill Road  
Middletown, PA 17057, USA  
Phone (800) 888-7388  
Fax (717) 944-1625  
<http://www.phoenixcon.com>



© 2010 Phoenix Contact  
Technical modifications reserved;