

Housing - HC-B 16-TMB-100/O1STM40G-EUA - 1604463


Please be informed that the data shown in this PDF Document is generated from our Online Catalog. Please find the complete data in the user's documentation. Our General Terms of Use for Downloads are valid (<http://phoenixcontact.com/download>)



HEAVYCON ADVANCE for increased environmental requirements, sleeve housing B16, with bayonet locking, height 100 mm, with 1xM40 thread, straight cable outlet



Key Commercial Data

Packing unit	10 pc
GTIN	 4 017918 948146
Weight per Piece (excluding packing)	395.2 g
Custom tariff number	85389099
Country of origin	Germany
Note	Made to Order (non-returnable)

Technical data

Dimensions

Height	100 mm
Width	57 mm
Length	126 mm
Length of the assembly cutout	86 mm
Width of the assembly cutout	35 mm

Ambient conditions

Degree of protection of housing (IP)	IP65
	IP67
Ambient temperature (operation)	-40 °C ... 200 °C

General

Note	For contact inserts HC-B16, BB32, D40, DD72, HS6, HV6, M, K
Type	B16

Housing - HC-B 16-TMB-100/O1STM40G-EUA - 1604463

Technical data

General

Housing type	Sleeve housing
Locking type	Bayonet locking
No. of cable outlets	1
Cable exit	straight
Screw connection	none
Type of the screw connection	1x M40
Housing material	Die-cast aluminum, salt water resistant
Housing surface material	Powder-coated, black
Seal material	Viton
Material lock	High-grade steel
Material grip body interlock	PA-GF
Assembly instructions	In order to guarantee that the ground conductor contact functions even when plugged in at an angle, the two panel mounting flanges must have sufficient electrical contact with the metal mounting panel.

Classifications

eCl@ss

eCl@ss 4.0	272607xx
eCl@ss 4.1	27260701
eCl@ss 5.0	27143424
eCl@ss 5.1	27143424
eCl@ss 6.0	27371205
eCl@ss 7.0	27371205
eCl@ss 8.0	27440202

ETIM

ETIM 2.0	EC000437
ETIM 3.0	EC000437
ETIM 4.0	EC000437
ETIM 5.0	EC000437

UNSPSC

UNSPSC 6.01	31261502
UNSPSC 7.0901	31261502
UNSPSC 11	31261502
UNSPSC 12.01	31261502
UNSPSC 13.2	31261502

Approvals

Approvals

Housing - HC-B 16-TMB-100/O1STM40G-EUA - 1604463

Approvals

Approvals

EAC

Ex Approvals

Approvals submitted

Approval details

EAC

Accessories

Accessories

Full screw connection

Cable gland - G-INS-M40-M68N-PNES-GY - 1411128



Cable gland, Cable gland material: Polyamide 6, External cable diameter 19 mm ... 28 mm, Shielding: No, Connecting thread: M40

Cable gland - G-INS-M40-M68N-PNES-BK - 1411137



Cable gland, Cable gland material: Polyamide 6, External cable diameter 19 mm ... 28 mm, Shielding: No, Connecting thread: M40

Cable gland - G-INS-M40-M68N-NNES-S - 1411167



Cable gland, Cable gland material: Brass, nickel-plated, External cable diameter 19 mm ... 28 mm, Shielding: No, Connecting thread: M40, Color: silver

Housing - HC-B 16-TMB-100/O1STM40G-EUA - 1604463

Accessories

Cable gland - HC-M-KV-M40(27-34) - 1607729



Metal screw connection up to 5 bar, thread length: 8 mm, cable diameter: 27 ... 34 mm, WAF 50, screw connection: M40

Cable gland - G-INSEC-M40-M68N-NCRS-S - 1411192



Cable gland, Cable gland material: Brass, nickel-plated, External cable diameter 19 mm ... 27 mm, Shielding: Yes, Connecting thread: M40, Color: silver

Cable gland - HC-M-KV-Z-M40 - 1646175



Metal screw connection with strain relief clamp, thread length: 8 mm, cable sealing area: 24 - 33 mm, clamping area: 26 - 36 mm, SW 50, screw connection: M40

Panel mounting flange

Mounting flange - HC-B-BF - 1604641



Panel mounting flange for HEAVYCON ADVANCE TMB housing with bayonet locking

Mounting flange - HC-B-BF-SET - 1604654



Bayonet mounting flange set, consisting of 2 mounting flanges with 4 self-tapping Torx® head screws and 4 fan-type spacers

Plug for cable screw gland

Housing - HC-B 16-TMB-100/O1STM40G-EUA - 1604463

Accessories

Filler plugs - HC-M-BS-M40 - 1645875



Filler plug, metal, size: M40

Protective cover

Protective covers - HC-B 16-TMB-SD-IP65 - 1690956



HEAVYCON ADVANCE IP65 protective cover B16, with bayonet locking, with retaining cord, diameter of retaining cord eyelet 3 mm

Reducing adapter

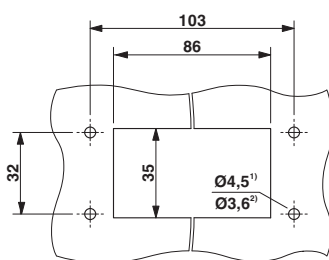
Reducing adapter - REDUC-M-KV-M40/M32 - 1647640



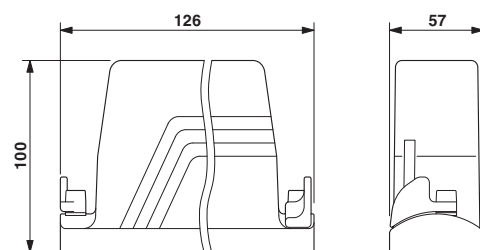
Reducing adapter, M40 on M32, incl. O-ring

Drawings

Dimensional drawing



Dimensional drawing



Panel cutout

²⁾ When self-tapping screws are used (Torx® 20, M4)