

All categories

Search term



Your shopping cart

Products

MyHARTING

Downloads / Catalogue order

Repariservice

Han-Yellock shell top entry M25

[Spotted an error?](#) | [Print page](#) | [Back](#)

Image is for illustration purposes only.
Please refer to product description.

Simply configure your entire
connector!

Combinable products

[Features](#)[Material properties](#)[Version](#)[Supplementals](#)[Connection data](#)[Dimensions and weight](#)[Norms and specifications](#)

Part number:	11 12 600 1401
Description:	Han-Yellock shell top entry M25
Type sheet:	PDF

Features

RoHS conformity:	Please contact our customer service
Size:	60
Un-/Locking temperature, min.:	-10 °C
Un-/Locking temperature, max.:	85 °C
Type of hood/housing:	Shell
Series:	Han-Yellock®
Limiting temperature, min.:	-40 °C
Limiting temperature, max.:	125 °C

[Top](#)

Connection data

Wire gauge PE contact, max.:	4 mm ²
-------------------------------------	-------------------

[Top](#)

Material properties

Material, screwing:	stainless steel
Surface, hood/housing:	powder-coated
Material, seal:	NBR
Colour, hood/housing:	RAL 7021 black/grey
Material, hood/housing:	aluminium die-cast

[Top](#)

Dimensions and weight

Net Weight:	158.7 g
Width:	56 mm
Height:	67.9 mm
Depth:	100.9 mm

[Top](#)

Version

Hoods and Housings: Case of operation:	Metal hoods/housings for industrial applications
No. of cable entries:	1
Size:	M25
Cable entry:	top entry

[Top](#)[Login to MyHARTING](#)

for pricing and stock check

Quantity: [Shopping cart](#)[Email inquiry](#)

Need assistance?

**Customer service****Your HARTING customer service representative:****866-278-0306**[CustomerService-USA@HA ...](mailto:CustomerService-USA@HA...)

Catalogue

Industrial Connectors Han® -
Page 675[Browse](#)[Download](#)

Catalogue

Chapter Han-Yellock® - Page 38

[Browse](#)[Download](#)

Norms and specifications

Approval GL:	Yes
Degree of protection acc. to DIN EN 60 529:	IP65 / IP67









[Top](#)

Supplementals









Series Han-Yellock@:	Han-Yellock® 60
Tightening torque of fixing screws:	1.2 Nm
Tightening torque of fixing screws:	2 Nm

[Top](#)

Downloads

Title	Download
Type sheet	 PDF
Type sheet	 DXF
CAD data 3D	 IGES
CAD data 3D	 STEP
CAD data 3D	 VRML
CAD data 3D	 JT
Industrial Connectors Han® - Page 675	 PDF
Chapter Han-Yellock® - Page 38	 PDF

Recently viewed - [Delete](#)

 <p>Han-Yellock shell top entry M25</p> <p>Show product details</p>	 <p>Han-Yellock M-c 0.5mm² (Ag)</p> <p>Show product details</p>
 <p>Han-Yellock side entry M32</p> <p>Show product details</p>	 <p>Han-Yellock side entry M32</p> <p>Show product details</p>
 <p>Han-Yellock 60 side entry M25</p> <p>Show product details</p>	 <p>Han-Yellock M-c 1.5mm² (Ag)</p> <p>Show product details</p>
 <p>Han-Yellock M-c 1mm² (Ag)</p>	 <p>Han-Eco 10B TE M32 with cable gland</p>

Recently searched - [Delete](#)

- All categories: [09140010423](#) (1)
- All categories: [09302100803](#) (1)
- All categories: [19302160252](#) (1)
- All categories: [19302240292](#) (1)
- All categories: [11000009601](#) (1)
- All categories: [19410060301](#) (1)
- All categories: [han_eco](#) (188)
- All categories: [19410012700](#) (1)
- All categories: [yellock](#) (164)

[Show product details](#)

[Show product details](#)



Han-Eco 10B-HBM

[Show product details](#)



**Han-Eco 10B SE M32
with cable gland**

[Show product details](#)



[Home](#) | [Contact](#) | [Privacy Policy](#) | [Terms of Use](#) | [Sales and delivery conditions](#) | [Imprint](#)

HARTING contact: HARTING Inc. of N.America | Bowes Road1370 | 60123-5538 Elgin | USA
HARTING support: 866-278-0306 | **E-mail address** (For questions regarding products, orders and user accounts)
Website support: | **E-mail address** (For technical problems regarding the website)

Follow us on

