

## Housing - HC-B 10-TMB-100/O1STM32S-EUA - 1604379


Please be informed that the data shown in this PDF Document is generated from our Online Catalog. Please find the complete data in the user's documentation. Our General Terms of Use for Downloads are valid (<http://phoenixcontact.com/download>)



HEAVYCON ADVANCE for increased environmental requirements, sleeve housing B10, with bayonet locking, height 100 mm, with 1xM32 thread, lateral cable outlet



### Key commercial data

Packing unit	10 pc
GTIN	 4 017918 948054
Weight per Piece (excluding packing)	355.18 g
Custom tariff number	85389099
Country of origin	Germany
Note	Made to Order (non-returnable)

### Technical data

#### Dimensions

Height	100 mm
Width	57 mm
Length	105 mm
Length of the assembly cutout	65 mm
Width of the assembly cutout	35 mm

#### Ambient conditions

Degree of protection of housing (IP)	IP65
	IP67
Ambient temperature (operation)	-40 °C ... 200 °C

#### General

Note	For contact inserts HC-B10, BB18, DD42, M, K8/24
Type	B10

# Housing - HC-B 10-TMB-100/O1STM32S-EUA - 1604379

## Technical data

### General

Housing type	Sleeve housing
Locking type	Bayonet locking
No. of cable outlets	1
Cable exit	Lateral
Screw connection	none
Type of the screw connection	1x M32
Housing material	Die-cast aluminum, salt water resistant
Housing surface material	Powder-coated, black
Seal material	Viton
Material lock	High-grade steel
Material grip body interlock	PA-GF
Assembly instructions	In order to guarantee that the ground conductor contact functions even when plugged in at an angle, the two panel mounting flanges must have sufficient electrical contact with the metal mounting panel.

## Classifications

### eCl@ss

eCl@ss 4.0	272607xx
eCl@ss 4.1	27260701
eCl@ss 5.0	27143424
eCl@ss 5.1	27143424
eCl@ss 6.0	27371205
eCl@ss 7.0	27371205
eCl@ss 8.0	27440202

### ETIM

ETIM 2.0	EC000437
ETIM 3.0	EC000437
ETIM 4.0	EC000437
ETIM 5.0	EC000437

### UNSPSC

UNSPSC 6.01	31261502
UNSPSC 7.0901	31261502
UNSPSC 11	31261502
UNSPSC 12.01	31261502
UNSPSC 13.2	31261502

## Approvals

### Approvals

# Housing - HC-B 10-TMB-100/O1STM32S-EUA - 1604379

## Approvals

Approvals

EAC

---

Ex Approvals

---

Approvals submitted

---

## Approval details

EAC
-----

## Accessories

Accessories

Extension adapter

Extension adapter - ENLAR-M-KV-M32/M40 - 1647682



Step-up adapter, M32 to M40, including O-ring

---

Full screw connection

Cable gland - G-INS-M32-M68N-PNES-GY - 1411127



Cable gland, Cable gland material: Polyamide 6, External cable diameter 15 mm ... 21 mm, Shielding: No, Connecting thread: M32, Color: silver grey

---

Cable gland - G-INS-M32-M68N-PNES-BK - 1411136



Cable gland, Cable gland material: Polyamide 6, External cable diameter 15 mm ... 21 mm, Shielding: No, Connecting thread: M32, Color: jet black

---

## Housing - HC-B 10-TMB-100/O1STM32S-EUA - 1604379

### Accessories

Cable gland - G-INS-M32-M68N-NNES-S - 1411166



Cable gland, Cable gland material: Brass, nickel-plated, External cable diameter 15 mm ... 21 mm, Shielding: No, Connecting thread: M32, Color: silver

---

Cable gland - HC-M-KV-M32(19-27) - 1646010



Metal screw connection up to 5 bar, thread length: 8 mm, cable diameter: 19 - 27 mm, WAF 43, screw connection: M32

---

Cable gland - G-INSEC-M32-M68N-NCRS-S - 1411191



Cable gland, Cable gland material: Brass, nickel-plated, External cable diameter 14 mm ... 21 mm, Shielding: Yes, Connecting thread: M32, Color: silver

---

Cable gland - HC-M-KV-Z-M32 - 1646162



Metal screw connection with strain relief clamp, thread length: 8 mm, cable sealing area: 18 - 27 mm, clamping area: 19 - 30 mm, SW 40, screw connection: M32

---

Cable gland - HC-M-KV-T-M32 - 1646201



Metal screw connection with cable bend protection and strain relief, thread length: 8 mm, cable sealing area: 18 - 27 mm, clamping area: 20 - 30 mm, SW 40, screw connection: M32

---

### Panel mounting flange

## Housing - HC-B 10-TMB-100/O1STM32S-EUA - 1604379

### Accessories

Mounting flange - HC-B-BF - 1604641



Panel mounting flange for HEAVYCON ADVANCE TMB housing with bayonet locking

---

Mounting flange - HC-B-BF-SET - 1604654



Bayonet mounting flange set, consisting of 2 mounting flanges with 4 self-tapping Torx® head screws and 4 fan-type spacers

---

Plug for cable screw gland

Filler plugs - HC-M-BS-M32 - 1645862



Filler plug, metal, size: M32

---

Protective cover

Protective covers - HC-B 10-TMB-SD-IP65 - 1690943



HEAVYCON ADVANCE IP65 protective cover B10, with bayonet locking, with retaining cord, diameter of retaining cord eyelet 3 mm

---

Reducing adapter

Reducing adapter - REDUC-M-KV-M32/M25 - 1647637



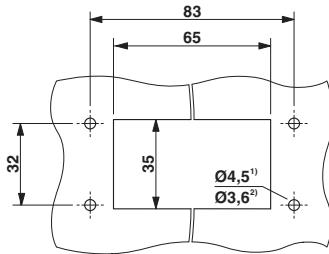
Reducing adapter, metal, M32 to M25, including O-ring

---

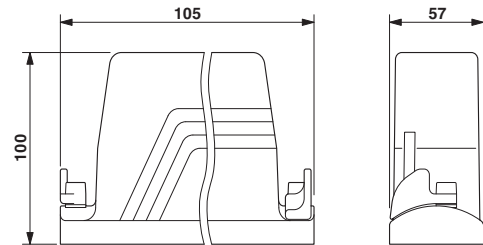
Drawings

## Housing - HC-B 10-TMB-100/O1STM32S-EUA - 1604379

Dimensioned drawing



Dimensioned drawing



### Panel cutout

<sup>2)</sup> When self-tapping screws are used (Torx® 20, M4)