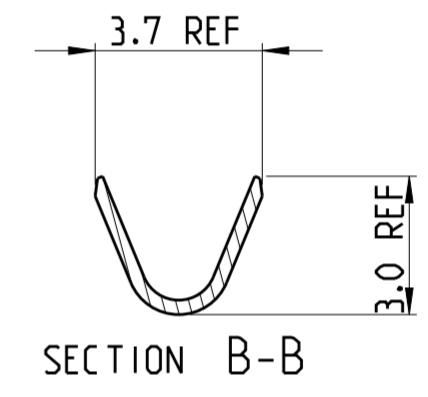
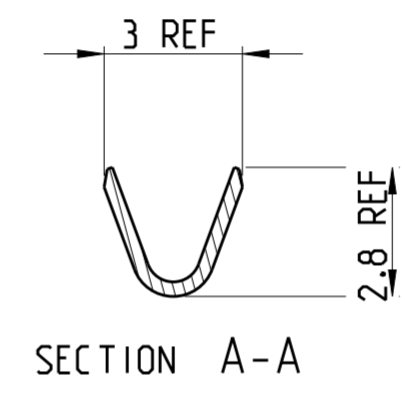
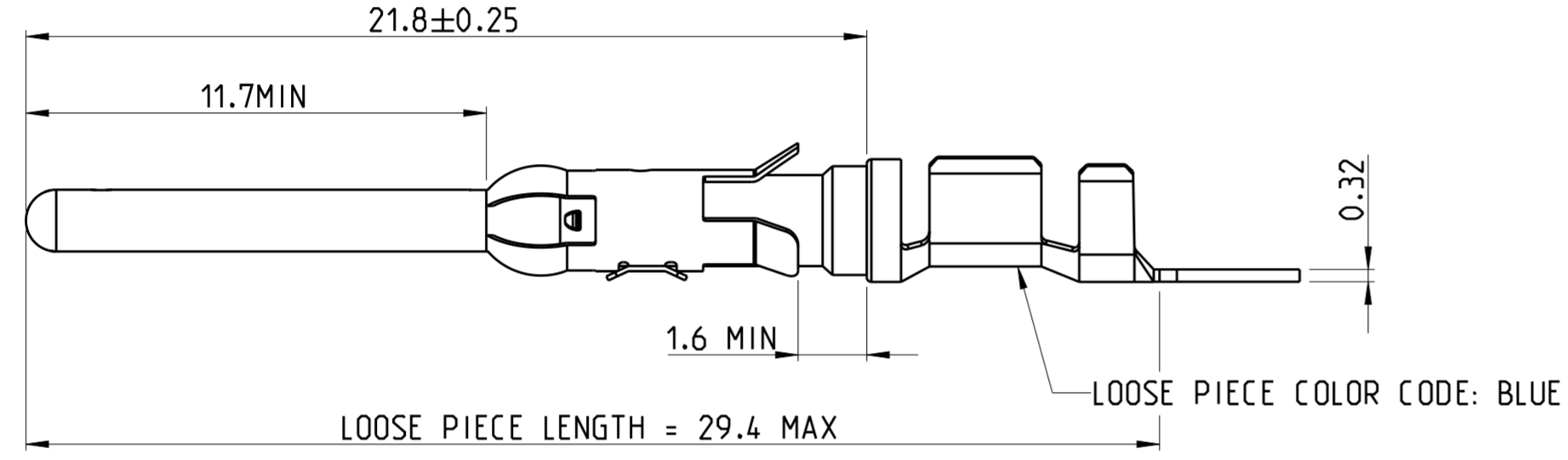
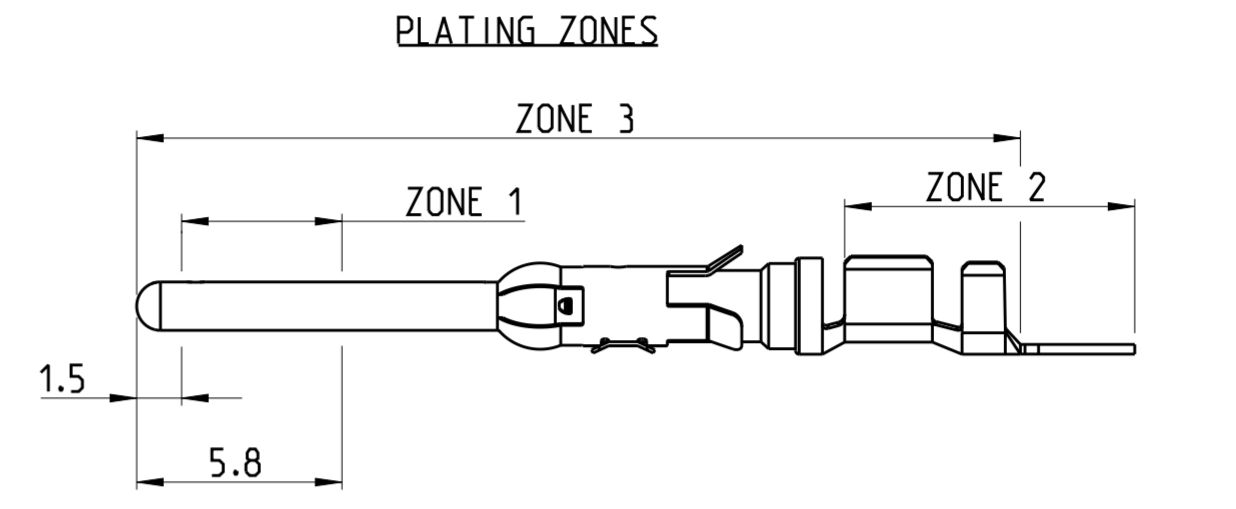
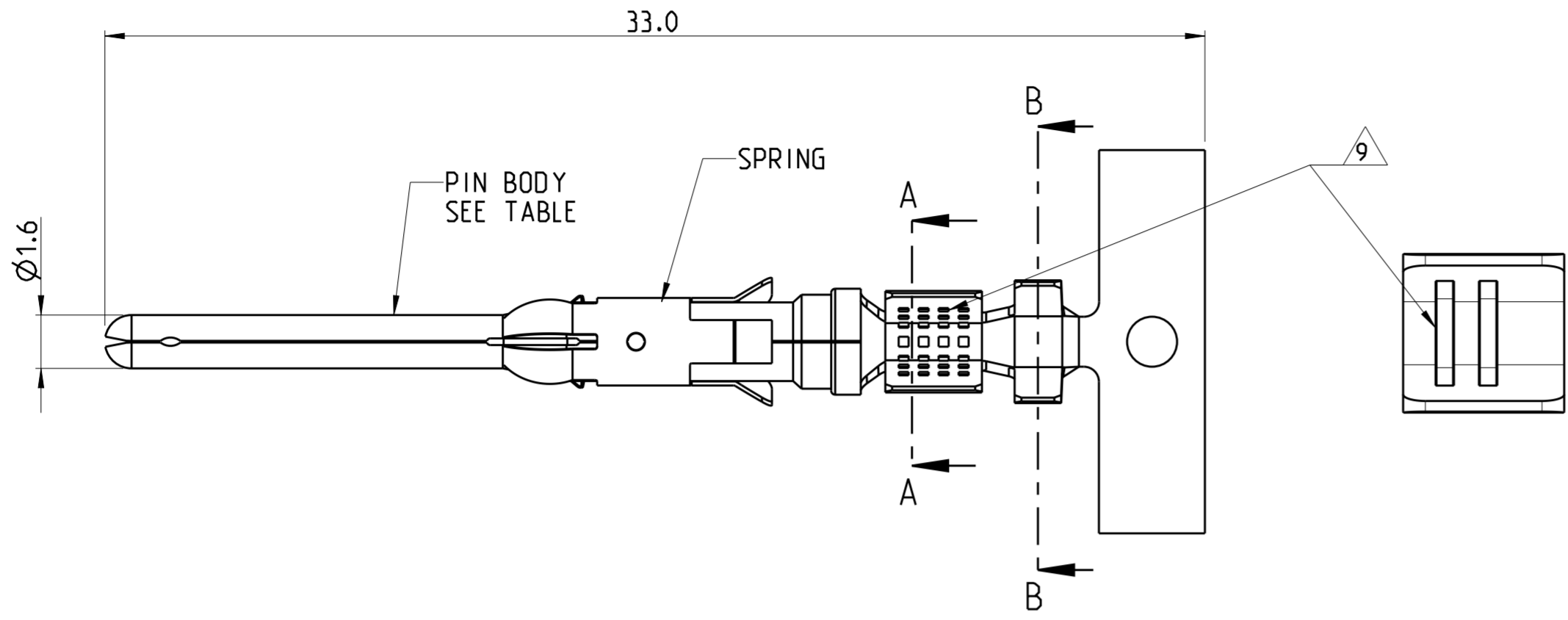


THIS DRAWING IS UNPUBLISHED. RELEASED FOR PUBLICATION 20
 (C) COPYRIGHT 20 BY - ALL RIGHTS RESERVED.

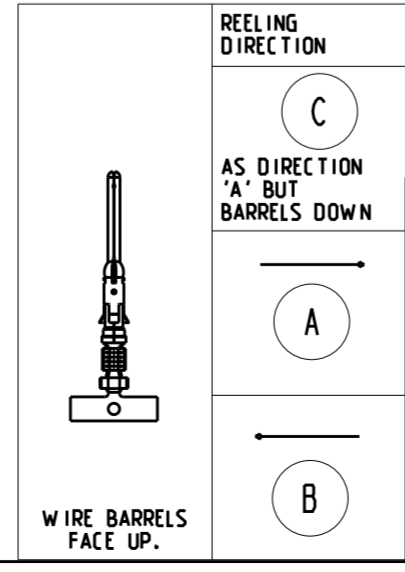
LOC	DIST	REVISIONS					
		P	LTR	DESCRIPTION	DATE	DWN	APVD
B	E	M1		COLOR CODE DETAILS ADDED	09JAN2014	TJ	JK
		M2		ADDITION OF NOTE 12. TEXT "REF" DIM 3 & 3.7 IN ZONE C1 & C2. "29.4 MAX" IN ZONE B3	21JULY2015	TJ	PS



NOTES

- 1. 1.27 MICRON MIN NICKEL PLATE OVER ZONE 3.
0.76 MICRON MIN PRECIOUS METAL PLATE OVER ZONE 1.
1 MICRON MIN TIN PLATE OVER ZONE 2.
CONFORMS TO THE REQUIREMENTS OF TE CONNECTIVITY PRODUCT SPEC 108-10042 BASED ON EIA/ECA-364-1000.01A (CONTROLLED ENVIRONMENT APPLICATIONS)
- 2. 1.27 MICRONS MIN NICKEL PLATE OVER ZONE 3.
0.76 MICRON MIN PRECIOUS METAL ELECTROPLATE OVER ZONE 1.
0.076 MICRON MIN GOLD FLASH PLATE OVER THE REMAINDER OF ZONE 3.
CONFORMS TO THE REQUIREMENTS OF TE CONNECTIVITY PRODUCT SPEC 108-10042 BASED ON EIA/ECA-364-1000.01A (CONTROLLED ENVIRONMENT APPLICATIONS)
- 3. 1.54 - 2.54 MICRON SILVER PLATE OVER ZONE 3.
- 4. 1.27 MICRON MIN NICKEL PLATE OVER ZONE 3.
0.76 MICRON MIN GOLD PLATE OVER ZONE 1.
0.076 MICRON MIN GOLDFLASH PLATE OVER THE REMAINDER OF ZONE 3.
- 5. 1.27 MICRON MIN NICKEL PLATE OVER ZONE 3.
0.76 MICRON MIN GOLD PLATE OVER ZONE 1.
1 MICRON MIN TIN PLATE OVER ZONE 2.
- 6. HOT-DIPPED PRETIN
- 7. 1.27 MICRONS MIN NICKEL PLATE OVER ZONE 3.
1 - 3 MICRON ELECTRO-TIN PLATE OVER ZONE 3
- 8. 0.76 MICRON MIN NICKEL PLATE OVER ZONE 3 PER QQ-N-290
1.5 - 2.54 MICRON SILVER PLATE OVER ZONE 3.
- 9. SERRATIONS CAN BE MULTI LOCK OR TWO SLOTS.
- 10. WIRE RANGE: 0.75 - 1.50 mm² (18-16 AWG)
- 11. INSULATION RANGE: 2.0 - 2.5 mm (.080-.100) DIA
- 12. OMISSION OF 6 CONTACTS MAX PER REEL OF 5000PCS

A	2	STAINLESS STEEL	PHBR	164164-8	1-164161-5
A	3	STAINLESS STEEL	PHBR	164164-7	1-164161-3
B	3	STAINLESS STEEL	PHBR		1-164161-2
A	6	STAINLESS STEEL	BRASS	164164-6	1-164161-1
A	6	STAINLESS STEEL	BRASS	164164-5	164161-9
A	1	STAINLESS STEEL	BRASS	164164-4	164161-7
B	1	STAINLESS STEEL	BRASS		164161-6
A	2	STAINLESS STEEL	BRASS	164164-2	164161-4
A	7	STAINLESS STEEL	BRASS	164164-1	164161-3
B	2	STAINLESS STEEL	BRASS		164161-2



THIS DRAWING IS A CONTROLLED DOCUMENT.

DIMENSIONS:	TOLERANCES UNLESS OTHERWISE SPECIFIED:
mm	0 PLC ±0.5
	1 PLC ±0.25
	2 PLC ±0.15
	3 PLC ±0.15
	4 PLC ±
	ANGLES ±2°
	FINISH

MATERIAL: SEE TABLE
TOLERANCES: SEE TABLE

APVD: J. BRIGHT (01JUN2012), J. AMBROSE (01JUN2012), M. GREENER (01JUN2012)

PRODUCT SPEC: 108-10042
APPLICATION SPEC: 114-19000

NAME: TYPE III+, SIZE 16, PIN ASS'Y LONG SERIES, 18-16 AWG, 2.0-2.5mm DIA INSULATION

SIZE: A2, CAGE CODE: 00779, DRAWING NO: 164161

RESTRICTED TO: -

CUSTOMER DRAWING, SCALE: NTS, SHEET 1 OF 1, REV: M2

Mouser Electronics

Authorized Distributor

Click to View Pricing, Inventory, Delivery & Lifecycle Information:

[TE Connectivity:](#)

[1-164161-3](#)