

# Housing - HC-B 6-TMS-100/O1STM25G-EUA - 1604104


Please be informed that the data shown in this PDF Document is generated from our Online Catalog. Please find the complete data in the user's documentation. Our General Terms of Use for Downloads are valid (<http://phoenixcontact.com/download>)



HEAVYCON ADVANCE for increased environmental requirements, sleeve housing B6, with screw locking, height 100 mm, with 1xM25 thread, straight cable outlet



## Key Commercial Data

Packing unit	10 pc
GTIN	 4 017918 884017
Weight per Piece (excluding packing)	312.19 g
Custom tariff number	85389099
Country of origin	Germany
Note	Made to Order (non-returnable)

## Technical data

### Dimensions

Height	100 mm
Width	57 mm
Length	92 mm
Length of the assembly cutout	52 mm
Width of the assembly cutout	35 mm

### Ambient conditions

Degree of protection of housing (IP)	IP66
	IP68 (0.2 bar 24 h)
	IP69K
Degree of protection of housing (NEMA)	4 (UL50e / NEMA 250)
	4X (UL50e / NEMA 250)
	6P (UL50e / NEMA 250)
	12 (UL50e / NEMA 250)

# Housing - HC-B 6-TMS-100/O1STM25G-EUA - 1604104

## Technical data

### Ambient conditions

Ambient temperature (operation)	-40 °C ... 125 °C
---------------------------------	-------------------

### General

Note	For contact inserts HC-B6, BB10, DD24, M
Type	B6
Housing type	Sleeve housing
Locking type	Screw locking
Torque	3 Nm (Locking screw)
Fixing screws	M6
No. of cable outlets	1
Cable exit	straight
Screw connection	none
Type of the screw connection	1x M25
Housing material	Die-cast aluminum, salt water resistant
Housing surface material	Powder-coated, black
Seal material	Viton
Material lock	High-grade steel
Assembly instructions	In order to guarantee that the ground conductor contact functions even when plugged in at an angle, the two panel mounting flanges must have sufficient electrical contact with the metal mounting panel.
Connection	Tightening torque of locking screw: 3 Nm.

## Classifications

### eCl@ss

eCl@ss 4.0	272607xx
eCl@ss 4.1	27140816
eCl@ss 5.0	27371205
eCl@ss 5.1	27371205
eCl@ss 6.0	27371205
eCl@ss 7.0	27371205
eCl@ss 8.0	27440202

### ETIM

ETIM 2.0	EC000437
ETIM 3.0	EC000437
ETIM 4.0	EC000437
ETIM 5.0	EC000437

### UNSPSC

UNSPSC 6.01	31261502
UNSPSC 7.0901	31261502

# Housing - HC-B 6-TMS-100/O1STM25G-EUA - 1604104

## Classifications

### UNSPSC

UNSPSC 11	31261502
UNSPSC 12.01	31261502
UNSPSC 13.2	31261502

## Approvals

### Approvals

---

Approvals

EAC

---

Ex Approvals

---

Approvals submitted

---

### Approval details

EAC
-----

## Accessories

### Accessories

#### Extension adapter

Extension adapter - ENLAR-M-KV-M25/M32 - 1647679



Step-up adapter, M25 to M32, including O-ring

#### Full screw connection

Cable gland - G-INS-M25-M68N-PNES-GY - 1411126



Cable gland, Cable gland material: Polyamide 6, External cable diameter 11 mm ... 17 mm, Shielding: No, Connecting thread: M25

## Housing - HC-B 6-TMS-100/O1STM25G-EUA - 1604104

### Accessories

Cable gland - G-INS-M25-M68N-PNES-BK - 1411134



Cable gland, Cable gland material: Polyamide 6, External cable diameter 11 mm ... 17 mm, Shielding: No, Connecting thread: M25

---

Cable gland - G-INS-M25-M68N-NNES-S - 1411165



Cable gland, Cable gland material: Brass, nickel-plated, External cable diameter 11 mm ... 17 mm, Shielding: No, Connecting thread: M25, Color: silver

---

Cable gland - HC-M-KV-M25(14-21) - 1646007



Metal screw connection up to 5 bar, thread length: 7 mm, cable diameter: 14 - 21 mm, WAF 34, screw connection: M25

---

Cable gland - G-INSEC-M25-S68N-NCRS-S - 1411190



Cable gland, Cable gland material: Brass, nickel-plated, External cable diameter 11 mm ... 16 mm, Shielding: Yes, Connecting thread: M25, Color: silver

---

Cable gland - HC-M-KV-Z-M25 - 1646159



Metal screw connection with strain relief clamp, thread length: 7 mm, cable sealing area: 10 - 19 mm, clamping area: 12 - 22 mm, SW 30, screw connection: M25

---

## Housing - HC-B 6-TMS-100/O1STM25G-EUA - 1604104

### Accessories

Cable gland - HC-M-KV-T-M25 - 1646191



Metal screw connection with cable bend protection and strain relief, thread length: 7 mm, cable sealing area: 10 - 19 mm, clamping area: 14 - 21 mm, SW 30, screw connection: M25

---

### Panel mounting flange

Mounting flange - HC-B-AF - 1686533



Panel mounting flange for HEAVYCON-ADVANCE TMS housing with screw locking

---

Mounting flange - HC-B-AF-SET - 1604638



Panel mounting flange for screw locking, set comprising 2 panel mounting flanges with 4 self-tapping Torx® head screws and 4 fan-type washers

---

### Plug for cable screw gland

Filler plugs - HC-M-BS-M25 - 1645859



Filler plug, metal, size: M25

---

### Protective cover

Protective covers - HC-B 6-TMS-SD-IP50 - 1690736



HEAVYCON ADVANCE IP50 protective cover B6, for panel mounting side, with clip locking, with retaining cord, diameter of retaining cord eyelet 3 mm

## Housing - HC-B 6-TMS-100/O1STM25G-EUA - 1604104

### Accessories

Protective covers - HC-B 6-TMS-SD-IP65 - 1690778



HEAVYCON ADVANCE IP65 protective cover B6, for panel mounting side, with screw locking, with retaining cord, diameter of retaining cord eyelet 3 mm

### Reducing adapter

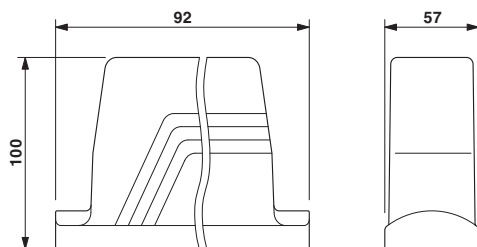
Reducing adapter - REDUC-M-KV-M25/M20 - 1647624



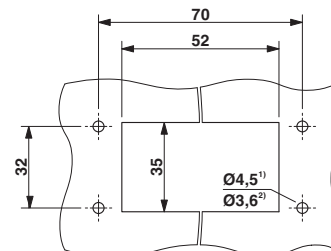
Step-down adapter, M25 to M20, including O-ring

### Drawings

Dimensional drawing



Dimensional drawing



Mounting cutout

<sup>1)</sup> when M4 screws are used

<sup>2)</sup> when self-tapping Torx® screws are used (Torx® 20, M4)