

## Contact insert - HC-D 7-I-CT-F - 1584347

Please be informed that the data shown in this PDF Document is generated from our Online Catalog. Please find the complete data in the user's documentation. Our General Terms of Use for Downloads are valid (<http://phoenixcontact.com/download>)




HEAVYCON female insert, D7 series, 7-pos., crimp connection, with IP65 sealing screw

### Why buy this product

- Can be used in rail vehicles, satisfy DIN EN 45545-2 with requirement sets R22, R23, and R24 in hazard levels HL1, HL2, and HL3.

### Key Commercial Data

Packing unit	1 STK
GTIN	 4 046356 142601
GTIN	4046356142601
Weight per Piece (excluding packing)	14.000 g
Custom tariff number	85366990
Country of origin	China

### Technical data

#### General

Note	For HC-D7 housing, crimp contacts CK1,6-ED (crimp contacts not included in scope of supply)
Connection method	Crimp connection
Degree of pollution	3
Overvoltage category	III
Constructional and testing regulations	DIN VDE 0627/86
	DIN VDE 0110/02.79
	DIN VDE 0110-1/04.97
	IEC 60664-1, DIN IEC 60512

# Contact insert - HC-D 7-I-CT-F - 1584347

## Technical data

### General

	IEC 60352
Number of positions	7+PE
Insertion/withdrawal cycles	≥ 500
Size	D7
Connection in acc. with standard	IEC / EN
Conductor cross section	0.14 mm <sup>2</sup> ... 2.5 mm <sup>2</sup>
Connection cross section AWG	26 ... 14
Stripping length of the individual wire	8 mm (0.14 - 1.5 mm <sup>2</sup> )
	6 mm (2.5 mm <sup>2</sup> )
Assembly instructions	Connectors may be operated only when there is no load/voltage.

### Ambient conditions

Ambient temperature (operation)	-40 °C ... 125 °C (including heating up of contacts)
---------------------------------	--

### Material data

Flammability rating according to UL 94	V0
Seal material	NBR
Contact material	Copper alloy
Contact surface material	Ag (alternatively Au)
Contact carrier material	PC
Standards/regulations	PC: Fire protection in rail vehicles - requirement sets R22, R23, and R24 acc. to DIN EN 45545-2 (Risk level HL1 - HL3)

### Electrical characteristics

Rated voltage (III/3)	250 V
Rated surge voltage	4 kV
Rated current	10 A

### Standards and Regulations

Connection in acc. with standard	IEC / EN
Constructional and testing regulations	DIN VDE 0627/86
	DIN VDE 0110/02.79
	DIN VDE 0110-1/04.97
	IEC 60664-1, DIN IEC 60512
	IEC 60352
Flammability rating according to UL 94	V0

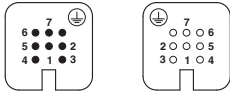
### Environmental Product Compliance

China RoHS	Environmentally friendly use period: unlimited = EFUP-e
	No hazardous substances above threshold values

# Contact insert - HC-D 7-I-CT-F - 1584347

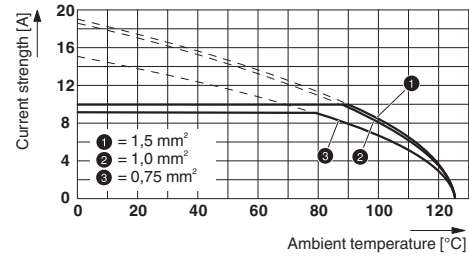
## Drawings

Schematic diagram



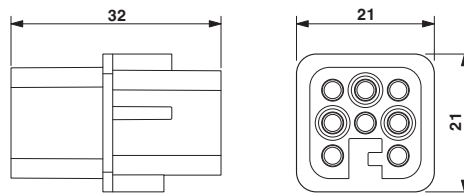
Connector pin assignment connection side: Left pin; right socket

Diagram



Derating diagram: Series HC-D 7-I-CT..

Dimensional drawing



Female insert

## Approvals

Approvals

Approvals

UL Recognized / EAC / EAC / CSA / GL

Ex Approvals

## Approval details

UL Recognized <a href="http://database.ul.com/cgi-bin/XYV/template/LISEXT/1FRAME/index.htm">http://database.ul.com/cgi-bin/XYV/template/LISEXT/1FRAME/index.htm</a> FILE E 118976	
mm²/AWG/kcmil	14


## Contact insert - HC-D 7-I-CT-F - 1584347

### Approvals

Nominal current I <sub>N</sub>	12 A
Nominal voltage U <sub>N</sub>	600 V

EAC EAC-Zulassung
-------------------

EAC 7500651.22.01.00246
-------------------------

CSA  <a href="http://www.csagroup.org/services/testing-and-certification/certified-product-listing/">http://www.csagroup.org/services/testing-and-certification/certified-product-listing/</a> 13631	
mm <sup>2</sup> /AWG/kcmil	14
Nominal current I <sub>N</sub>	10 A
Nominal voltage U <sub>N</sub>	600 V

GL <a href="http://www.gl-group.com/newbuilding/approvals/index.html">http://www.gl-group.com/newbuilding/approvals/index.html</a> 6196614
--