

Contact insert - HC-D 40-I-CT-F - 1584428

Please be informed that the data shown in this PDF Document is generated from our Online Catalog. Please find the complete data in the user's documentation. Our General Terms of Use for Downloads are valid (<http://phoenixcontact.com/download>)




HEAVYCON female insert, D40 series, 40-pos., crimp connection

Why buy this product

- Can be used in rail vehicles, satisfy DIN EN 45545-2 with requirement sets R22, R23, and R24 in hazard levels HL1, HL2, and HL3.
- For fast coding with plastic profile (Order No. 1410916, type CP-HC-S)



Key Commercial Data

Packing unit	1 STK
GTIN	 4 046356 142687
GTIN	4046356142687
Weight per Piece (excluding packing)	78.000 g
Custom tariff number	85366990
Country of origin	China

Technical data

General

Note	For HC-D40 housing, crimp contacts CK1,6-ED (crimp contacts not included in scope of supply)
Connection method	Crimp connection
Degree of pollution	3
Overvoltage category	III
Constructional and testing regulations	DIN VDE 0627/86
	DIN VDE 0110/02.79
	DIN VDE 0110-1/04.97

Contact insert - HC-D 40-I-CT-F - 1584428

Technical data

General

	IEC 60664-1, DIN IEC 60512
	IEC 60352
Number of positions	40+PE
Insertion/withdrawal cycles	≥ 500
Size	B16
Connection in acc. with standard	IEC / EN
Conductor cross section	0.14 mm ² ... 2.5 mm ²
Connection cross section AWG	26 ... 14
Stripping length of the individual wire	8 mm (0.14 - 1.5 mm ²)
	6 mm (2.5 mm ²)
Assembly instructions	- Use of HC-CST (1676857) coding pins and HC-CBU (1676860) coding sockets has been prescribed.
Connection	Connectors may be plugged in only when there is no load/voltage.

Ambient conditions

Ambient temperature (operation)	-40 °C ... 125 °C (including heating up of contacts)
---------------------------------	--

Material data

Flammability rating according to UL 94	V0
Contact material	Copper alloy
Contact surface material	Ag (alternatively Au)
Contact carrier material	PC
Standards/regulations	PC: Fire protection in rail vehicles - requirement sets R22, R23, and R24 acc. to DIN EN 45545-2 (Risk level HL1 - HL3)

Electrical characteristics

Rated voltage (III/3)	250 V
Rated surge voltage	4 kV
Rated current	10 A

Standards and Regulations

Connection in acc. with standard	IEC / EN
Constructional and testing regulations	DIN VDE 0627/86
	DIN VDE 0110/02.79
	DIN VDE 0110-1/04.97
	IEC 60664-1, DIN IEC 60512
	IEC 60352
Flammability rating according to UL 94	V0

Environmental Product Compliance

China RoHS	Environmentally friendly use period: unlimited = EFUP-e
------------	---

Contact insert - HC-D 40-I-CT-F - 1584428

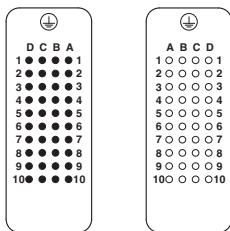
Technical data

Environmental Product Compliance

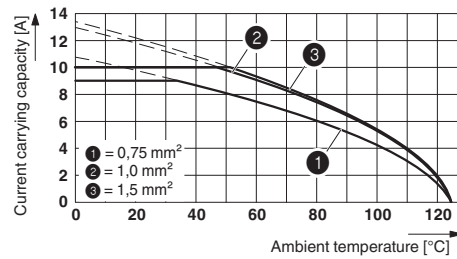
	No hazardous substances above threshold values
--	--

Drawings

Schematic diagram

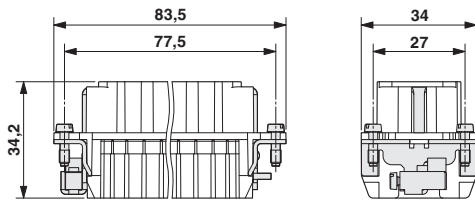


Diagram

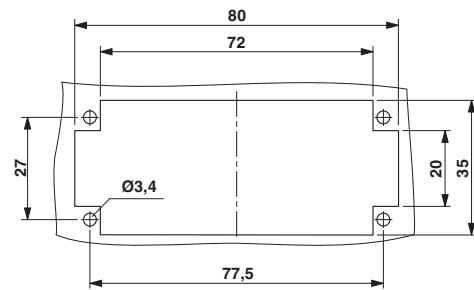


Connector pin assignment connection side: Left pin; right socket Derating diagram: HC-D...C series

Dimensional drawing



Dimensional drawing



Female insert

Mounting cutout when used without housing

Approvals

Approvals

Approvals


UL Recognized / EAC / EAC / CSA / GL

Ex Approvals

Contact insert - HC-D 40-I-CT-F - 1584428


Approvals

Approval details

UL Recognized  http://database.ul.com/cgi-bin/XYV/template/LISEXT/1FRAME/index.htm FILE E 118976	
mm ² /AWG/kcmil	14
Nominal current I _N	10 A
Nominal voltage U _N	600 V

EAC EAC-Zulassung

EAC 7500651.22.01.00246

CSA  http://www.csagroup.org/services/testing-and-certification/certified-product-listing/ 13631	
mm ² /AWG/kcmil	14
Nominal current I _N	7 A
Nominal voltage U _N	600 V

GL http://www.gl-group.com/newbuilding/approvals/index.html 6196614
--