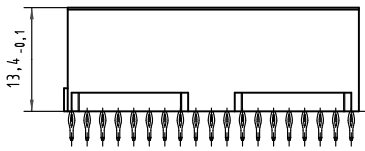

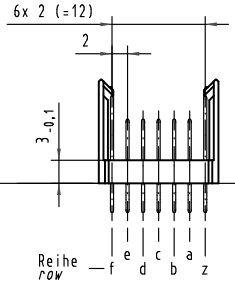

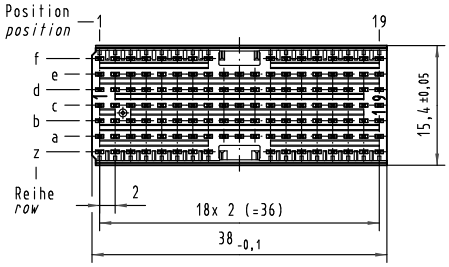

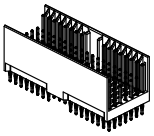

Kontakt-Maße
contact dimensions

(Längen der Steck- und Anschlußseite gelten für eingepreßte Steckverbinder)
(mating and termination length of contacts apply to pressed in connectors)

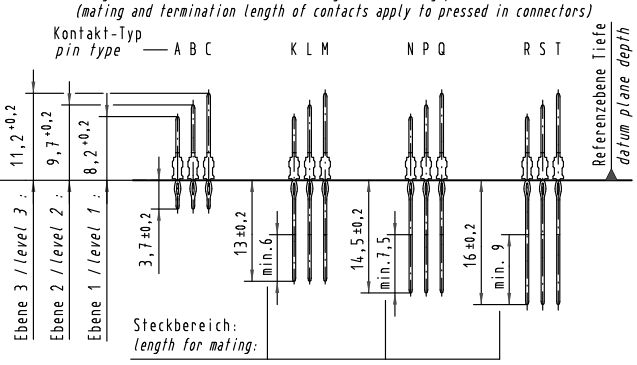

Kontaktbelegung
contact loading

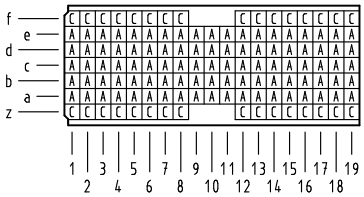

Lochbild
board drillings

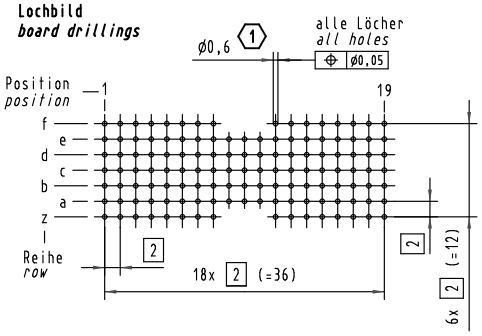

1 Empfohlener Lochaufbau und weitere Informationen siehe: DS 17 00 110 0101
recommended configuration of plated through holes and further information see: DS 17 00 110 0101

17 13 127 4201	S4
17 13 127 2201	2
17 13 127 1201	1
Bestell-Nr. *part-no.*	Anforderungsstufe *performance level* 1

35994	04.02.10	Hage.
34337	31.05.07	Cla
29812		
Mod.	Dat.	Name

ALL Dimensions in mm
Original Size DIN A 3

Techn. Character.

	Dat.	Name
Detail.	31.05.01	Hl.
Insp.	31.05.01	Ko
Stand.		

Maßstab/*Scale* 2 : 1

HARTING Electronics GmbH & Co. KG
D-32339 ESPELKAMP

Nicht tolerierte Maße/*Free size tolerances*
IEC 61076-4-101

har-bus HM Messerleiste Typ AB-19
127pol.,Anschlußlänge 3,7mm
har-bus HM male connector type AB-19
127pol.,termination length 3,7mm

TB 17 13 127 x201

Blatt/*page* /
Sub.

Alle Rechte vorbehalten/ *All rights reserved*

Downloaded from Elcodis.com electronic components distributor