

4

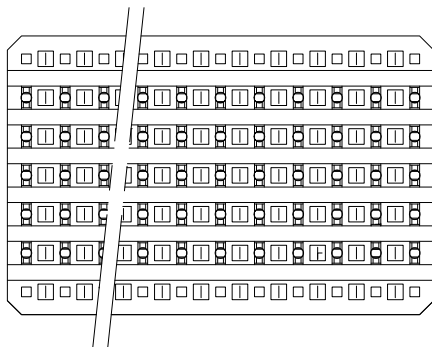
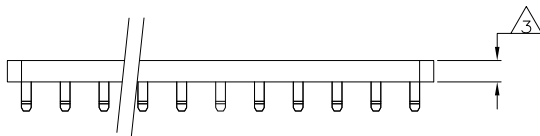
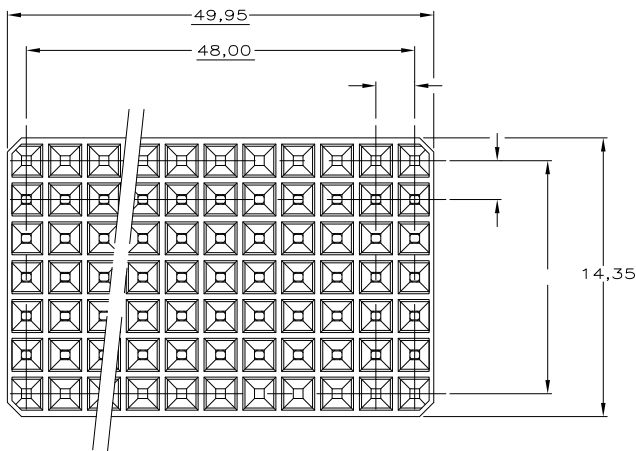
3

2

1

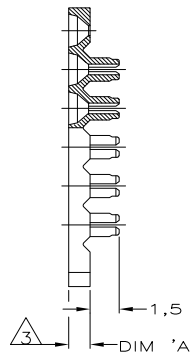
THIS DRAWING IS UNPUBLISHED. RELEASED FOR PUBLICATION
 © COPYRIGHT - BY TYCO ELECTRONICS CORPORATION. ALL INTERNATIONAL RIGHTS RESERVED.

LOC		DIST		REVISIONS			
P	LTR	DESCRIPTION		DATE	DWN	APVD	
	E	REVISED PER ECO-11-001163		17JAN11	RC	CW	



NOTES:

- MATERIAL: UNFILLED POLYESTER.(GREY)
- 0-106458-3 AS SHOWN.
- \triangle VARIABLE HEIGHT.
- \triangle TO DETERMINE THE RECOMMENDED SPACER-THICKNESS FOR A GIVEN PCB THICKNESS: SEE APPLICATION SPECIFICATION 114-19031.



	PARTNUMBER	\triangle DIM "A"
OBSOLETE	0-106458-1	0,7
	0-106458-2	0,9
OBSOLETE	0-106458-3	1,1
	0-106458-4	1,3
	0-106458-5	1,5
	0-106458-6	1,7
	0-106458-7	1,9

THIS DRAWING IS A CONTROLLED DOCUMENT.		DWN	29 JUNE '93	Tyco Electronics		Tyco Electronics Corporation	
DIMENSIONS:		CHK	24 JUN 1997	F.V.KONINGSBRUGGE		Harrisburg, PA 17105-3608	
mm	TOLERANCES UNLESS OTHERWISE SPECIFIED:	APVD	24 JUN 1997	F.V.KONINGSBRUGGE		NAME	
	0 PLC \pm -	PRODUCT SPEC		108-19082		Z-PACK 2mm HM SPACER, TYPE B	
	1 PLC \pm -	APPLICATION SPEC		114-19029		25 COLUMNS	
	2 PLC \pm -	WEIGHT		-		SIZE	
	3 PLC \pm -	FINISH		-		CAGE CODE	
	4 PLC \pm -	MATERIAL		-		DRAWING NO	
	ANGLES \pm -	CUSTOMER DRAWING		-		RESTRICTED TO	
		SCALE		-		SHEET	
		1 OF 1		REV		E	
		SIZE		A3		CAGE CODE	
		DRAWING NO		00779		DRAWING NO	
		RESTRICTED TO		C=106458		RESTRICTED TO	