

10113949 - X0E - X0XL F

8-COLUMN DIFFERENTIAL SIGNAL

LEAD-FREE DESIGNATION ONLY WITH APPLICABLE PLATING CODES

LETTER	PERFORMANCE-BASED PLATING (SEE NOTE 2)	
	TARGET APPLICATION	LEAD FREE (LF)
B	TELCORDIA CO	NO
C	TELCORDIA UE	NO
D	TELCORDIA CO	YES
E	TELCORDIA UE	YES

NUMBER	PIN STYLE, HEIGHT
0	STANDARD GUIDE PIN MACHINED, 25.7mm

MODULE DESCRIPTION	LETTER DESIGNATION REPRESENTED IN DASH NUMBER										BASE MODULE
LEFT POLARIZING GUIDANCE MODULE (SEE SHEET 3)	<b>J</b>	<b>A</b>	<b>B</b>	<b>C</b>	<b>D</b>	<b>E</b>	<b>F</b>	<b>G</b>	<b>H</b>		
RIGHT POLARIZING GUIDANCE MODULE (SEE SHEET 4)	<b>Y</b>	<b>P</b>	<b>Q</b>	<b>R</b>	<b>S</b>	<b>T</b>	<b>U</b>	<b>V</b>	<b>W</b>		
OPEN MODULE (TWO WALL) (SEE SHEET 2)	<b>0 (ZERO)</b>										
LEFT WALL MODULE (SEE SHEET 5)	<b>L</b>										
RIGHT WALL MODULE (SEE SHEET 6)	<b>M</b>										
FOUR WALL MODULE (SEE SHEET 7)	<b>1</b>										

NUMBER	CONTACT MATING WIPE LENGTH		COMPLIANT PIN DRILL SIZE
	SIGNAL	WIDE GROUND	
1	2	4	∅0.55 [0.0217"]
2	3	4	∅0.55 [0.0217"]
3	2	4	∅0.45 [0.0177"]
4	3	4	∅0.45 [0.0177"]
5	2	3	∅0.55 [0.0217"]
6	3	3	∅0.55 [0.0217"]
7	2	3	∅0.45 [0.0177"]
8	3	3	∅0.45 [0.0177"]

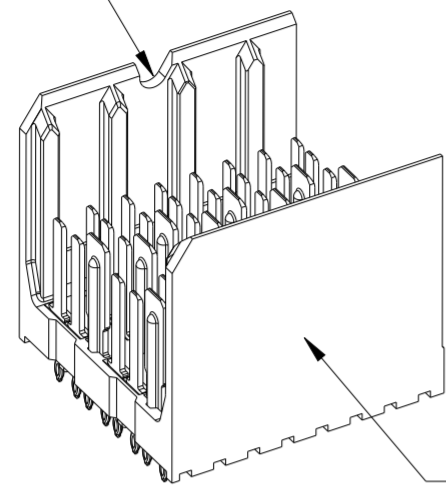
	GROUNDED	UNGROUNDED
FINISHED	∅2.35-2.55	∅2.35-2.55
PAD	∅5.50	N/A
PLATED	YES	NO
DRILL (mm/in)	2.58 / .1015	2.44 / .096

SCREW P/N	DESCRIPTION	BOARD THICKNESS
10091790-002LF	#2-56 X .375" PHILLIPS PANHEAD W/SQ CONICAL WASHER	1.60 - 5.00
10091790-003LF	#2-56 X .500" PHILLIPS PANHEAD W/SQ CONICAL WASHER	5.00 - 10.00

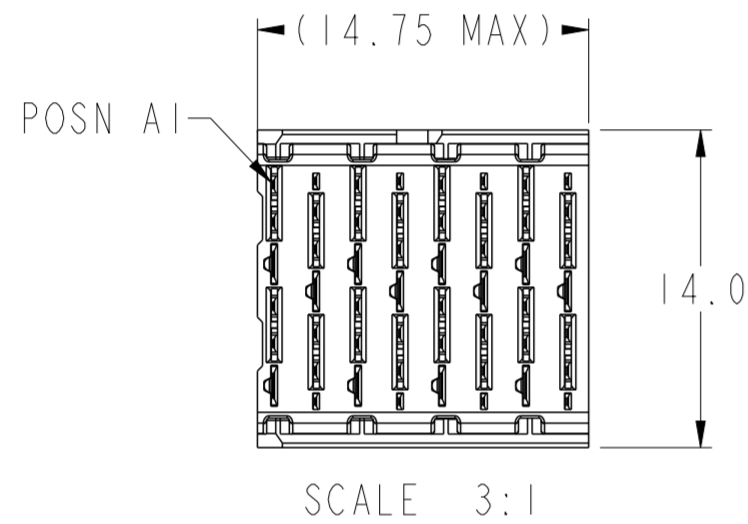
spec ref	SEE NOTES	dr	Kok-Hoe Lee	2010/06/25	projection	MM	size	A2	scale	6:1	
tolerance std	ASME Y14.5	eng	Michael Song	2016/06/03	chr	Heaven Cen	2016/06/08	ecn no	ELX-DG-24191-1	rel level	Released
surface	linear	0.X	±0.2	0.XX	±0.10	0.XXX	±0.050	product family	Module Assembly	cat. no.	SEE P/N TREE
ASME Y14.5	angular	0°	±°	Amphenol FCI	title	MODULE ASSEMBLY	VERTICAL HEADER, 8-COLUMN, 2-PAIR	cat. no.	SEE P/N TREE	Product - Customer Drw	sheet 1 of 8

OPEN (2-WALL) MODULE

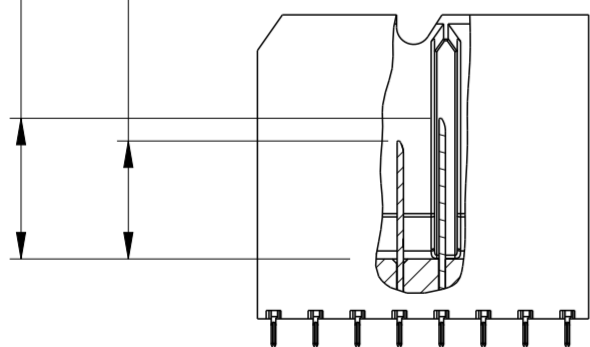
SEE NOTE 8



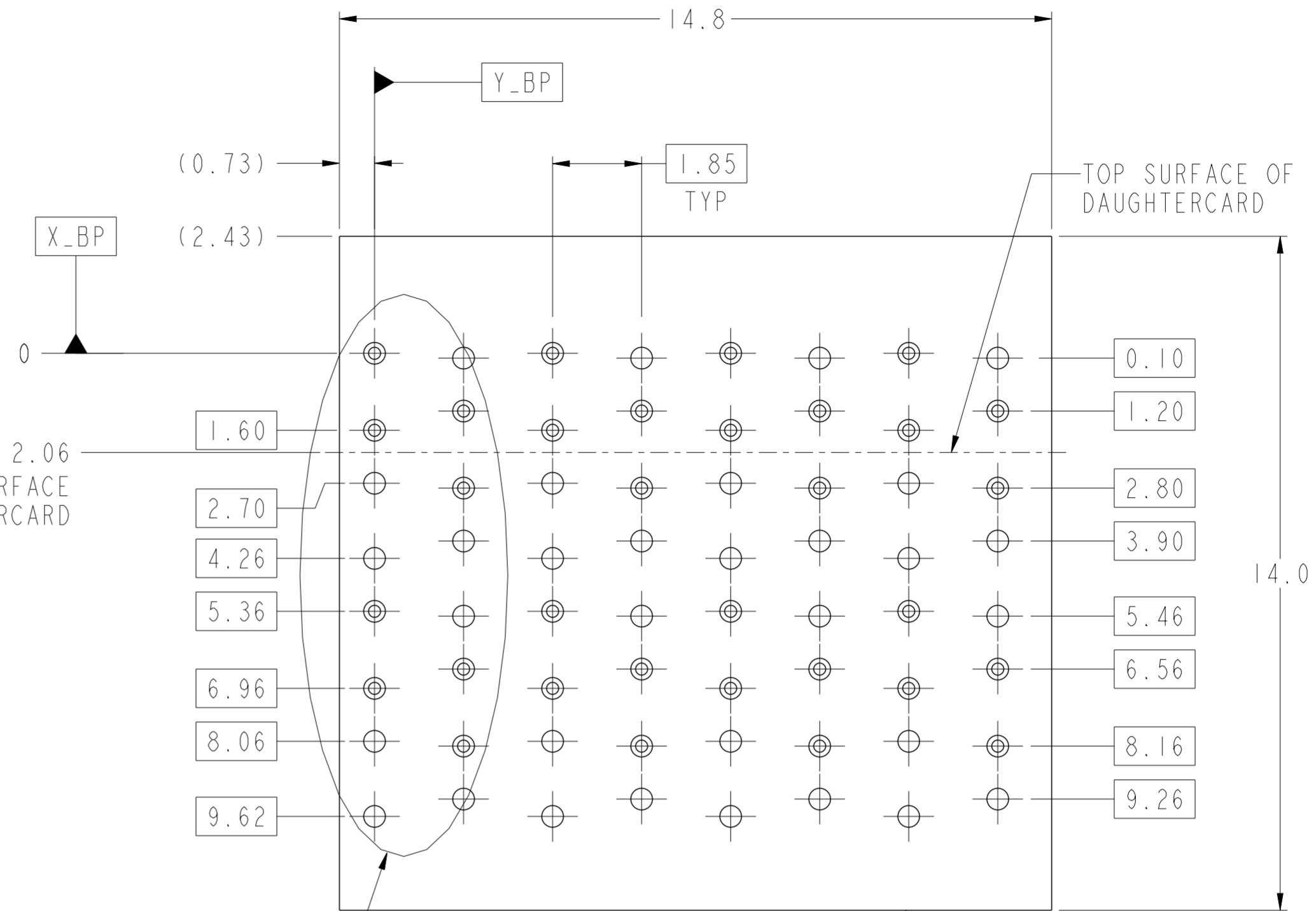
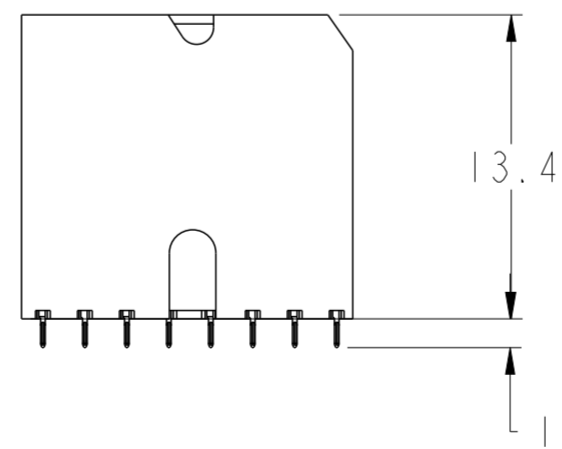
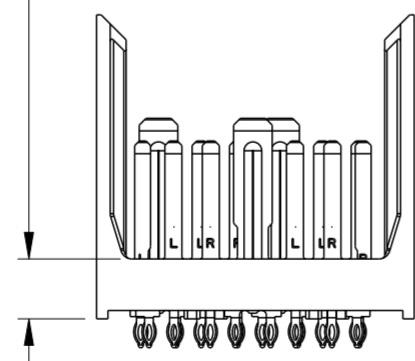
SEE NOTE 5



- 6.2 (4MM WIPE WIDE GROUNDS)
  - 5.2 (3MM WIPE WIDE GROUNDS)
  - 5.2 (3MM SMALL END GROUNDS)
  - 5.2 (3MM WIPE SIGNALS)
  - 4.2 (2MM WIPE SIGNALS)
- (SEE P/N TREE FOR ALL COMBINATIONS AVAILABLE)



2.64±0.10 FROM STANDOFF SURFACE TO MATING SURFACE

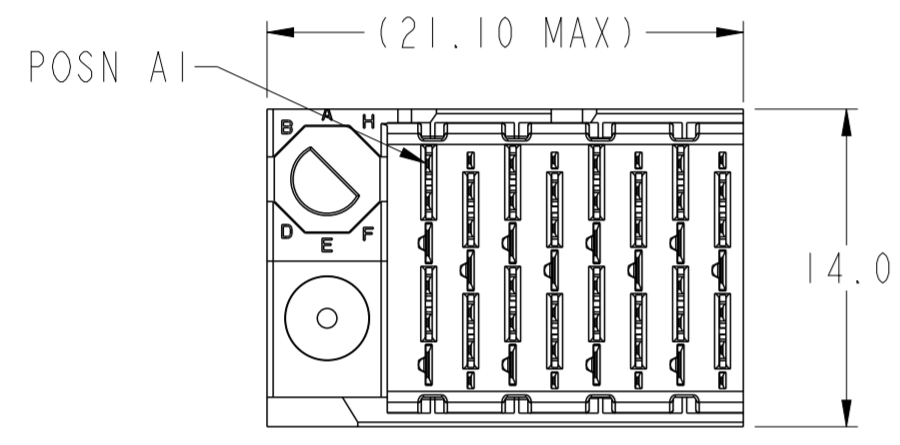
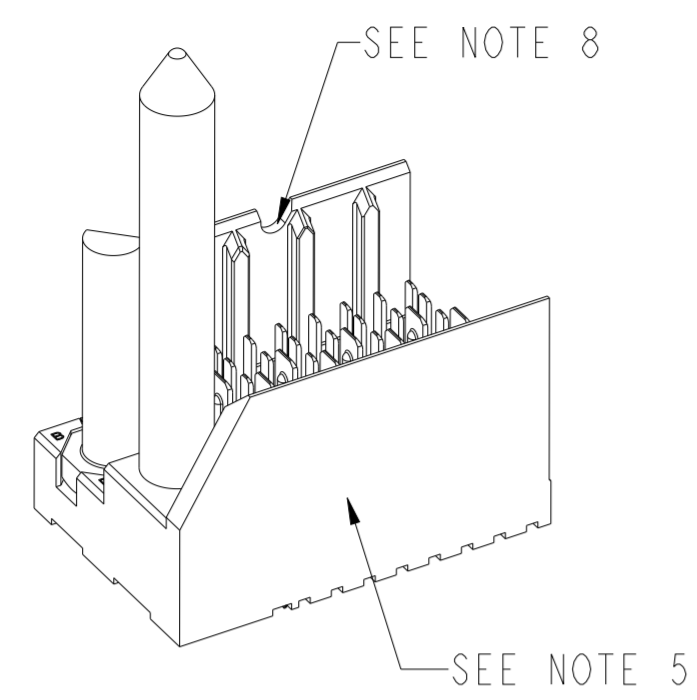


SEE DETAIL A (SHEET 8)

NOMINAL MODULE OUTLINE

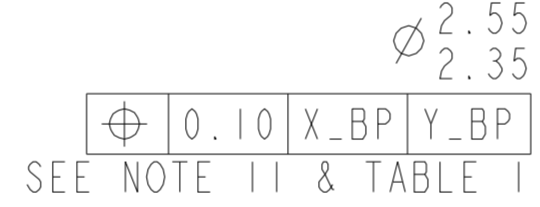
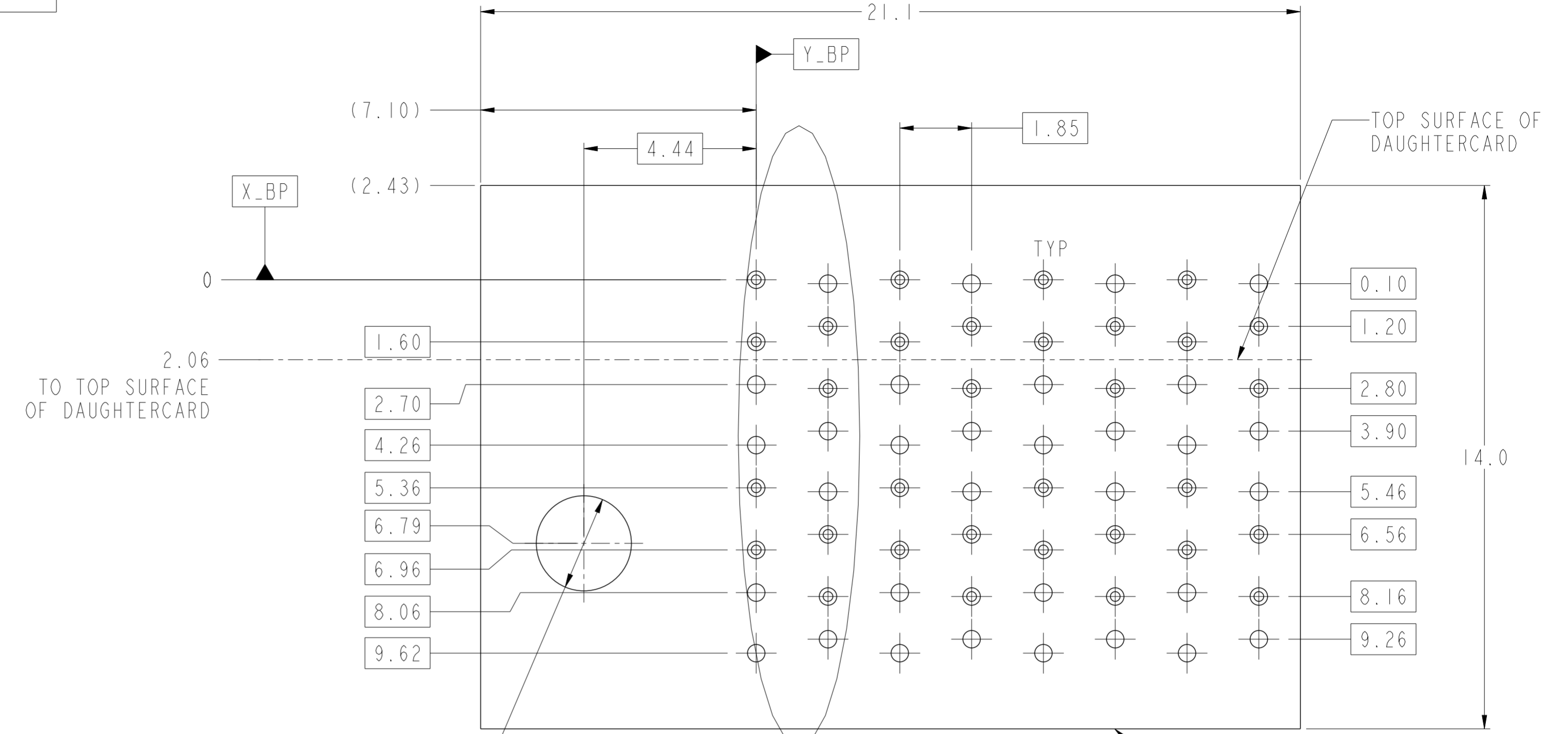
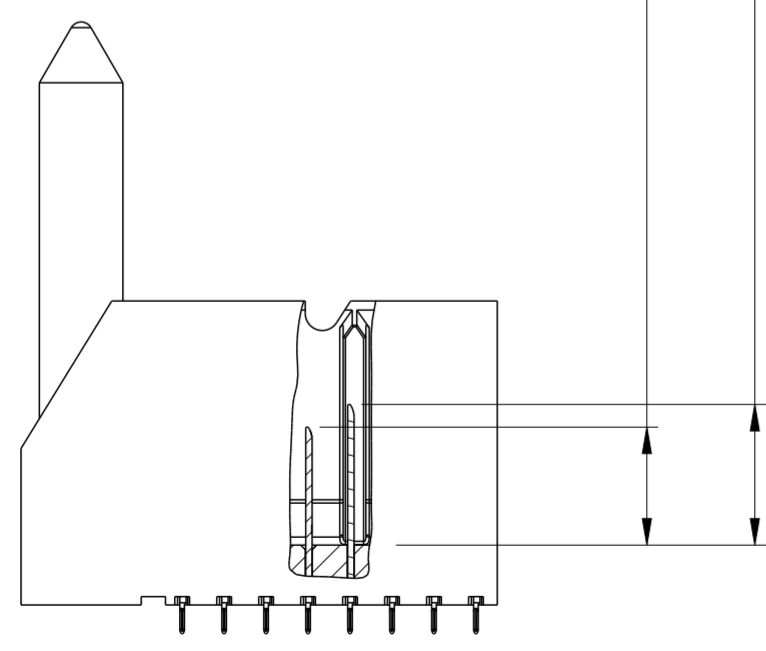
spec ref	SEE NOTES	dr	Kok-Hoe Lee	2010/06/25	projection	MM	size	A2	scale	6:1
tolerance std	ASME Y14.5	eng	Michael Song	2016/06/03			ecn no	ELX-DG-24191-1	rel level	Released
surface	linear	0.X	±0.2							
ASME Y14.5	angular	0°	±°							
TOLERANCES UNLESS OTHERWISE SPECIFIED		chr	Heaven Cen	2016/06/08	product family		cat. no.	SEE P/N TREE	Product - Customer Drw	sheet 2 of 8
		appr	Pei-Ming Zheng	2016/06/15			title	MODULE ASSEMBLY	dwg no	10113949
						rev	G			

# LEFT POLARIZING/GUIDE MODULE



SCALE 3:1

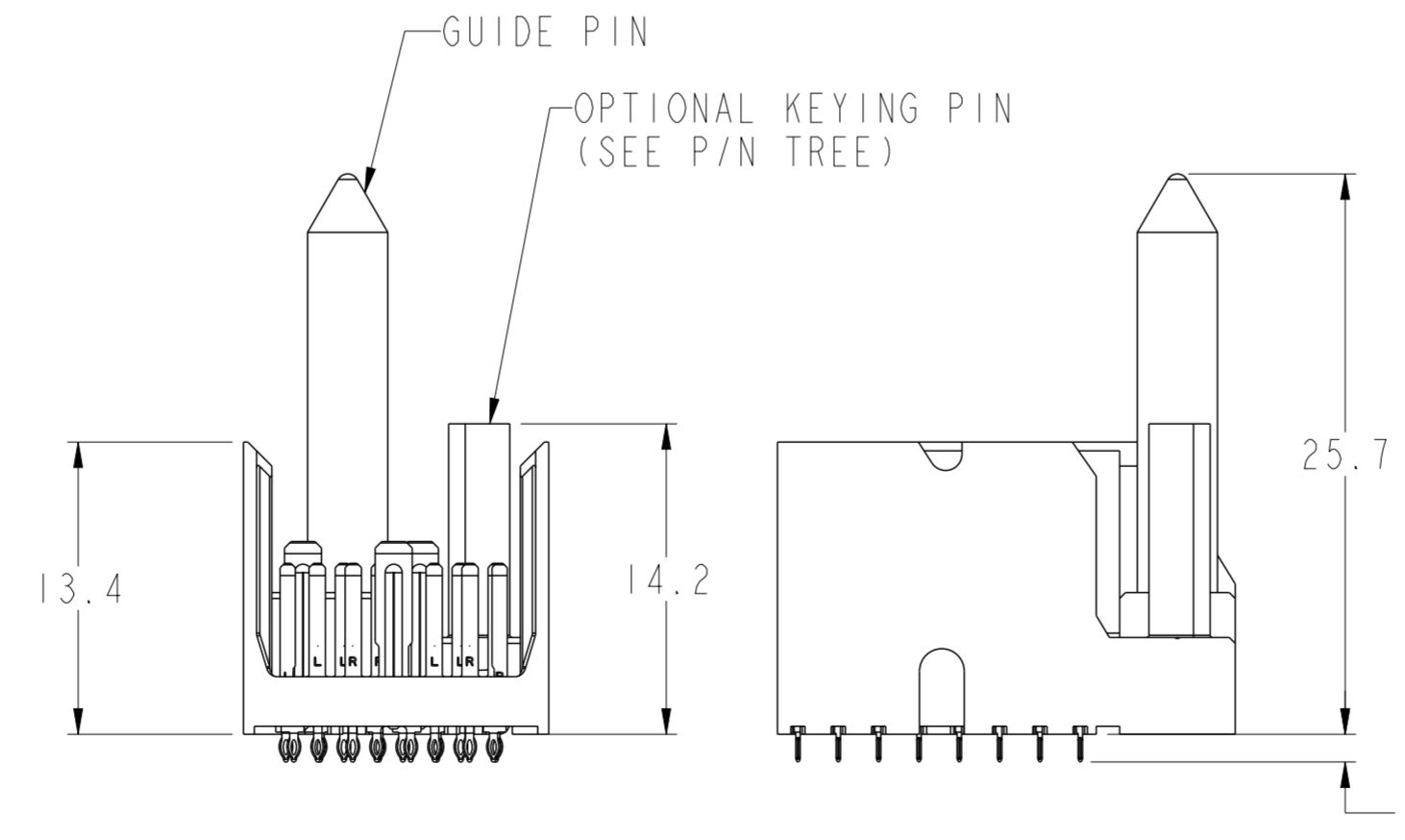
- 6.2 (4MM WIPE WIDE GROUNDS)
  - 5.2 (3MM WIPE WIDE GROUNDS)
  - 5.2 (3MM SMALL END GROUNDS)
  - 5.2 (3MM WIPE SIGNALS)
  - 4.2 (2MM WIPE SIGNALS)
- (SEE P/N TREE FOR ALL COMBINATIONS AVAILABLE)



SEE DETAIL A (SHEET 8)

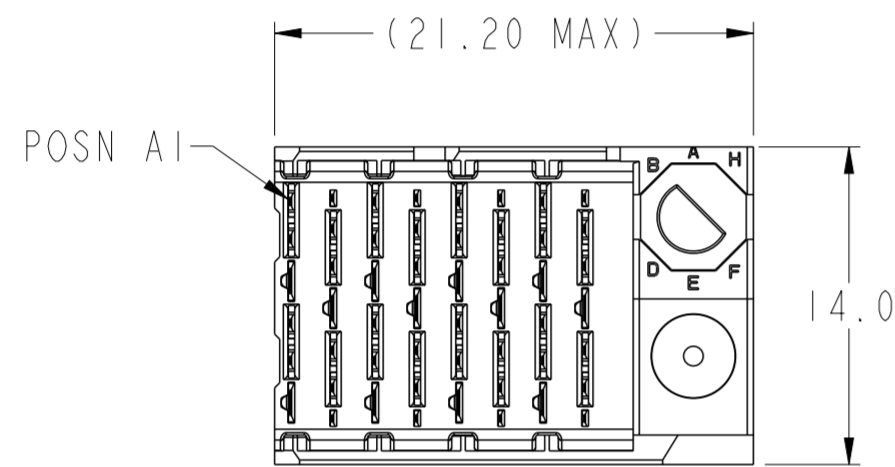
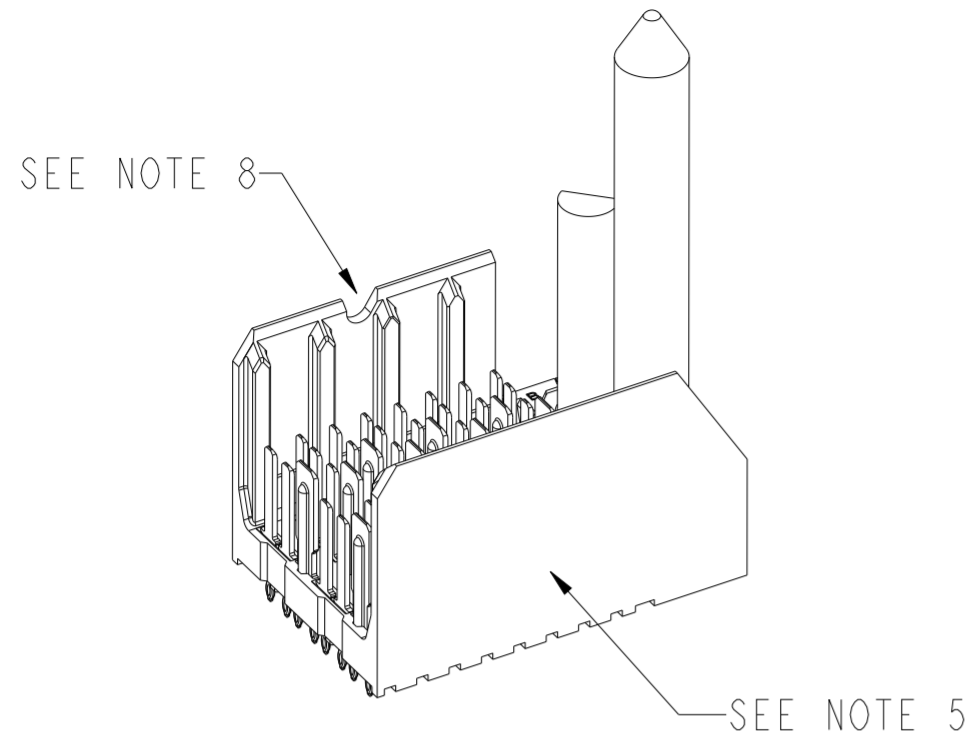
PCB HOLE PATTERN COMPONENT SIDE SCALE 10:1

NOMINAL MODULE OUTLINE



spec ref	SEE NOTES	dr	Kok-Hoe Lee	2010/06/25	projection	MM	size	A2	scale	4:1	
tolerance std	ASME Y14.5	eng	Michael Song	2016/06/03			ecn no	ELX-DG-24191-1			
TOLERANCES UNLESS OTHERWISE SPECIFIED		chr	Heaven Cen	2016/06/08				rel level	Released		
		appr	Pai-Ming Zheng	2016/06/15							
surface	ASME Y14.5	linear	0.X	±0.2			title MODULE ASSEMBLY VERTICAL HEADER, 8-COLUMN, 2-PAIR	dwg no 10113949	rev G		
	angular	0°	±°	cat. no. SEE P/N TREE		Product - Customer Draw				sheet 3 of 8	

# RIGHT POLARIZING/GUIDE MODULE

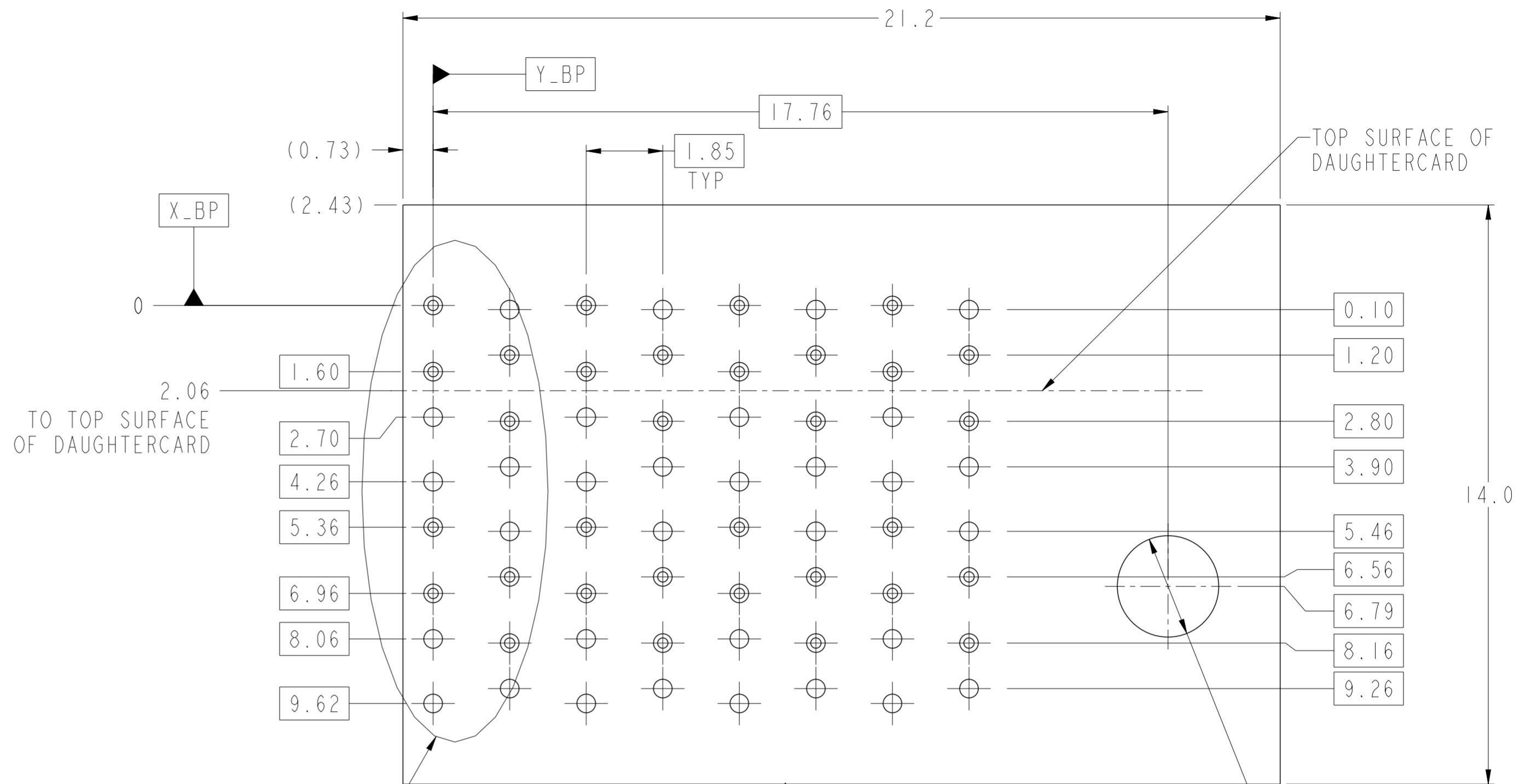
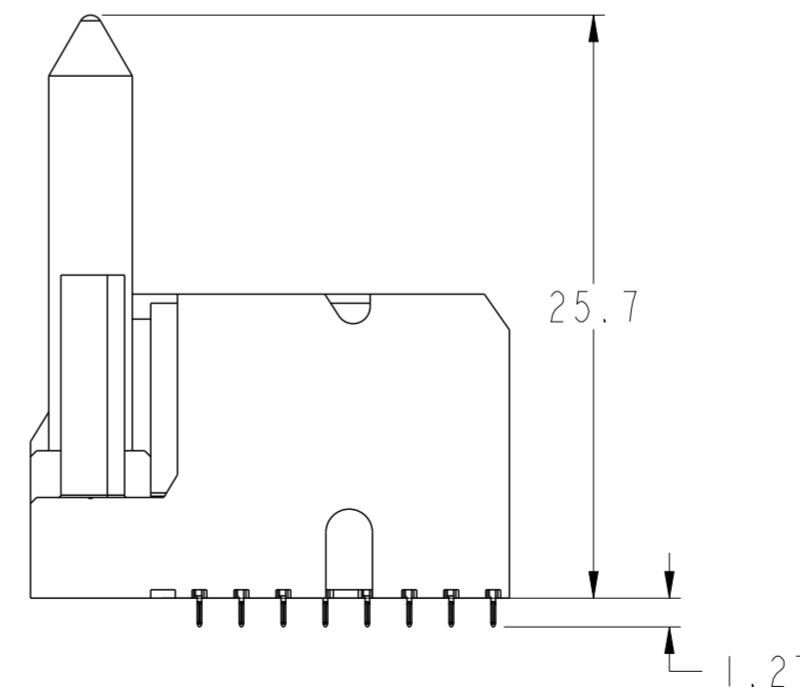
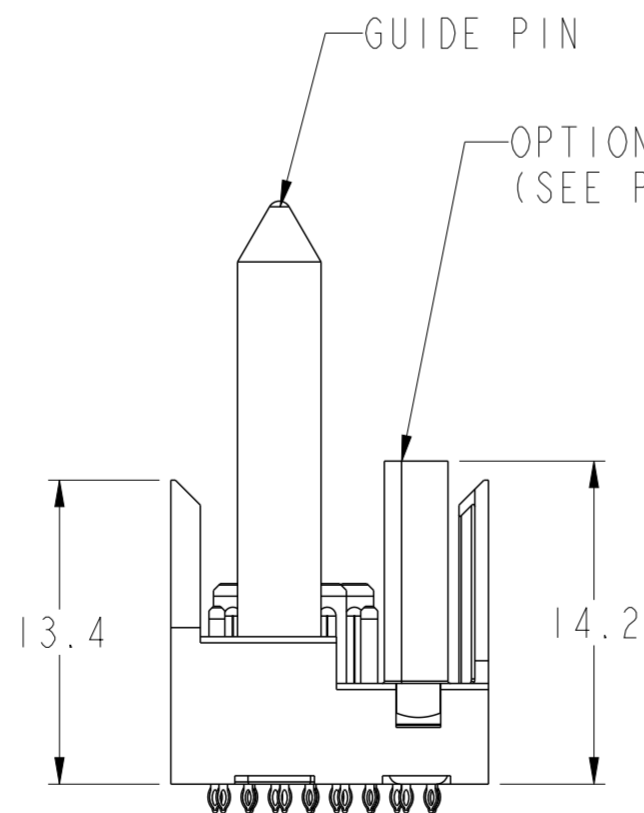
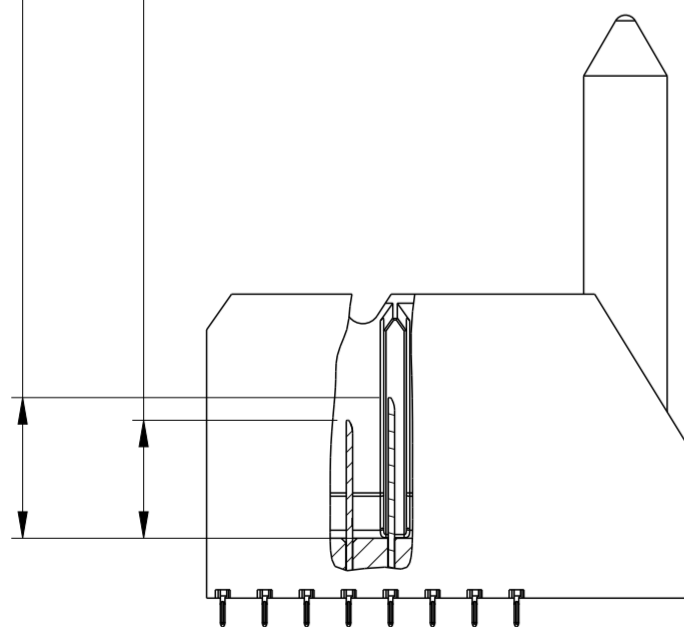


SCALE 3:1

6.2 (4MM WIPE WIDE GROUNDS)  
5.2 (3MM WIPE WIDE GROUNDS)

5.2 (3MM SMALL END GROUNDS)  
5.2 (3MM WIPE SIGNALS)  
4.2 (2MM WIPE SIGNALS)

(SEE P/N TREE FOR ALL COMBINATIONS AVAILABLE)



SEE DETAIL A (SHEET 8)

NOMINAL MODULE OUTLINE

PCB HOLE PATTERN  
COMPONENT SIDE  
SCALE 10:1



spec ref	SEE NOTES	dr	Kok-Hoe Lee	2010/06/25	projection	MM	size	A2	scale	4:1
tolerance std	TOLERANCES UNLESS OTHERWISE SPECIFIED	eng	Michael Song	2016/06/03			ecn no	ELX-DG-24191-1	rel level	Released
ASME Y14.5		chr	Heaven Cen	2016/06/08						
		appr	Pai-Ming Zheng	2016/06/15						
surface	linear	0.X	±0.2		product family		cat. no. SEE P/N TREE	Product - Customer Drw	sheet 4 of 8	
		0.XX	±0.10		MODULE ASSEMBLY					
		0.XXX	±0.050		VERTICAL HEADER, 8-COLUMN, 2-PAIR					
ASME Y14.5	angular	0°	±°	title MODULE ASSEMBLY VERTICAL HEADER, 8-COLUMN, 2-PAIR		drg no 10113949	rev G			

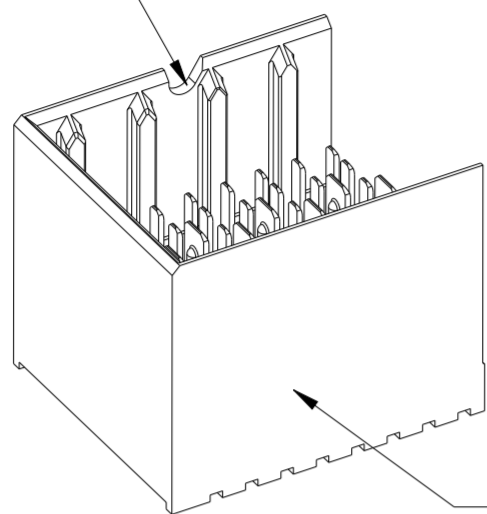
PDS: Rev :G

STATUS:Released

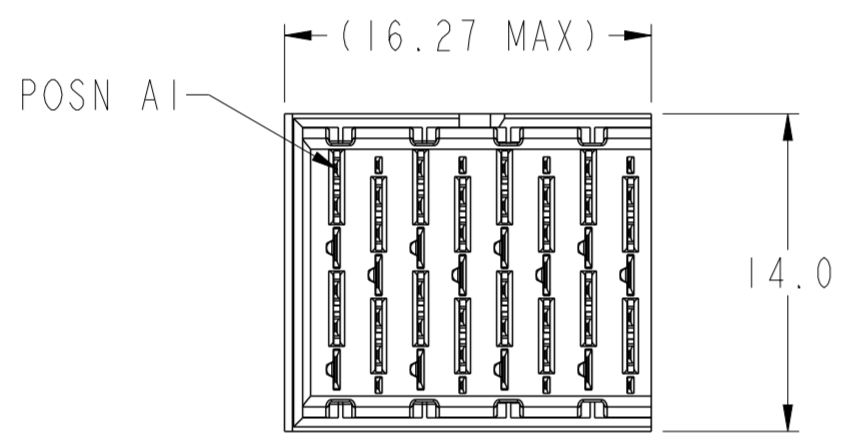
Printed: Jun 15, 2016

# LEFT WALL MODULE

SEE NOTE 8

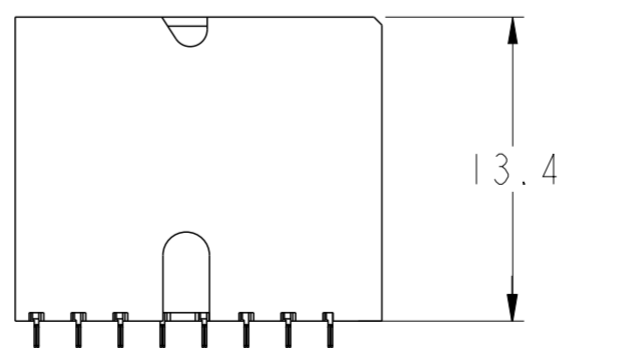
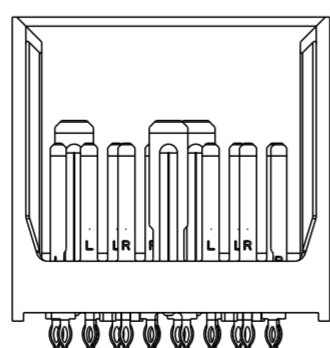
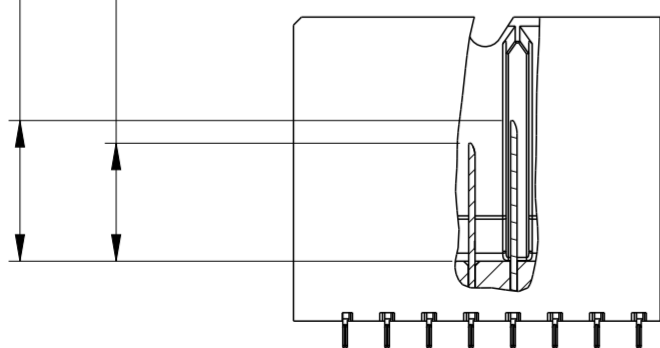


SEE NOTE 5



SCALE 3:1

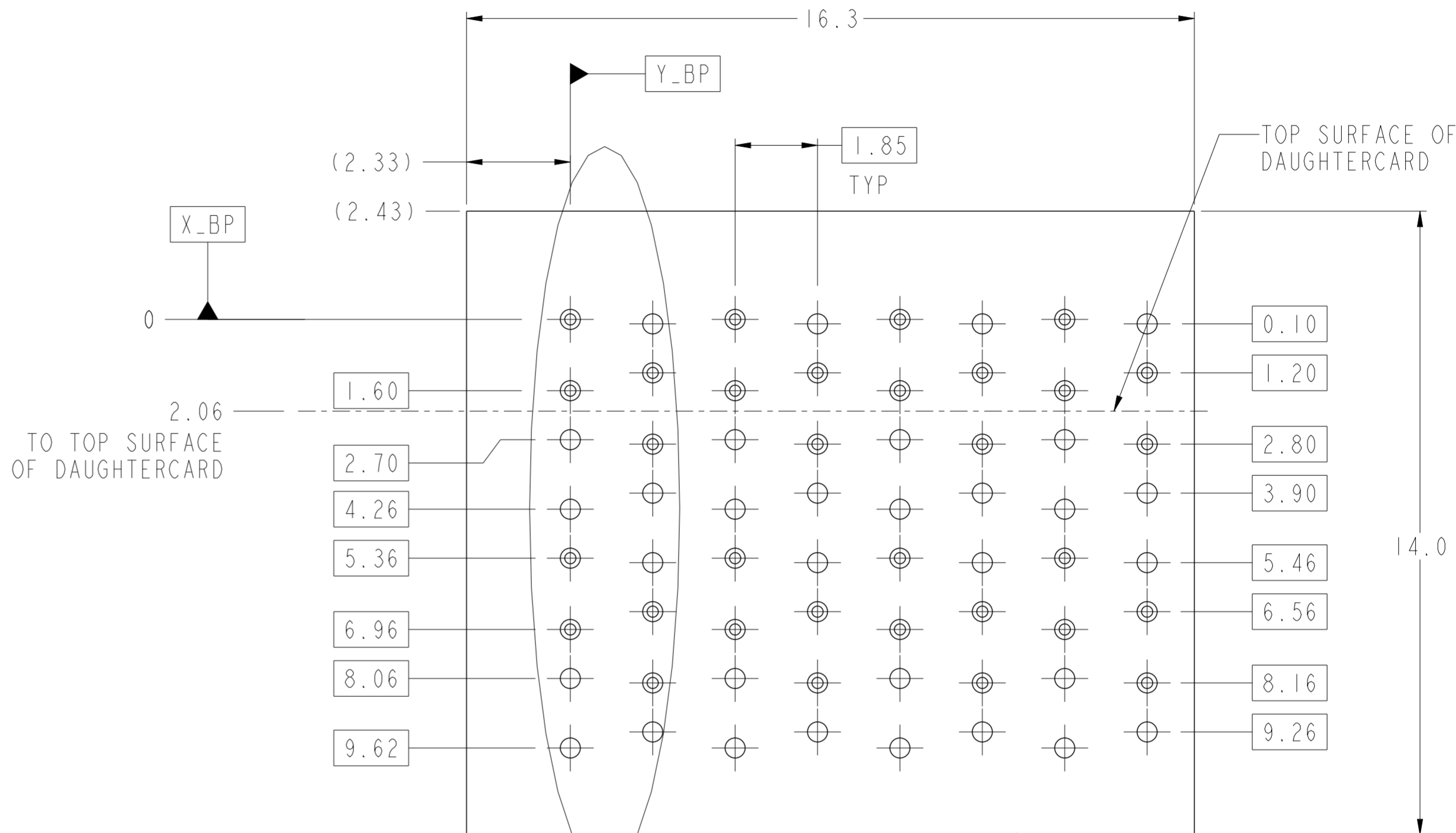
- 6.2 (4MM WIPE WIDE GROUNDS)
  - 5.2 (3MM WIPE WIDE GROUNDS)
  - 5.2 (3MM SMALL END GROUNDS)
  - 5.2 (3MM WIPE SIGNALS)
  - 4.2 (2MM WIPE SIGNALS)
- (SEE P/N TREE FOR ALL COMBINATIONS AVAILABLE)



SEE DETAIL A (SHEET 8)

PCB HOLE PATTERN  
COMPONENT SIDE  
SCALE 10:1

NOMINAL MODULE OUTLINE



spec ref	SEE NOTES	dr	Kok-Hoe Lee	2010/06/25	projection	MM	size	A2	scale	6:1
tolerance std	ASME Y14.5	eng	Michael Song	2016/06/03			ecn no	ELX-DG-24191-1	rel level	Released
	TOLERANCES UNLESS OTHERWISE SPECIFIED	chr	Heaven Cen	2016/06/08						
surface	linear	0.X	±0.2		product family		cat. no. SEE P/N TREE	Product - Customer Drw	sheet 5 of 8	rev G
		0.XX	±0.10		MODULE ASSEMBLY					
		0.XXX	±0.050		VERTICAL HEADER, 8-COLUMN, 2-PAIR					
	angular	0°	±°	Product - Customer Drw		10113949		STATUS:Released		Printed: Jun 15, 2016

PDS: Rev :G

STATUS:Released

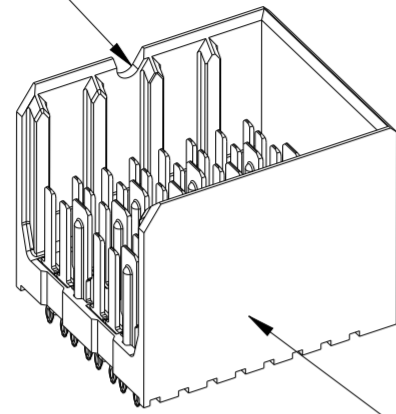
Printed: Jun 15, 2016

Amphenol  
FCI

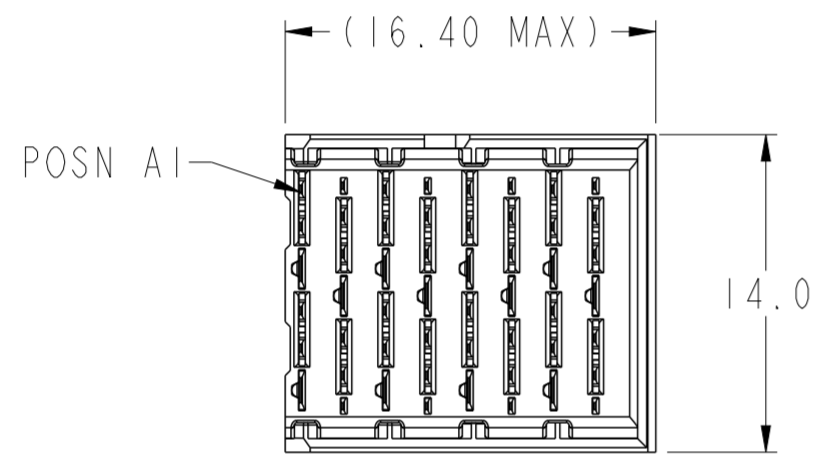
© 2016 AFCI

# RIGHT WALL MODULE

SEE NOTE 8



SEE NOTE 5

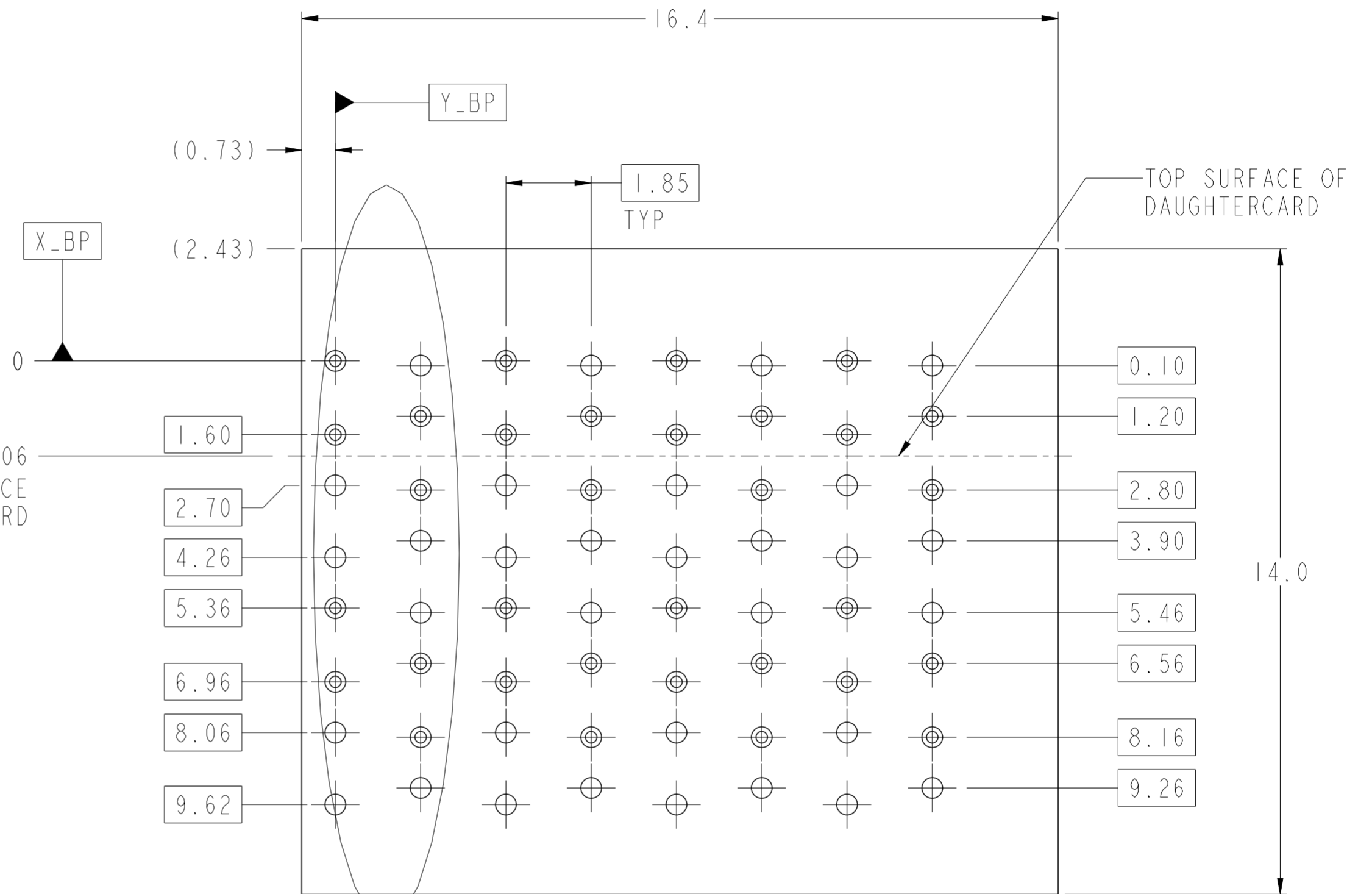
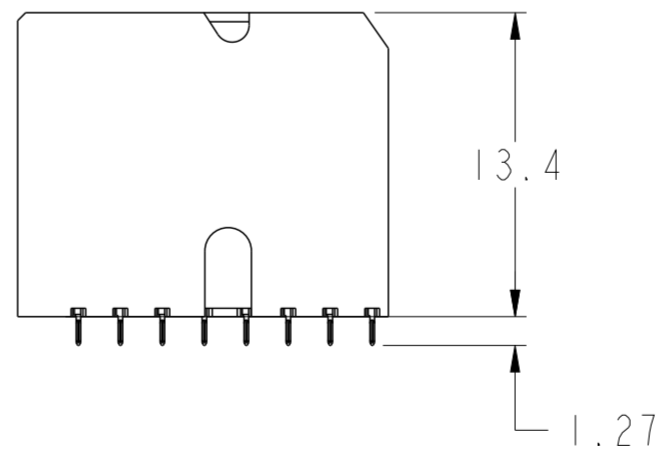

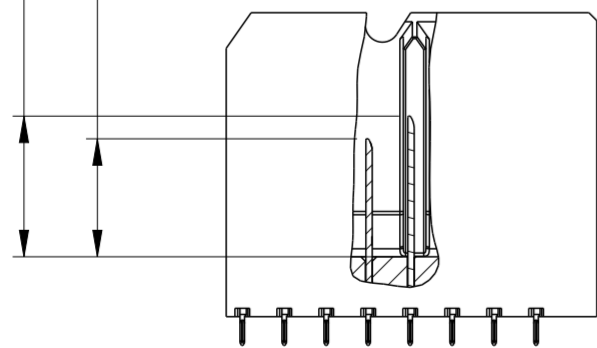


SCALE 3:1

6.2 (4MM WIPE WIDE GROUNDS)  
5.2 (3MM WIPE WIDE GROUNDS)

5.2 (3MM SMALL END GROUNDS)  
5.2 (3MM WIPE SIGNALS)  
4.2 (2MM WIPE SIGNALS)

(SEE P/N TREE FOR ALL COMBINATIONS AVAILABLE)



SEE DETAIL A (SHEET 8)

PCB HOLE PATTERN COMPONENT SIDE SCALE 10:1

spec ref	SEE NOTES	dr	Kok-Hoe Lee	2010/06/25	projection	MM	size	A2	scale	6:1
tolerance std	TOLERANCES UNLESS OTHERWISE SPECIFIED	eng	Michael Song	2016/06/03			ecn no	ELX-DG-24191-1	rel level	Released
ASME Y14.5		chr	Heaven Cen	2016/06/08						
		appr	Pai-Ming Zheng	2016/06/15						
surface	linear	0.X	±0.2	<b>Amphenol FCI</b>		MODULE ASSEMBLY VERTICAL HEADER, 8-COLUMN, 2-PAIR		dwg no 10113949	rev G	
		0.XX	±0.10							
		0.XXX	±0.050							
ASME Y14.5	angular	0°	±°	cat. no.		SEE P/N TREE	Product - Customer Drw		sheet 6 of 8	

PDS: Rev :G

STATUS:Released

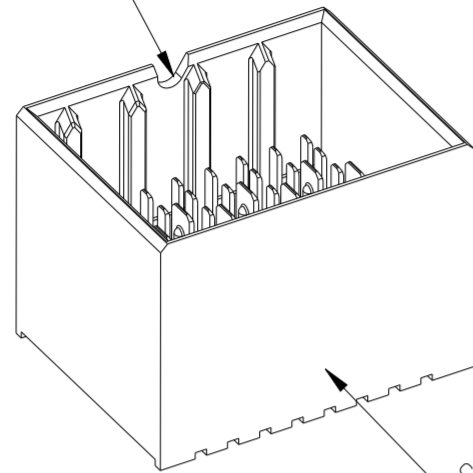
Printed: Jun 15, 2016

Amphenol FCI

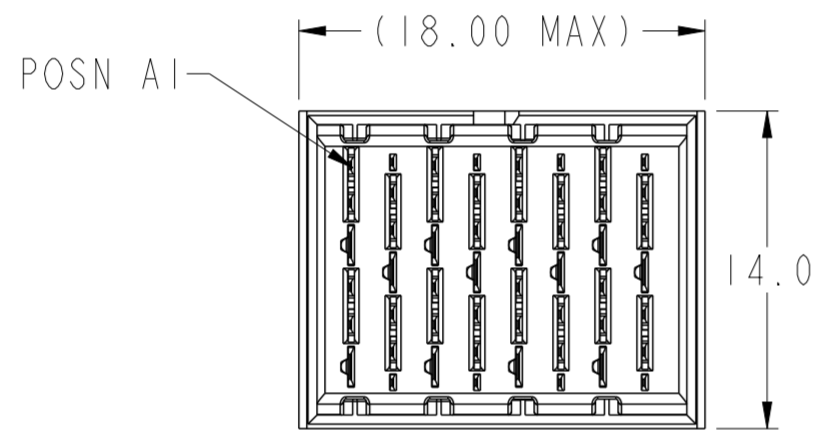
© 2016 AFCI

# FOUR WALL MODULE

SEE NOTE 8

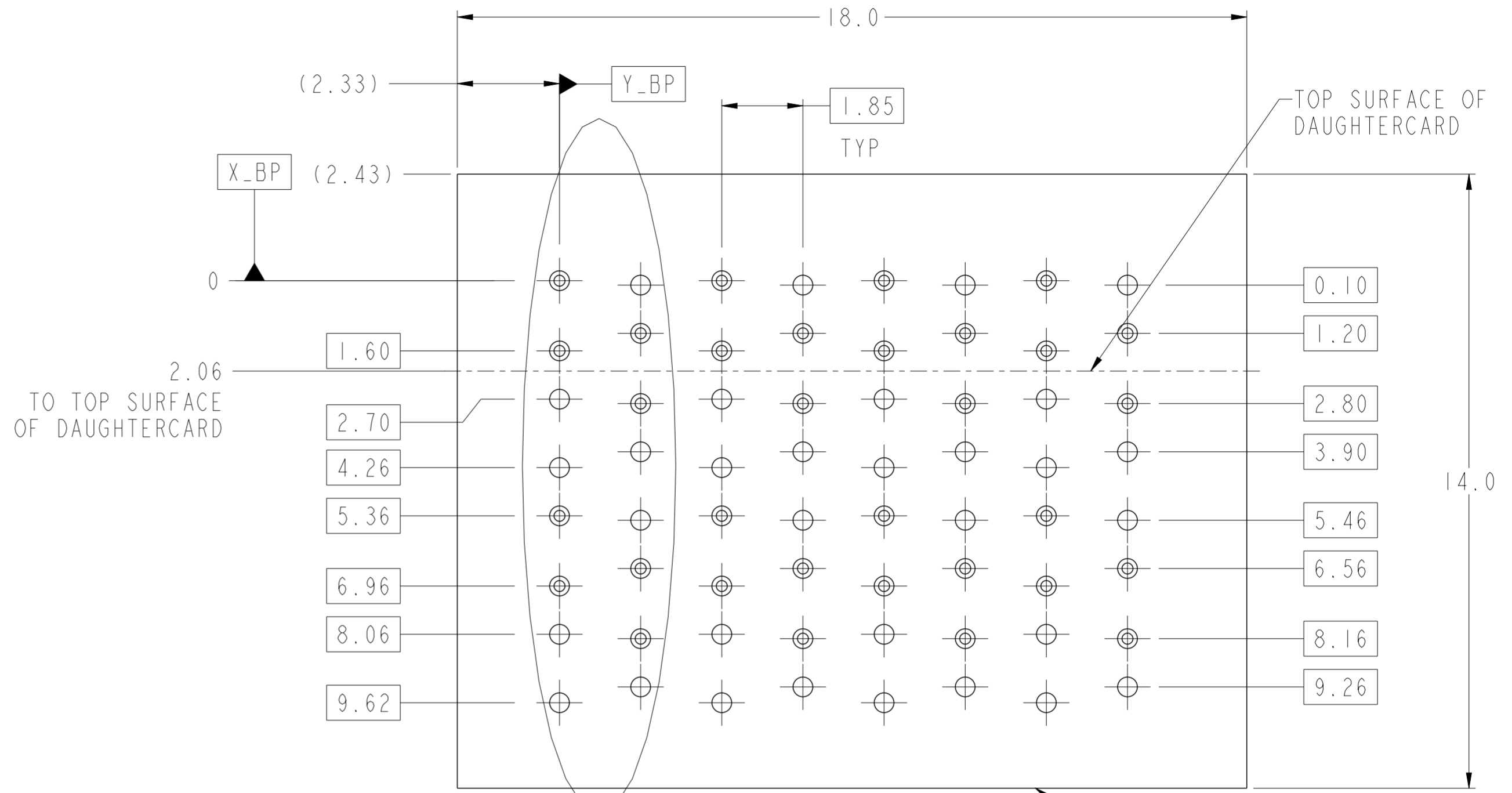
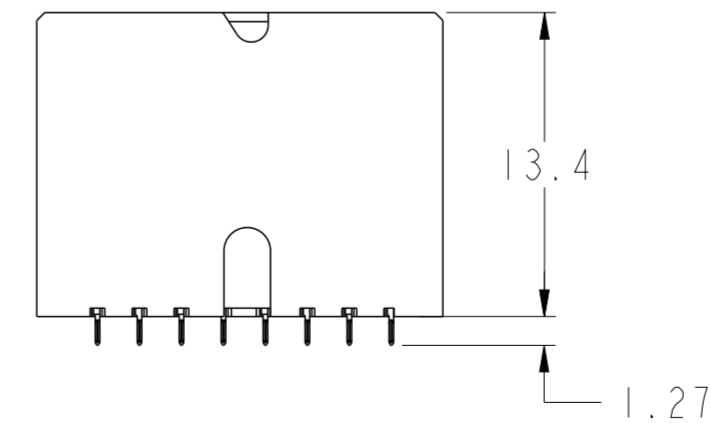

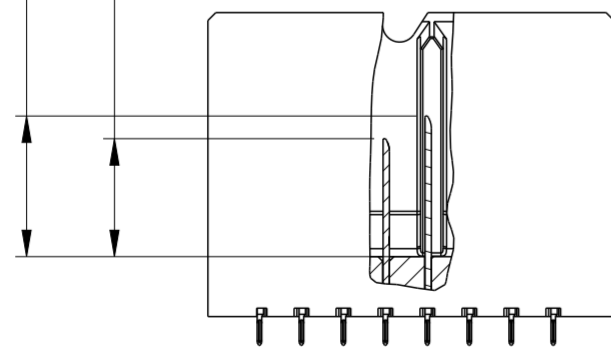


SEE NOTE 5



SCALE 3:1

- 6.2 (4MM WIPE WIDE GROUNDS)
  - 5.2 (3MM WIPE WIDE GROUNDS)
  - 5.2 (3MM SMALL END GROUNDS)
  - 5.2 (3MM WIPE SIGNALS)
  - 4.2 (2MM WIPE SIGNALS)
- (SEE P/N TREE FOR ALL COMBINATIONS AVAILABLE)



SEE DETAIL A (SHEET 8)

PCB HOLE PATTERN  
COMPONENT SIDE  
SCALE 10:1

spec ref	SEE NOTES	dr	Kok-Hoe Lee	2010/06/25	projection	MM	size	A2	scale	5:1
tolerance std	TOLERANCES UNLESS OTHERWISE SPECIFIED	eng	Michael Song	2016/06/03			ecn no	ELX-DG-24191-1	rel level	Released
ASME Y14.5		chr	Heaven Cen	2016/06/08						
		appr	Pai-Ming Zheng	2016/06/15						
surface	linear	0.X	±0.2	<b>Amphenol FCI</b>		MODULE ASSEMBLY VERTICAL HEADER, 8-COLUMN, 2-PAIR		dwg no 10113949	rev G	
		0.XX	±0.10							
		0.XXX	±0.050							
ASME Y14.5	angular	0°	±°	cat. no.	SEE P/N TREE	Product - Customer Drw	sheet 7 of 8			

PDS: Rev :G

STATUS:Released

Printed: Jun 15, 2016

Amphenol FCI

© 2016 AFCI

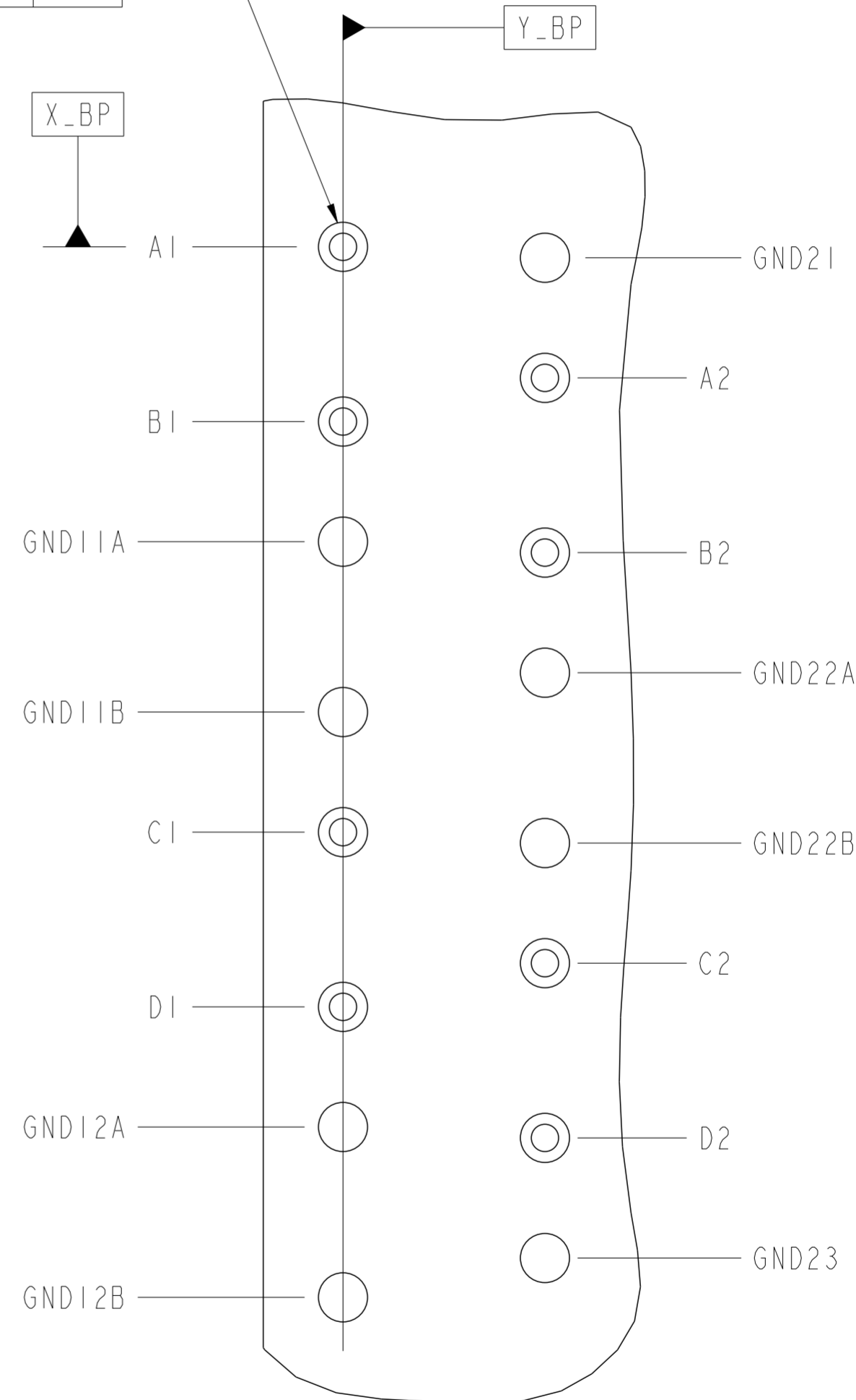
TABLE 3: PTH AND PAD SIZES WITH REFERENCE TO COMPLIANT PIN DRILL		
COMPLIANT PIN DRILL	PTH	PAD
Ø0.55 [0.0217"]	Ø0.45±0.05	Ø0.85
Ø0.45 [0.0177"]	Ø0.36±0.05	Ø0.75

NOTES:

- CONNECTOR MATERIALS  
SHROUD: HIGH-TEMP THERMOPLASTIC, GRAY, UL94V-0  
CONTACTS: HIGH PERFORMANCE COPPER ALLOY
- CONTACT PLATING:  
SEPARABLE INTERFACE: PERFORMANCE-BASED PLATING, QUALIFIED TO MEET THE REQUIREMENTS OF FCI PRODUCT SPECIFICATION GS-12-588, INCLUDING TELCORDIA GR-1217-CORE (NOVEMBER 1995) CENTRAL OFFICE (CO) OR UNCONTROLLED ENVIRONMENT (UE) TEST SEQUENCE AS NOTED IN P/N TREE.  
PRESS-FIT TAILS: TIN OVER NICKEL, OR TIN-LEAD ALLOY OVER NICKEL. SEE P/N TREE.
- PRODUCT SPECIFICATION: GS-12-588
- APPLICATION SPECIFICATION: GS-20-121
- PRODUCT MARKING (PART NUMBER AND LOT CODE) ON THESE SURFACES.
- HOUSING MUST WITHSTAND EXPOSURE TO 260°C PEAK TEMPERATURE FOR 40 SECONDS IN A CONVECTION, INFRA-RED, OR VAPOR-PHASE REFLOW OVEN.
- PACKAGING MEETS GS-14-920 LEAD-FREE LABELING SPECIFICATION.
- NOTCH INDICATES "ROW A" SIDE OF CONNECTOR.
- SEE APPLICATION SPECIFICATION FOR ROUTING GUIDELINES, ADDITIONAL PTH GUIDELINES, MATED DIMENSIONS, GUIDE PN SELECTION, ETC.
- SCREW IS OPTIONAL AND ENGAGES WITH BOTTOM OF GUIDE-PIN FROM BENEATH THE PCB FOR ADDITIONAL GUIDE-PIN SUPPORT.
- OPTIONAL HOLE LOCATION FOR GROUNDED PIN OR ADDITIONAL GUIDE-PIN SUPPORT. SEE TABLE 1 ON SHEET 1 FOR ADDITIONAL DETAILS.

REFER TABLE 3 FOR PTH, DRILL & PAD SIZES

⊕	Ø0.10	X_BP	Y_BP
---	-------	------	------



DETAIL A  
SCALE 20:1

spec ref	SEE NOTES	dr	Kok-Hoe Lee	2010/06/25	projection	MM	size	A2	scale	6:1
tolerance std	TOLERANCES UNLESS OTHERWISE SPECIFIED	eng	Michael Song	2016/06/03			ecn no	ELX-DG-24191-1	rel level	Released
ASME Y14.5		chr	Heaven Cen	2016/06/08						
		appr	Pai-Ming Zheng	2016/06/15						
surface	linear	0.X	±0.2	product family		XCode	rel level	Released		
		0.XX	±0.10	MODULE ASSEMBLY		cat. no.	SEE P/N TREE	Product - Customer Drw	sheet 8 of 8	
		0.XXX	±0.050	VERTICAL HEADER, 8-COLUMN, 2-PAIR		diag no	10113949			
ASME Y14.5	angular	0°	±°	www.fci.com		title	Rev:G	STATUS:Released	Printed: Jun 15, 2016	

Amphenol FCI

© 2016 AFCI