Restricted to: General Release

USED ON

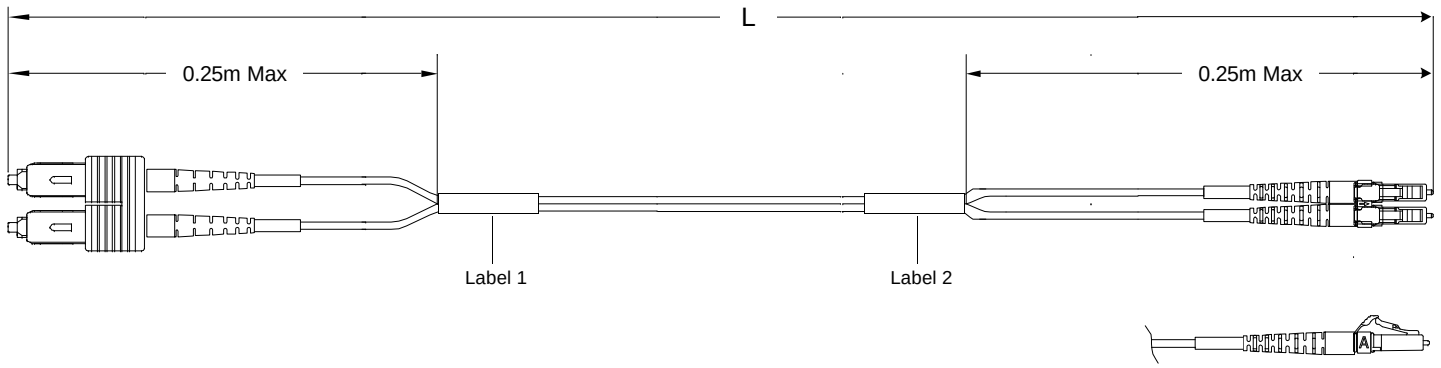

Left Side

Connector(s): SC-Duplex
Mode: MM
Housing Color: Beige
Geom. Spec: N/A

Fiber Path

A - ——— - B
B - ——— - A

Right Side

Connector(s): LC-Duplex
Mode: MM
Housing Color: Beige
Geom. Spec: N/A

Notes:

1 IL tested at 1300nm.
2 Product and Processing must meet requirements of Tyco Electronics Standard 230-702
3 Label 2 will not be present on any cable assembly less than 5 meters long.
4 Includes dust caps (not shown on print).

THIS DRAWING IS A CONTROLLED DOCUMENT

DWG NO 1907438

THIS INFORMATION IS CONFIDENTIAL AND PROPRIETARY TO TYCO ELECTRONICS CORPORATION AND ITS WORLDWIDE SUBSIDIARIES AND AFFILIATES. IT MAY NOT BE DISCLOSED TO ANYONE, OTHER THAN TYCO ELECTRONICS PERSONNEL, WITHOUT WRITTEN AUTHORIZATION FROM TYCO ELECTRONICS CORPORATION, HARRISBURG, PENNSYLVANIA

P	LTR	REVISION RECORD	DATE	DWN	APVD
	A	Rev Per EC# RELEASE	9/26/2006	-	MK

DIMENSIONS: meters

TOLERANCES UNLESS OTHERWISE SPECIFIED:
0 PLC ± -
1 PLC ± -
2 PLC ± -
3 PLC ± -
4 PLC ± -

Customer Print

DWN	Cable Assy Configurator	MATERIAL -	HEAT TREAT -
CHK	Michael Kepko	AMP Tyco Electronics, Inc. Harrisburg, PA 17105-3608	
APVD	Michael Kepko		
NAME	FO C/A - 2 fiber, XG - 50/125, OFNR (Riser) jacket, SC-Duplex to LC-Duplex		
SCALE NTS	SIZE A2	DRAWING NO C- 1907438	SHEET 1 of 3 REV A

LOC CE
DIST 16

CAC Customer Layout Rev: D

8 7 6 5 4 3 2 1

Restricted to: General Release

USED ON

Part #	L (meters)	L (feet)	SC-Duplex, Beige IL (dB)	SC-Duplex, Beige RL (dB)	LC-Duplex, Beige IL (dB)	LC-Duplex, Beige RL (dB)
0-1907438-1	0.950 - 1.050	3.11 - 3.44	0.5	-	0.5	-
0-1907438-2	1.950 - 2.050	6.39 - 6.72	0.5	-	0.5	-
0-1907438-3	2.950 - 3.050	9.67 - 10.00	0.5	-	0.5	-
0-1907438-4	3.920 - 4.080	12.86 - 13.38	0.51	-	0.51	-
0-1907438-5	4.920 - 5.080	16.14 - 16.66	0.51	-	0.51	-
0-1907438-6	5.920 - 6.080	19.42 - 19.94	0.51	-	0.51	-
0-1907438-7	6.920 - 7.080	22.70 - 23.22	0.51	-	0.51	-
0-1907438-8	7.920 - 8.080	25.98 - 26.50	0.51	-	0.51	-
0-1907438-9	8.850 - 9.150	29.03 - 30.01	0.51	-	0.51	-
1-1907438-0	9.850 - 10.150	32.31 - 33.30	0.52	-	0.52	-
1-1907438-1	10.850 - 11.150	35.59 - 36.58	0.52	-	0.52	-
1-1907438-2	11.850 - 12.150	38.87 - 39.86	0.52	-	0.52	-
1-1907438-3	12.850 - 13.150	42.15 - 43.14	0.52	-	0.52	-
1-1907438-4	13.850 - 14.150	45.43 - 46.42	0.52	-	0.52	-
1-1907438-5	14.850 - 15.150	48.72 - 49.70	0.52	-	0.52	-
1-1907438-6	15.840 - 16.160	51.96 - 53.01	0.52	-	0.52	-
1-1907438-7	16.830 - 17.170	55.21 - 56.33	0.53	-	0.53	-
1-1907438-8	17.820 - 18.180	58.46 - 59.64	0.53	-	0.53	-
1-1907438-9	18.810 - 19.190	61.71 - 62.95	0.53	-	0.53	-
2-1907438-0	19.800 - 20.200	64.96 - 66.27	0.53	-	0.53	-
2-1907438-1	20.790 - 21.210	68.20 - 69.58	0.53	-	0.53	-
2-1907438-2	21.780 - 22.220	71.45 - 72.90	0.53	-	0.53	-
2-1907438-3	22.770 - 23.230	74.70 - 76.21	0.53	-	0.53	-
2-1907438-4	23.760 - 24.240	77.95 - 79.52	0.54	-	0.54	-
2-1907438-5	24.750 - 25.250	81.20 - 82.84	0.54	-	0.54	-
2-1907438-6	25.740 - 26.260	84.44 - 86.15	0.54	-	0.54	-
2-1907438-7	26.730 - 27.270	87.69 - 89.46	0.54	-	0.54	-
2-1907438-8	27.720 - 28.280	90.94 - 92.78	0.54	-	0.54	-
2-1907438-9	28.710 - 29.290	94.19 - 96.09	0.54	-	0.54	-
3-1907438-0	29.700 - 30.300	97.44 - 99.40	0.55	-	0.55	-
3-1907438-1	30.690 - 31.310	100.68 - 102.72	0.55	-	0.55	-
3-1907438-2	31.680 - 32.320	103.93 - 106.03	0.55	-	0.55	-
3-1907438-3	32.670 - 33.330	107.18 - 109.35	0.55	-	0.55	-
3-1907438-4	33.660 - 34.340	110.43 - 112.66	0.55	-	0.55	-
3-1907438-5	34.650 - 35.350	113.68 - 115.97	0.55	-	0.55	-
3-1907438-6	35.640 - 36.360	116.92 - 119.29	0.55	-	0.55	-
3-1907438-7	36.630 - 37.370	120.17 - 122.60	0.56	-	0.56	-
3-1907438-8	37.620 - 38.380	123.42 - 125.91	0.56	-	0.56	-
3-1907438-9	38.610 - 39.390	126.67 - 129.23	0.56	-	0.56	-
4-1907438-0	39.600 - 40.400	129.92 - 132.54	0.56	-	0.56	-
5-1907438-0	49.500 - 50.500	162.40 - 165.68	0.58	-	0.58	-

Qty	U of M	Description	Item No.
4	piece	LC, SC, FC Straight Boot, Beige	1
1	piece	LC Duplex clip, black	2
2	piece	LC Connector Assy, MM	3
2	piece	SC Simplex Housing, Beige	4
2	piece	2.5mm ferrule cover	5
AR	meter	2 Fiber, XG-50/125, 2.0mm, Twinzip, Aqua, OFNR (Riser)	6
2	piece	SC Duplex Clip	7
4	piece	Eyelet/Shrink tube assembly - White	8
2	piece	CONN SUBASSY, MM, SC 1.6MM	9
2	piece	Trace Label	10

THIS DRAWING IS A CONTROLLED DOCUMENT.
DWG NO
THIS INFORMATION IS CONFIDENTIAL AND PROPRIETARY TO TYCO ELECTRONICS CORPORATION AND ITS WORLDWIDE SUBSIDIARIES, AND AFFILIATES. IT MAY NOT BE DISCLOSED TO ANYONE OUTSIDE TYCO ELECTRONICS PERSONNEL, WITHOUT WRITTEN AUTHORIZATION FROM TYCO ELECTRONICS CORPORATION, HARRISBURG, PENNSYLVANIA USA.

LOC CE
DIST 16

CAC Customer Layout Rev: D

LTR	REVISION RECORD	DATE	DWN	APVD
A	Rev Per EC# RELEASE	9/26/2006	-	MK

DIMENSIONS: meters

TOLERANCES UNLESS OTHERWISE SPECIFIED:
0 PLC ± -
1 PLC ± -
2 PLC ± -
3 PLC ± -
4 PLC ± -

Customer Print

DWN Cable Assy Configurator
CHK Michael Kepko
APVD Michael Kepko
MATERIAL -
HEAT TREAT -
AMP Tyco Electronics, Inc. Harrisburg, PA 17105-3608
NAME FO C/A - 2 fiber, XG - 50/125, OFNR (Riser) jacket, SC-Duplex to LC-Duplex
SCALE NTS
SIZE A2
DRAWING NO C- 1907438
SHEET 2 of 3
REV A

8 7 6 5 4 3 2 1

D C B A

Restricted to: General Release

USED ON

Label 1 Per specification 107-1645-1

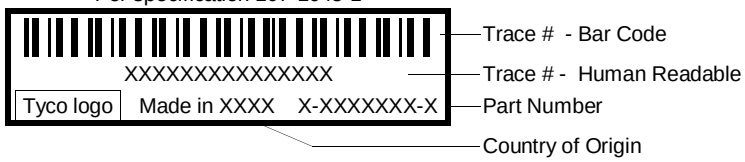

This label is used on all lengths on this drawing.

Label 2 Per specification 107-1645-1

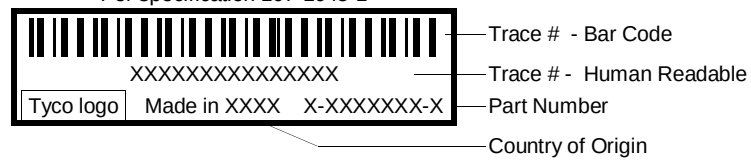

This label is used on all lengths on this drawing.

THIS DRAWING IS A CONTROLLED DOCUMENT.

DWG NO

THIS INFORMATION IS CONFIDENTIAL AND PROPRIETARY TO TYCO ELECTRONICS CORPORATION AND ITS WORLDWIDE SUBSIDIARIES AND AFFILIATES. IT MAY NOT BE DISCLOSED TO ANYONE, OTHER THAN TYCO ELECTRONICS PERSONNEL, WITHOUT WRITTEN AUTHORIZATION FROM TYCO ELECTRONICS CORPORATION, HARRISBURG, PENNSYLVANIA

LOC	DIST
CE	16

P	LTR	REVISION RECORD	DATE	DWN	APVD
	A	Rev Per EC# RELEASE	9/26/2006	-	MK

DIMENSIONS: meters

TOLERANCES UNLESS OTHERWISE SPECIFIED:
0 PLC ± -
1 PLC ± -
2 PLC ± -
3 PLC ± -
4 PLC ± -

Customer Print

DWN	Cable Assy Configurator	MATERIAL -	HEAT TREAT -
CHK	Michael Kepko	AMP Tyco Electronics, Inc. Harrisburg, PA 17105-3608	
APVD	Michael Kepko		
NAME	FO C/A - 2 fiber, XG - 50/125, OFNR (Riser) jacket, SC-Duplex to LC-Duplex		
SCALE NTS	SIZE A2	DRAWING NO C- 1907438	SHEET 3 of 3 REV A

CAC Customer Layout Rev: D

8 7 6 5 4 3 2 1

D C B A