

THIS DRAWING IS UNPUBLISHED.

RELEASED FOR PUBLICATION

1974.

© COPYRIGHT BY TYCO ELECTRONICS CORPORATION.

ALL RIGHTS RESERVED.

LOC

DIST

REVISIONS

P

LTR

DESCRIPTION

DATE

DWN

APVD

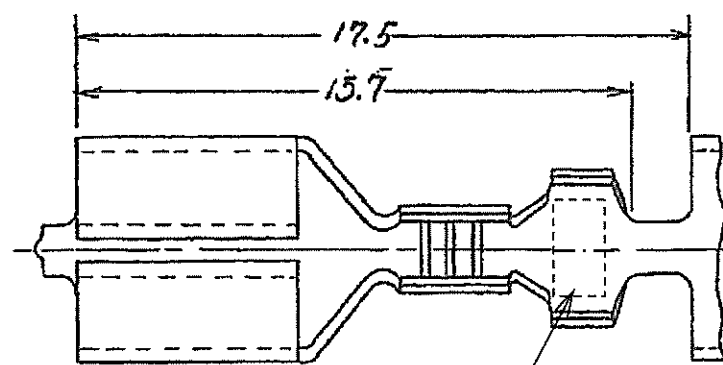
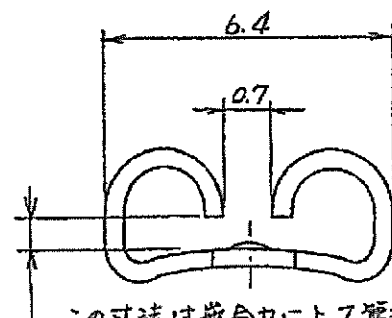
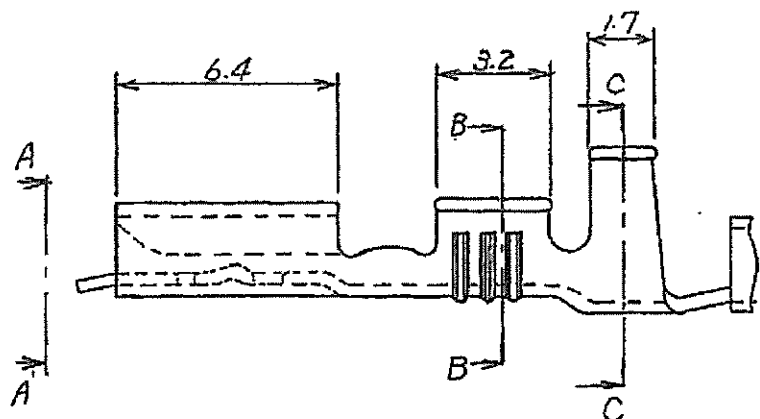
C

REVISED ECR-07-011381

18MAY'07

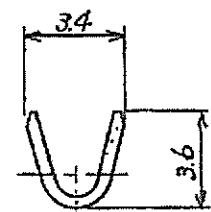
J.S

S.M

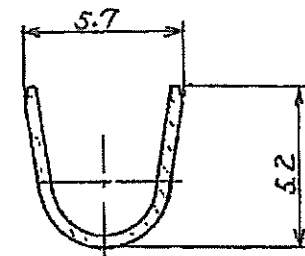
トレードマーク
TRADE MARK

この寸法は嵌合力によって管理する

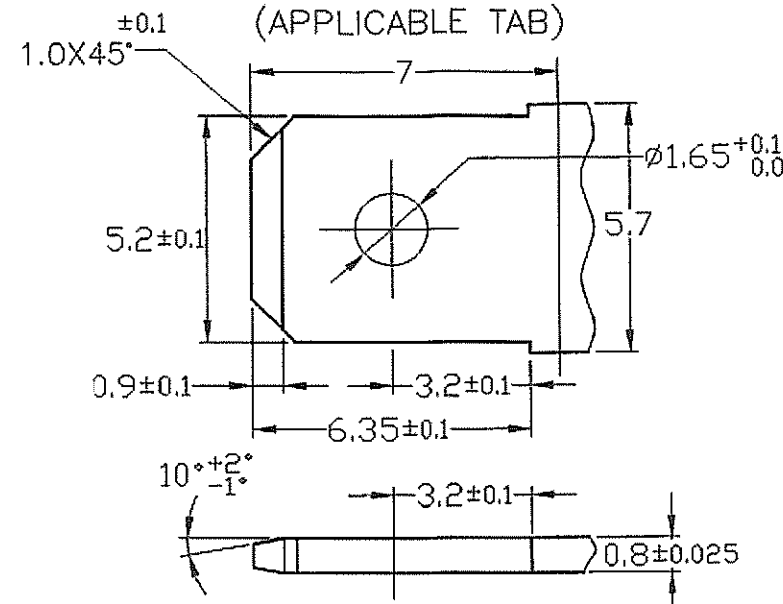
※ 断面 A-A



断面 B-B



断面 C-C

△ Fig 1 適用 TAB 寸法
(APPLICABLE TAB)

注.

△. 適用 TAB 寸法については Fig 1 を参照のこと。

△. ストレス除去処理

処理法により外観が変化する。

不活性ガス加熱方式……無光沢

大気加熱方式………光沢

NOTES

△. FOR APPLICABLE TAB, SEE Fig 1.

△. STRESS RELIEVING

FINISH IS SUBJECT TO CHANGE BY THE TYPE OF
STRESS RELIEVING PROCESS

INERT GAS FURNACE

ATMOSPHERIC FURNACE FOLLOWED BY ACID PICKLE ----- MATTE

BRIGHT

170179-2	170180-2	黄銅 0.4t	電気鍍め	108-5007
170179-1	170180-1	黄銅 0.4t	—	108-5007
型番	LP型番	材質	仕上	製品規格番号

WIRE RANGE

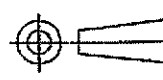
適合電線断面積

0.75~2.27 mm² (AWG #18-14)

INSULATION DIA

被覆外径

3.30~4.60 mm (130~180 IN)

THIS DRAWING IS A CONTROLLED DOCUMENT FOR AMP INCORPORATED
IT IS SUBJECT TO CHANGE AND THE CONTROLLING ENGINEERING
ORGANIZATION SHOULD BE CONTACTED FOR THE LATEST REVISION.DIMENSIONS:
単位: 寸
mmTOLERANCES UNLESS
OTHERWISE SPECIFIED:

一般公差
10% : ±0.2
20% : ±0.25
50% : ±0.3
100% : ±0.4
HOLE : ±0.3
±1.0

MATERIAL

材料

表参照 (SEE TABLE)

FINISH

仕上

表参照 (SEE TABLE)

DWN

CHK

APVD

PRODUCT SPEC

表参照 (SEE TABLE)

APPLICATION SPEC

取付適用規格

WEIGHT

—

CUSTOMER DRAWING

Tyco Electronics

Tyco Electronics AMP K.K.

Kawasaki, Japan

NAME

名称

"205" SERIES FASTON RECEPTACLE

"205" シリーズ ファストン リセプタクル

SIZE

A3

CAGE CODE

00779

DRAWING NO

C-170179

RESTRICTED TO

—

SCALE

—

SHEET

1

OF

1

REV

C

Mouser Electronics

Authorized Distributor

Click to View Pricing, Inventory, Delivery & Lifecycle Information:

[TE Connectivity:](#)

[170179-1](#)